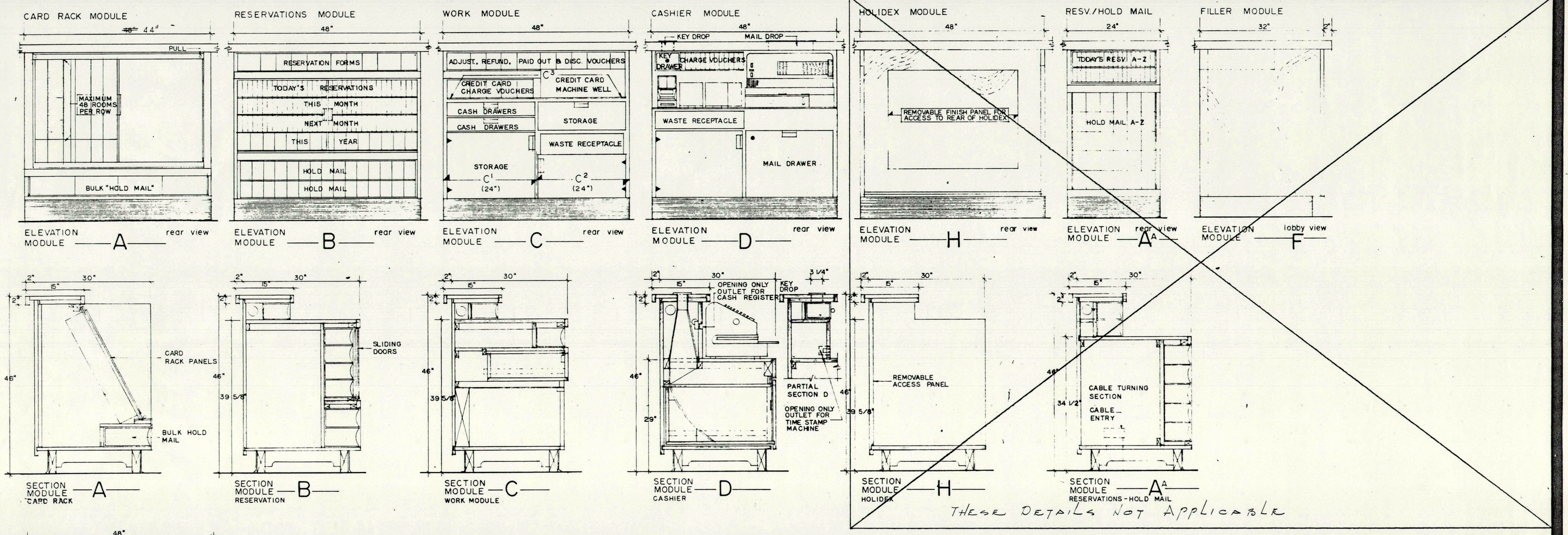

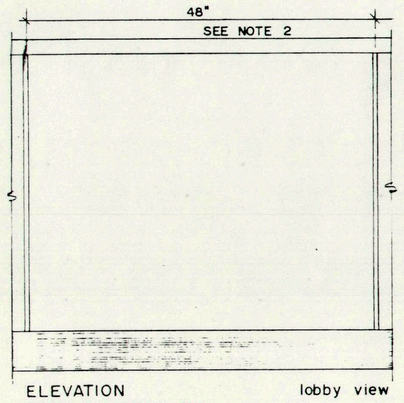

NOTE-1

MODULE "A" MAY VARY IN LENGTH ACCORDING TO OPERATIONAL NEEDS VERIFY DIMENSIONS, SEE FRONT DESK PLAN.

FOR PANEL DISTRIBUTION PANEL DESIGNATOR NOS, CIRCUITRY RISER DIAGRAMS MULTICABLE RUNS, AND CONDUIT SIZES REFER TO COMMUNICATIONS PLANS IN MECHANICAL, ELECTRICAL SECTION ARCHITECTURAL PLANS.

NOTE-2

COUNTERTOP STANDARD FORMICA CLAD SELF-EDGED CONTACT BOND ADHESIVE APPLIED ON 3/4" B-B SHOP GRADE PLYWOOD OR 3/4" H.D. PARTICLE BOARD OPTIONAL-MARBLE, ETC.

NOTE-3

UNLESS OTHERWISE STATED ON THE DRAWINGS NO ACCESSORIES SUCH AS CREDIT CARD MACH., TIME STAMPS, CASH REGISTER, FOLIO TRAYS, SAFE DEPOSITE BOXES, ROOM # OR KEY RACK, ECT. ARE INCLUDED IN THE FRONT DESK SYSTEM.

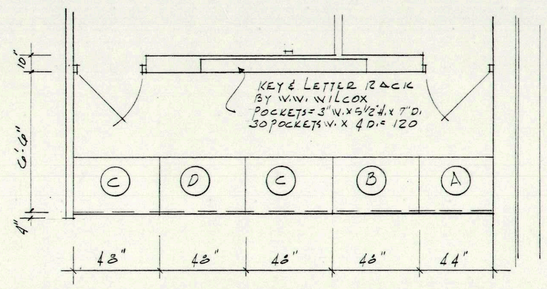

PLAN AT REGISTRATION DESK
SCALE: 1/4" = 1'-0"

REGISTRATION DESK DETAILS

SCALE: 1/2" = 1'-0"

DRAWN	DESCRIPTION	CHECK
J. LIBERTO		

A MOTEL FOR SLIDELL, LOUISIANA

THESE PLANS ARE THE PROPERTY OF THE ARCHITECT. THEY SHALL ONLY BE USED FOR THE CONSTRUCTION OF THE BUILDING SO DESIGNATED IN THE TITLE BLOCK. NO CHANGES, ABSOLUTELY NONE, WILL BE MADE WITHOUT THE APPROVAL OF THE ARCHITECT, AND UPON COMPLETION OF THE JOB, ALL PLANS AND SPECIFICATIONS SHALL BE RETURNED TO THE ARCHITECT.

ARCHEON
ARCHITECTS · ENGINEERS
2930 AIRWAYS · MEMPHIS, TENNESSEE 38116

COMM. NO. 75274
DATE
SHEET NO. A-9

BRUNING 40-105 20133 FORM #1