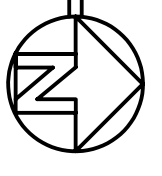
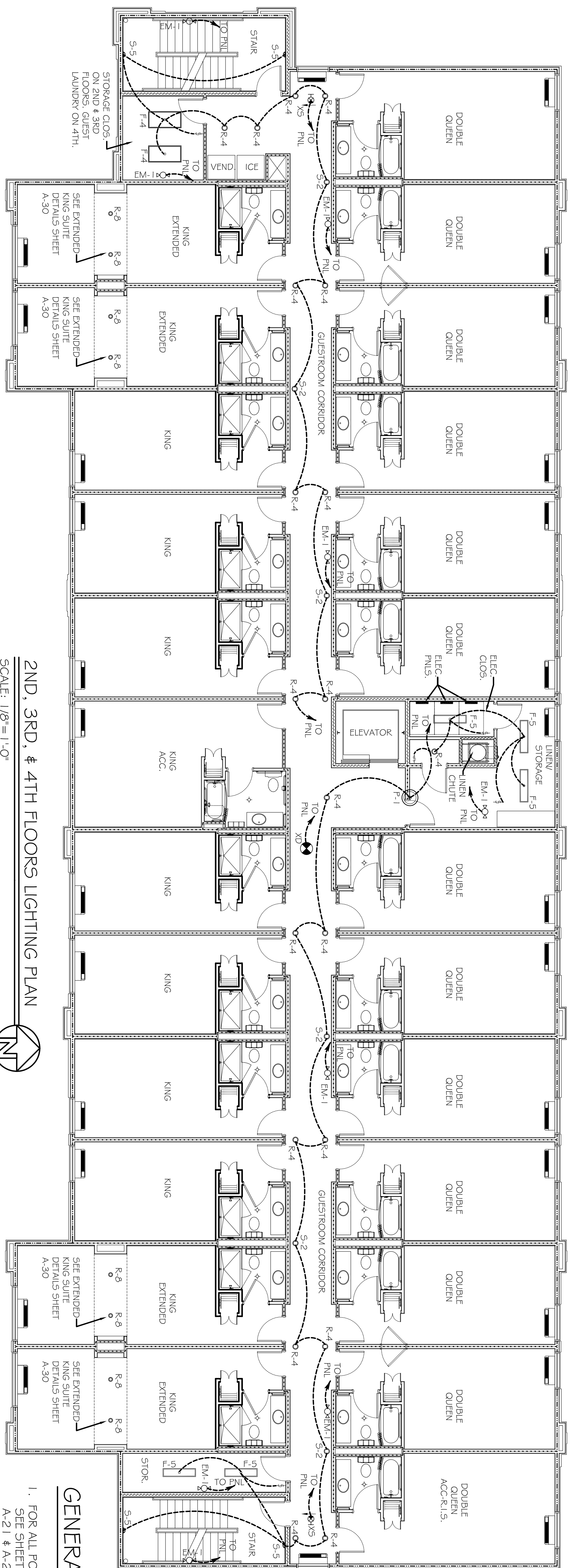


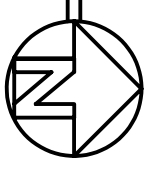
2ND, 3RD, & 4TH FLOORS POWER PLAN
SCALE: 1/8" = 1'-0"



- LEGEND**
- 1 HOUR RATED INTERIOR WALL
SEE U/F # U333- SHEET A2
 - 1 HOUR RATED EXTERIOR WALL
SEE GA. FILE NO. WP8105
(U# U314)- SHEET A2
 - 2 HOUR RATED WALLS AROUND ALL
INTERIOR STAIRS, ELEVATOR SHAFTS,
LAUNDRY CHUTES, & THE 4TH FLOOR
ELEVATOR EQUIP. ROOM, SEE GA. FILE
NO. WP 4135 SHEET A2.
FOR PARTIAL EXTERIOR STAIRS, SEE PLAN
& GA. FILE NO. WP 8415 SHEET A2



2ND, 3RD, & 4TH FLOORS LIGHTING PLAN
SCALE: 1/8" = 1'-0"



GENERAL NOTES:

1. FOR ALL POWER AND LIGHTING LOCATIONS IN GUESTROOM SUITES
SEE SHEETS A-1.3, A-1.4, A-1.5, A-1.6, A-1.7, A-1.8, A-1.9, A-2.0,
A-2.1 & A-2.2 FOR REFERENCE. VERIFY ALL LOCATIONS WITH OWNER.
2. VERIFY POWER SUPPLY & TIE-IN LOCATION WITH UTILITY COMPANY'S
FIELD ENGINEER PRIOR TO COMMENCING ANY ELECTRICAL WORK.

LAQUINTA INNS & SUITES

507 CONSTITUTION DRIVE
WEST MONROE, LOUISIANA 71292

JOB No:	2196	DATE:	04-15-2014
DRAWN BY:	JTL	CHECKED BY:	CKD



DAMMON
ENGINEERING, INC.
Architects & Engineers

CHIEF ENGINEER, BRIAN MISTICH, P.E.
CHIEF ARCHITECT, KEVIN KINCHEN
554 OLD SPANISH TRAIL
SLIDELL, LA 70456
dammonengineering.com
dammoning@bellsouth.net
PHONE: 985-649-5832
FAX: 985-641-5950

REVISIONS		DATE
#	DESCRIPTION	

2ND, 3RD,
& 4TH FLOOR
ELECTRICAL
PLANS

SHEET No: 48 OF 53

E2