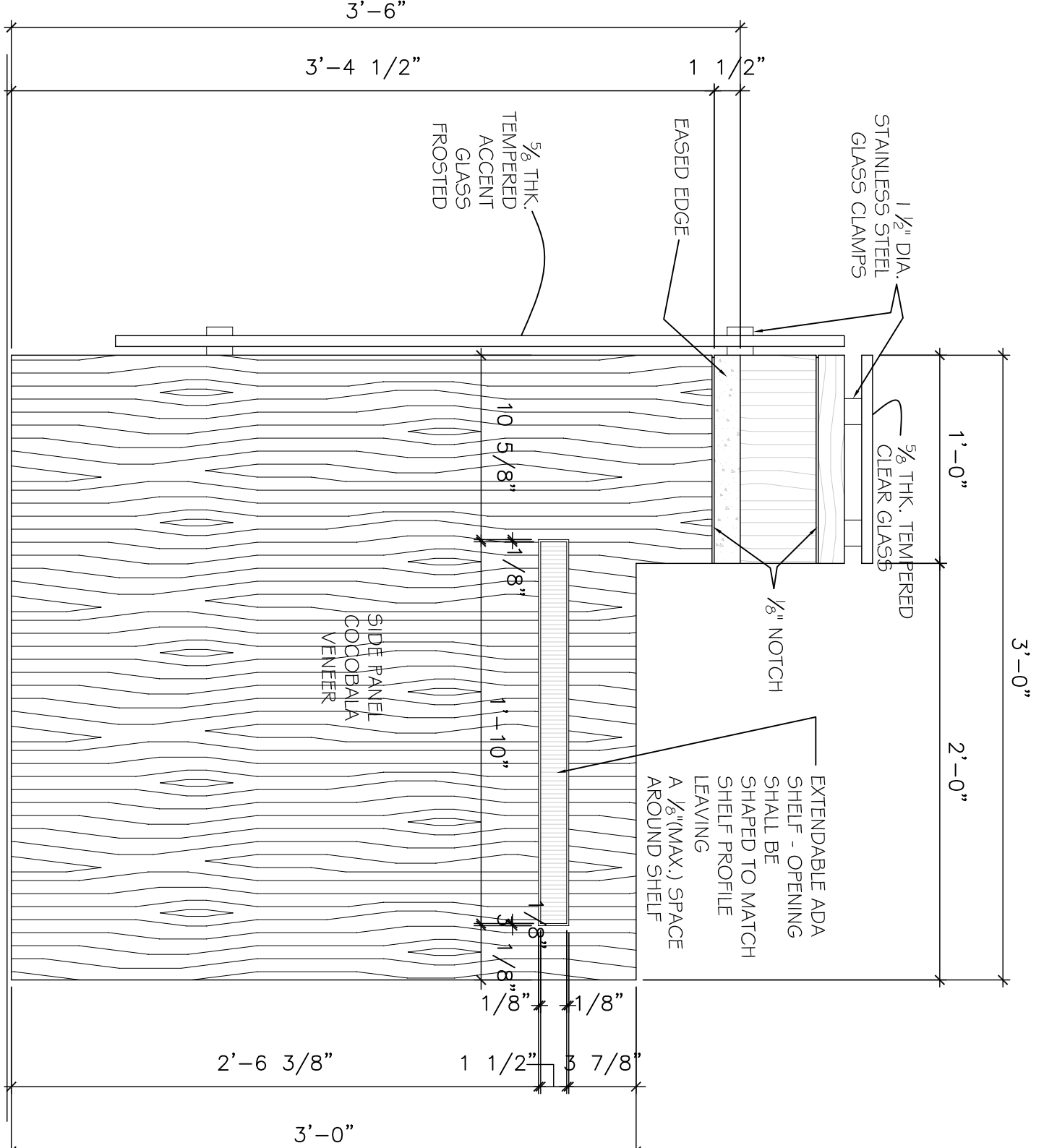
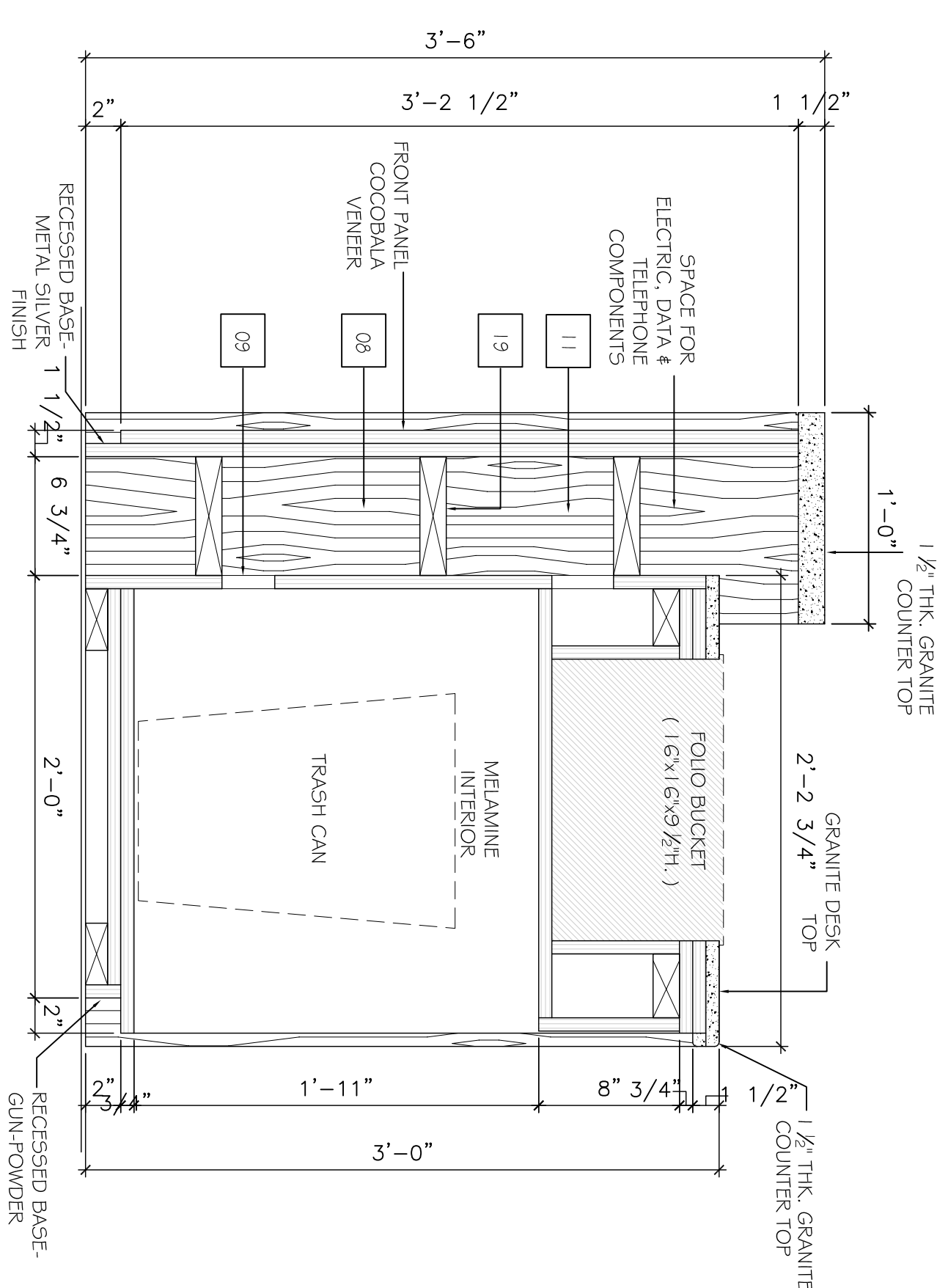


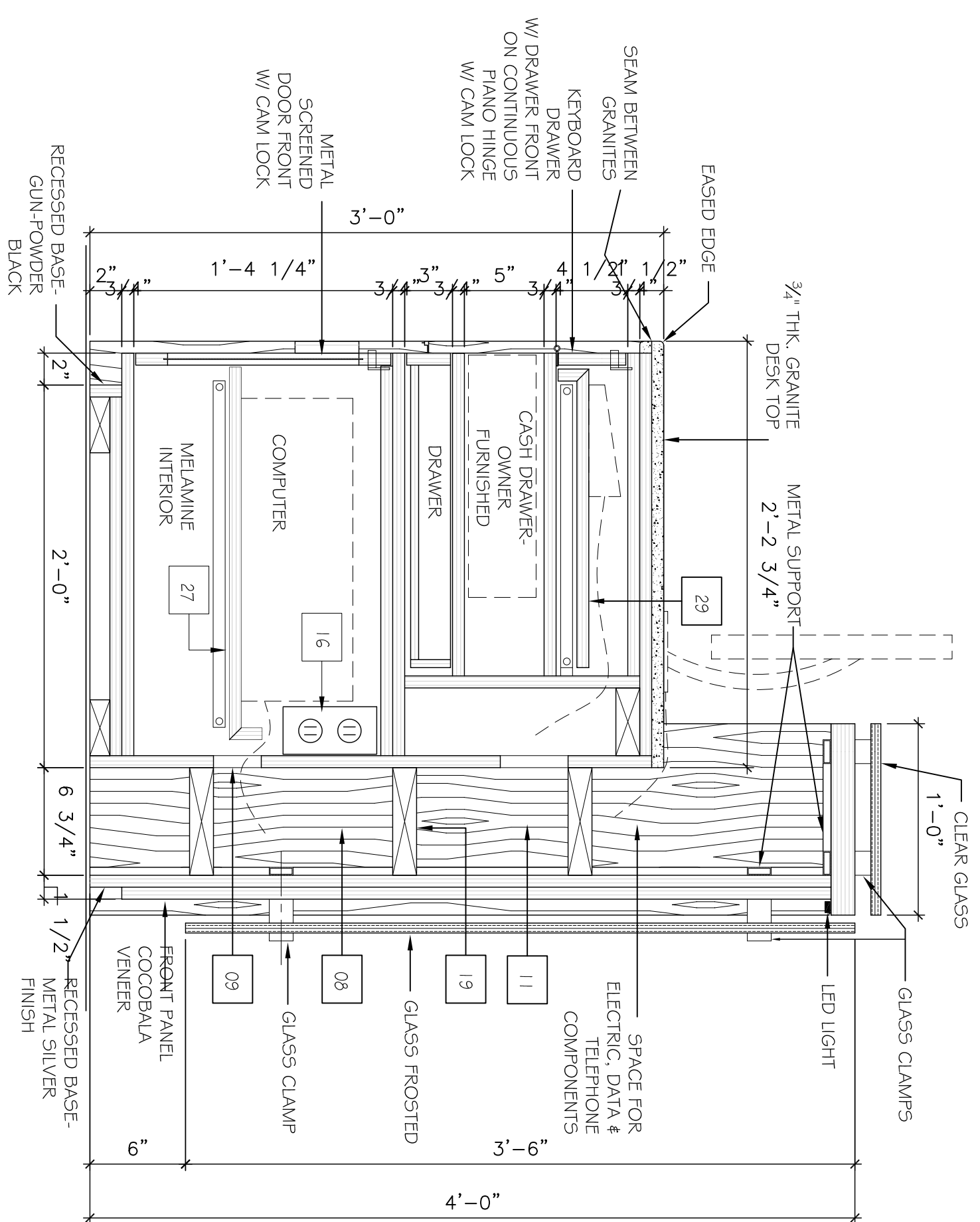
39 REGISTRATION DESK ELEVATION
SCALE: 1-1/2" = 1'-0"



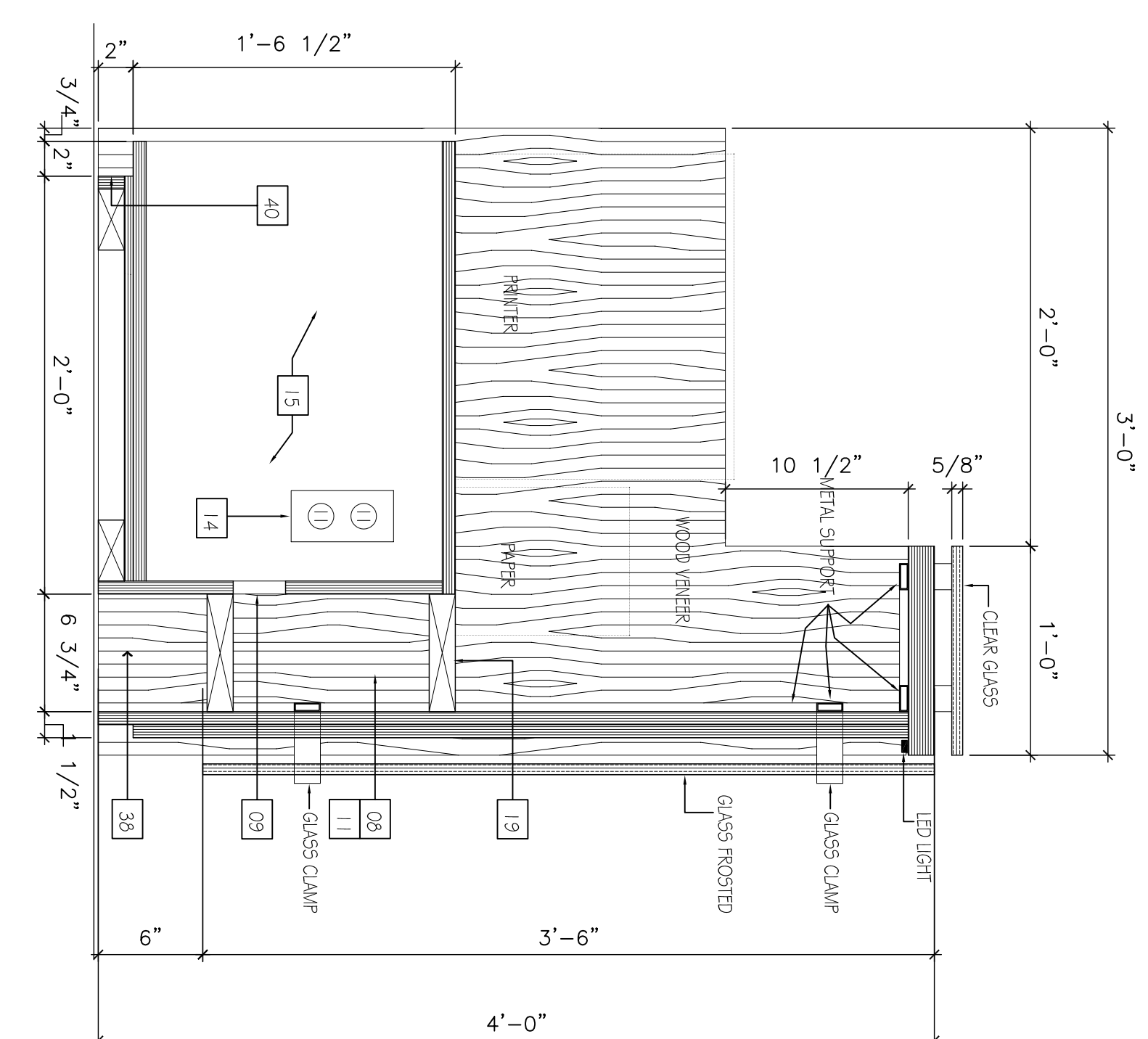
40 REGISTRATION DESK SECTION
SCALE: 1-1/2" = 1'-0"



41 REGISTRATION DESK SECTION
SCALE: 1-1/2" = 1'-0"



42 REGISTRATION DESK SECTION
SCALE: 1-1/2" = 1'-0"



43 REGISTRATION DESK SECTION
SCALE: 1-1/2" = 1'-0"

REGISTRATION DESK CONSTRUCTION NOTE LEGEND

- 01 GRANITE COUNTERTOP - SEE DETAILS ON SHEET A404.
- 02 PLASTIC LAMINATE PL-1.
- 03 GRANITE TRIM - SEE DETAIL 9A404.
- 04 OPEN CABINET WITH TRASH STORAGE BELOW.
- 05 "TAC" UNIT - OWNER FURNISHED. CONTRIM SIZE W/ OWNER PRIOR TO MILLWORK FABRICATION.
- 06 PLASTIC LAMINATE CABINETS; PL-2: EXPOSED MILLWORK MILLWORK CABINET SURFACES.
- 07 5.5" DROP EDGE (1 1/2").
- 08 OPEN ELECTRICAL RACKWAY.
- 09 3" X 8" OPENING FOR ACCESS TO WIRERAY ADJUSTABLE SHELF WITH UP AT BACK EDGE.
- 10 ADJUSTABLE SHELF WITH UP AT BACK EDGE.
- 11 OPEN COMMUNICATIONS WIRERAY.
- 12 FLUSH/OUT WITH OUTLETS.
- 13 EACH PANEL/LAM CONSISTS OF FOUR PIECES
- 14 FLACED AT 45 DEGREE ANGLES.
- 15 HARMONICA AND DATA PORTS INSTALLED BELOW PRINTER.
- 16 INTERIOR PANELS MELAMINE COMPONENT PANELS; PL-3. ALL INTERIOR PANELS AND DRAWER INTERIORS TO BE M.C.F.
- 17 ISOLATED GROUND DEDICATED CIRCUIT OUTLET.
- 18 FILE DRAWERS TYPICAL.
- 19 WIRE MANAGEMENT TROUGH.
- 20 1 1/2" DIAMETER HOLE WITH GROMMET.
- 21 LINE OF KEYBOARD UNIT PULL-OUT.
- 22 GUEST SAFETY DEPOSIT BOX (O.F.C.I.).
- 23 PERFORATED METAL SCREEN - MANICHOUS, STAINLESS STEEL, 1/8 HOLES P.5.1, 50% O.A., 3/16" DIA., AT 1/4" STAGGERED CENTERS
- 24 CASH DRAWER - OWNER FURNISHED; W.S. CASH DRAWER CORPORATION, MODEL #HP-122, (18.8"W X 15.2"D X 4.25"H) CONTRACTOR TO INSTALL AND ATTACH TO MILLWORK PRIOR TO FINAL FABRICATION. VERIFY SIZE/ MODEL# BEFORE FABRICATION W/ OWNERS REP.
- 25 1/4" CLEAR ACRYLIC DIVIDERS W/ EXPOSED EDGES POLISHED.
- 26 OPEN CABINETS TYPICAL WITH ADJUSTABLE SHELVES.
- 27 FOLD BUCKET - RECESSED IN COUNTER TOP WITH A CLEAR OPENING OF 16" X 16" X 9 1/2" DEEP - OWNER FURNISHED.
- 28 SLIDE-OUT SHELF WITH UP AT BACK EDGE, ACQUARDE FOLD-OUT SHELF ROLLER, MODEL # 322.
- 29 RECESSED PAPER STORAGE BEHIND PRINTER.
- 30 SLIDE-OUT SHELF WITH PLASTIC LAMINATE FINISH.
- 31 COMPUTER CABINET WITH SLIDE-OUT SHELF, DOORS TO HAVE PERFORATED METAL SCREEN FOR VENTILATION.
- 32 MONITOR FOR SECURITY CAMERA.
- 33 INTERCOM DESK.
- 34 PAINT-ON KNOCKDOWN, TYPICAL.
- 35 PLASTIC LAMINATE CLAD PLYWOOD DIVIDERS
- 36 H.C. ACCESSIBLE COUNTER TO BE BUILT PER CODES.
- 37 TELEPHONE OUTLET, TYPICAL.
- 38 SLIDE-OUT SHELF FOR POSTING TRAY, 19" X 17" WIDE. FACE TO BE FLUSH WITH DRAWER FACE BELOW.
- 39 CERAMIC TILE BASE, TYPICAL.
- 40 CABINET WITH SLOTS AS SHOWN.
- 41 3/4" SUBSTRATE-TOE KICK.
- 42 TESA UNIT - OWNER FURNISHED.
- 43 CREDIT CARD IMPRINTER - OWNER FURNISHED.
- 44 RESERVATIONS TELEPHONE OWNER FURNISHED.
- 45 COMPUTER PRINTER - OWNER FURNISHED ON RECESSED COUNTERTOP WITH FRONT ACCESS.
- 46 FLAT SCREEN MONITOR ON COUNTERTOP WITH KEYBOARD OWNER FURNISHED.
- 47 PLASTIC LAMINATE FINISH, TYPICAL.
- 48 TELEPHONE CONSOLE - OWNER FURNISHED
- 49 CLUSTER LED ELEMENTS MML 6 SERIES LIGHTING.
- 50 CABINET WITH ADJUSTABLE SHELF WITH UP AT BACK EDGE.
- 51 3/4" PLYWOOD, TYPICAL.
- 52 1/2" PLYWOOD, TYPICAL.
- 53 1X2 WOOD TRIM.

GENERAL NOTE

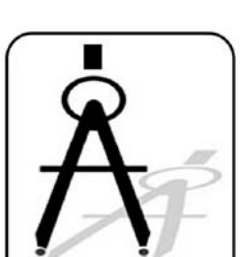
ALL EXPOSED MILLWORK CABINETS TO BE PLASTIC LAMINATE. ALL CABINET INTERIORS AND DRAWER INTERIORS TO BE MELAMINE COMPONENT PANELS.

FRONT DESK DETAILS VARY FROM ONE SCHEME TO ANOTHER. CONTACT INTERIOR DESIGNER FOR CLARIFICATION.

LAQUINTA INNS & SUITES

507 CONSTITUTION DRIVE
WEST MONROE, LOUISIANA 71292

JOB No: 2196 DATE: 04-15-2014
DRAWN BY: JTL CHECKED BY: CKD



DAMMON ENGINEERING, INC.
Architects & Engineers

CHIEF ENGINEER, BRIAN MISTICH, P.E.
CHIEF ARCHITECT, KEVIN KINCHEN
554 OLD SPANISH TRAIL
SLIDELL, LA 70458

dammonengineering.com
dammoneng@bellsouth.net
PHONE: 985-649-5832
FAX: 985-641-5990

#	DESCRIPTION	DATE

REGISTRATION DESK MILLWORK DETAILS

SHEET No: 30 OF 53

A22