SITE LEGEND

- PROPERTY LINE
- UTILITY / EASEMENT LINE
- BUILDING SETBACK MINIMUM
- BUILDING OUTLINE
- TEMPORARY SILT FENCING
- HANDICAP PARKING SIGN
- T.O.C. 97.89' — TOP OF CURB ELEVATION
- 97.39' — TOP OF PAVING AT CURB
- # 96.89' — T.O. GRATE ELEVATION

PAVING NOTES:

1) ALL NEW CONCRETE SHALL SHALL HAVE A MINIMUM COMPRESSIVE STRENGTH OF 4,000 PSI AT 28 DAYS AND A MINIMUM THICKNESS OF 6". CONCRETE MIX SHALL BE IN ACCORDANCE WITH THE LATEST REVISION OF ASTM C-150 TYPE 1.
2) ALL REINFORCING STEEL SHALL MEET ASTM-A615 (GRADE 60).
3) ALL REINFORCING STEEL SHALL BE SECURELY SUPPORTED TO PREVENT BOTH VERTICAL AND HORIZONTAL MOVEMENT DURING CONCRETE PLACEMENT. ALL CONTROL AND EXPANSION JOINTS SHALL BE LOCATED AND INSTALLED AS SHOWN ON THE PAVING PLAN AND IN ACCORDANCE WITH THE MANUFACTURER'S RECOMMENDATIONS.
4) ALL SUB GRADE FILL SHALL BE INSTALLED PER TERRACON GEOTECHNICAL ENGINEERING REPORT PROJECT NO. EB135065 DATED NOVEMBER 11, 2013.
5) CONTRACTOR SHALL CONTACT THEIR REGULATORY DEPARTMENT OF ENGINEERING PRIOR TO CONDUCTING ANY WORK.
6) ANY WORK WITHIN THE ROADWAY OR ADJACENT TO THE ROADWAY CAUSING AN INTERFERENCE TO VEHICULAR TRAFFIC REQUIRES PRIOR APPROVAL FROM THE CITY TRAFFIC ENGINEERING DIVISION, AND MUST CONFORM TO THE REQUIREMENTS SET FORTH BY THE UNIFORM MANUAL OF TRAFFIC CONTROL DEVICES OF THE STATE OF LOUISIANA. THE CONTRACTOR MUST FURNISH ALL NECESSARY TRAFFIC SIGNS AND/OR BARRICADES AND MAINTAIN THEM DURING CONSTRUCTION ACTIVITY.

6" BARRIER CONCRETE CURB
N.T.S.

CURB DOWELS
N.T.S.

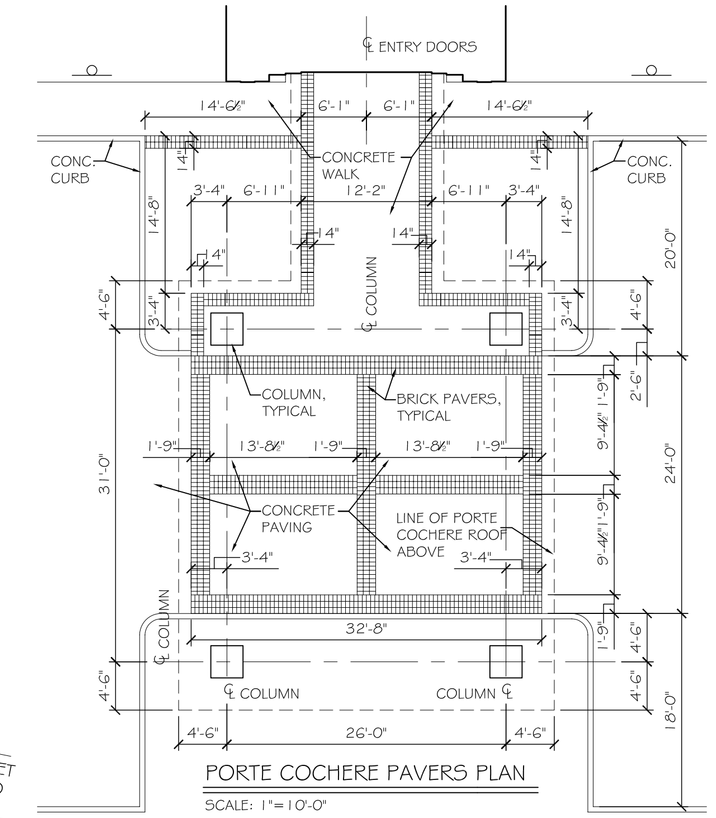

PORTE COCHERE PAVERS PLAN
SCALE: 1"=10'-0"

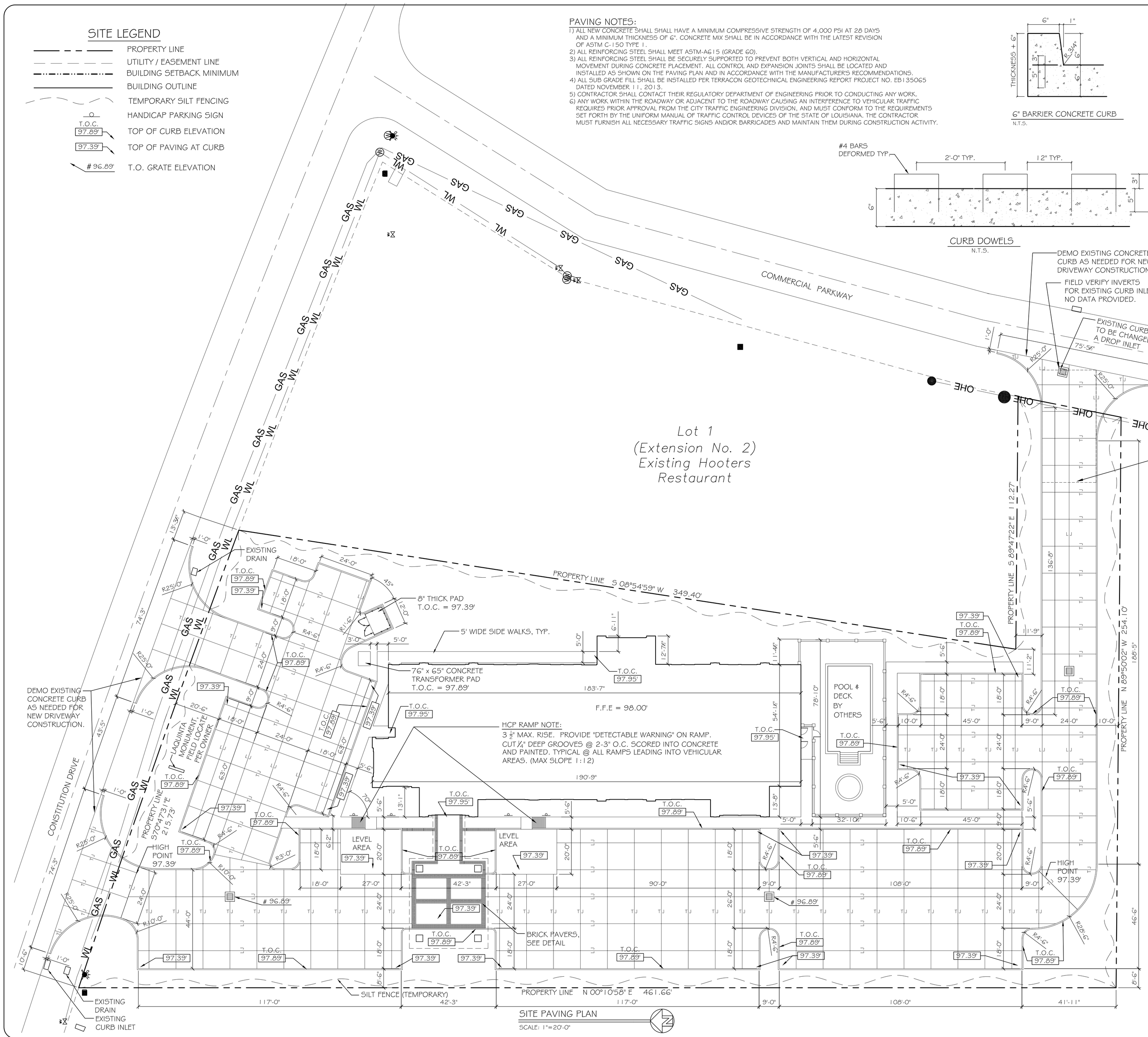

SITE PAVING PLAN
SCALE: 1"=20'-0"

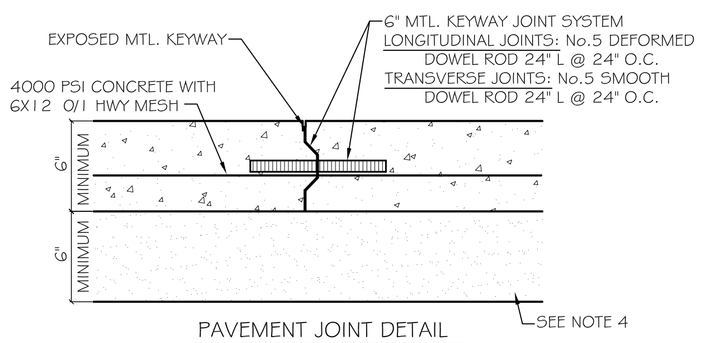

PAVEMENT JOINT DETAIL

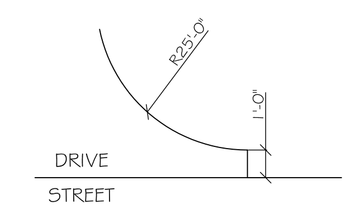

TYPICAL ENTRANCE DETAIL
N.T.S.

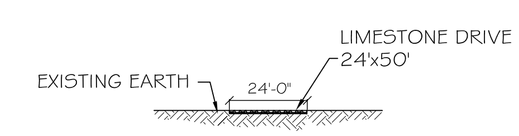

TEMP. ENTRANCE DETAIL
N.T.S.

DAMMON ENGINEERING, INC.
Architects & Engineers
dammoneng@cox.net
dammoneng.com
PHONE: 985-649-5832
FAX: 985-641-5950
CHIEF ENGINEER: BRIAN MISTICH, P.E.
CHIEF ARCHITECT: KEVIN RINCHEN
5744 JACKSON TRAIL
SLIDELL, LA 70458

LAQUINTA INNS & SUITES
507 CONSTITUTION DRIVE
WEST MONROE, LOUISIANA 71292

JOB No:	DATE:
2196	04-15-2014
DRAWN BY: JTL	CHECKED BY: CKD

REVISIONS

#	DESCRIPTION	DATE

The above drawings and specifications, designs and arrangements represented thereby are and shall remain the property of the undersigned and shall not be loaned, exhibited to others, copied or reproduced in any form without the express permission and consent of the undersigned. Visitors to these premises and others who may obtain information from these drawings or specifications shall constitute consent by acceptance of all terms and conditions.

SITE PAVING PLAN

SHEET No: 04 OF 53

C3