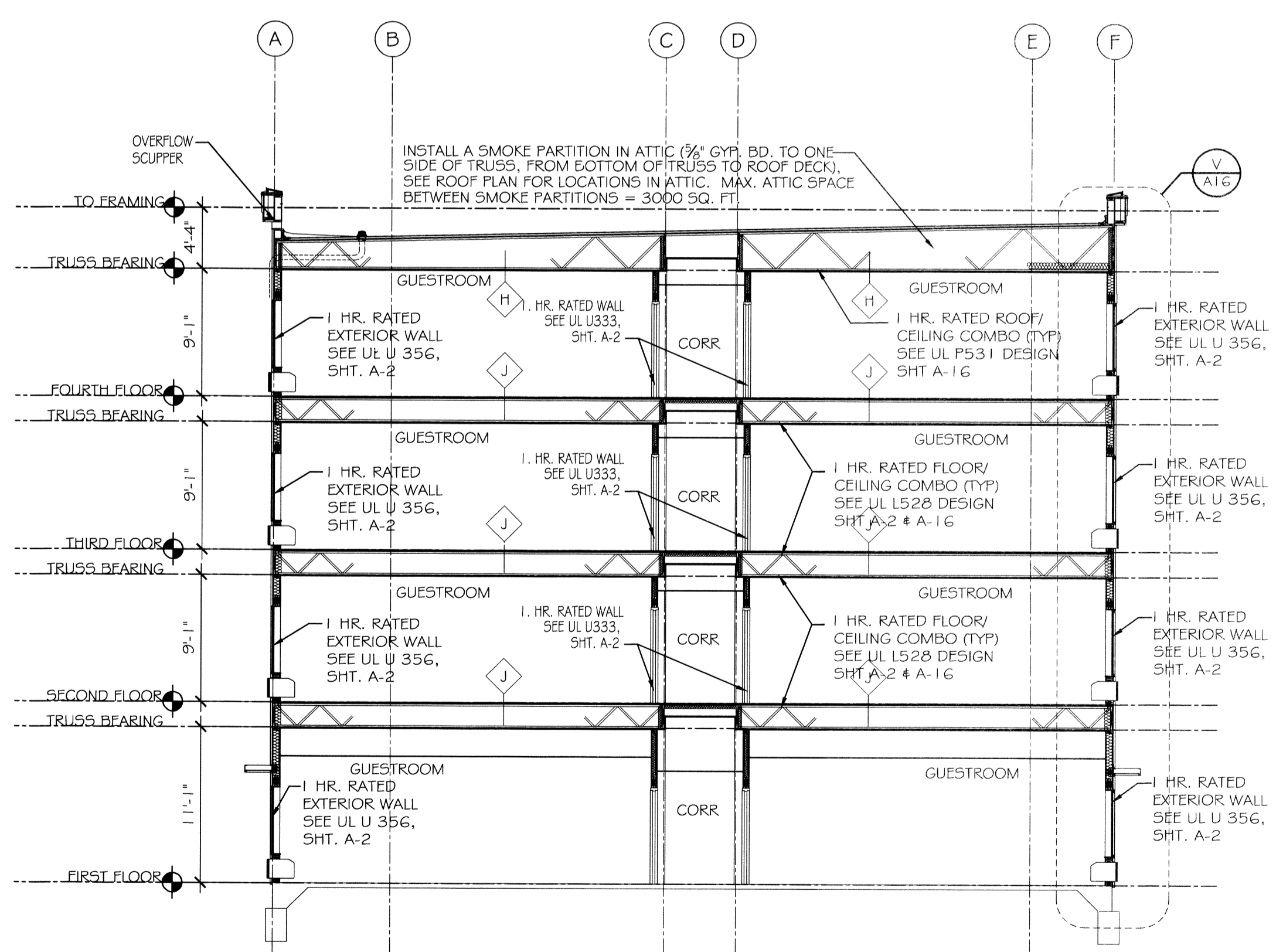


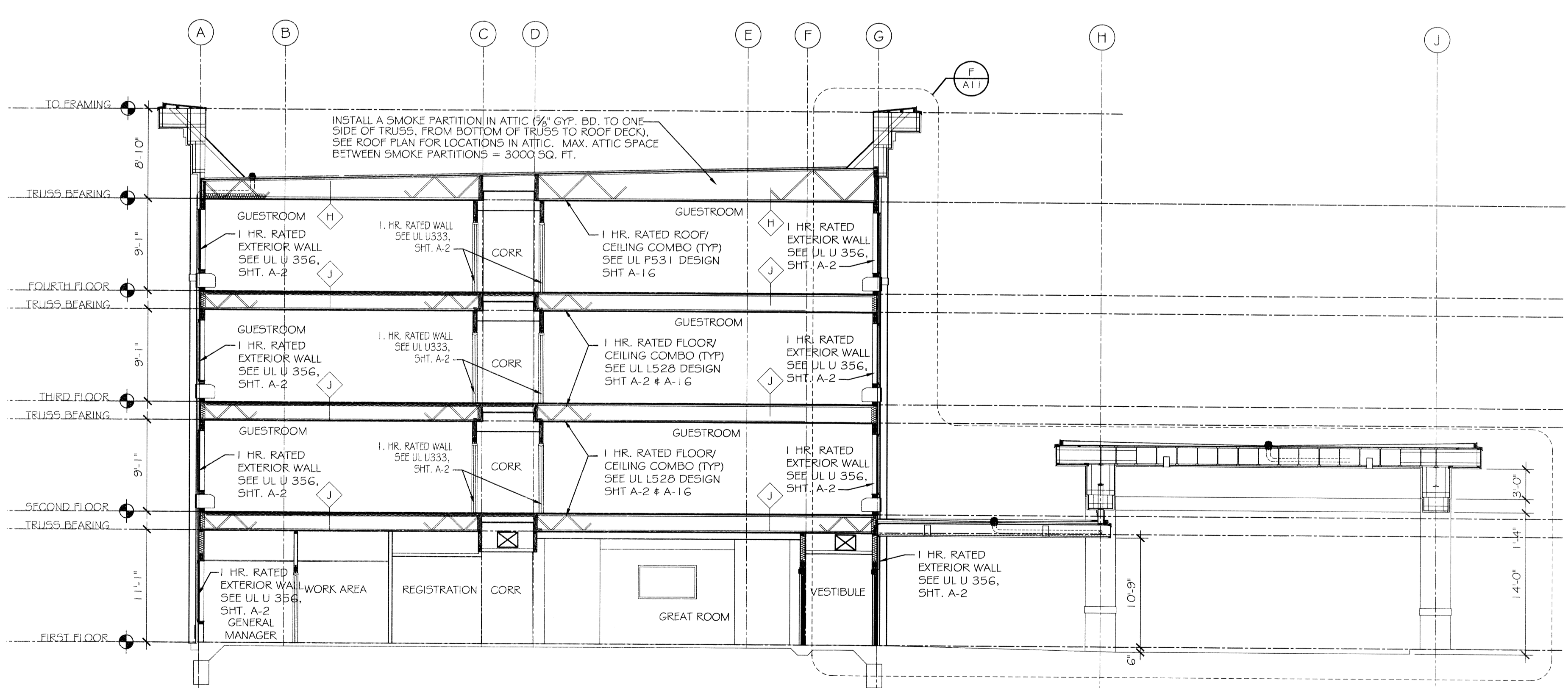
**K BUILDING SECTION**  
SCALE: 1/8" = 1'-0"

NOTE:  
PRE FABRICATED ROOF,  
FLOOR, WALLS, BEAMS,  
AND COLUMNS PROVIDED  
BY OTHERS.

SEE SHEET A-2 FOR ALL WALL, FLOOR/ CEILING  
AND ROOF/ CEILING ASSEMBLY RATINGS AS  
REQUIRED BY LOCAL CODE AND  
ORDINANCES FOR BUILDING TYPE AND  
RATING SELECTED.



**J BUILDING SECTION (GUESTROOM)**  
SCALE: 1/8" = 1'-0"



**H BUILDING SECTION @ LOBBY/ENTRY**  
SCALE: 1/8" = 1'-0"

NOTE: THIS DRAWING IS USED TO SHOW SPATIAL RELATIONSHIPS.  
REFER TO WALL SECTIONS, STRUCTURAL DRAWINGS, AND DETAILS  
FOR MORE DETAILED INFORMATION.

**DAMMON**  
ENGINEERING INC.  
*Architects & Engineers*


CHIEF ENGINEER: BRIAN MISTICH, P.E.  
CHIEF ARCHITECT: KEVIN KINCHEN  
504 OLD SPANISH TOWN  
SUITE 100, LA 70426

LAQUINTA INNS & SUITES

507 CONSTITUTION DRIVE  
WEST MONROE, LOUISIANA 71292

JOB No:	2196	DATE:	02-03-2014
DRAWN BY:	JTL	CHECKED BY:	CKD

#	DESCRIPTION	DATE



BUILDING SECTIONS