ROOM FINISH SCHEDULE

ROOM NO.	ROOM NAME	FLOOR	BASE	WALLS	CLG.	CLG. HT.	REMARKS
GROUND FLOOR							
01	ENTRY	CT #1	CT #1	VWC #1	P.GB. #2	8'-0"	
02	LOBBY	CT #1	CT #1	VWC #1	P.GB. #2	VARIES	SEE SHT. A4.3 FOR CLG. OAK CHAIR-RAIL
03	SITTING AREA	CARPET #1	CB	VWC #1	P.GB. #2	VARIES	SEE SHT. A4.3 FOR CLG. OAK CHAIR-RAIL
04	CORRIDOR	CARPET #2	CB	VWC #1	SUSPD. ACT (ARISTER)	8'-1"	
05	STAIRS NO. 1 AND 2	SEALED CONC.	VB #2	P.CMU	P.CONC.	VARIES	SLIP RESISTANT FLOOR
06	REGISTRATION	CARPET #1	VB #1	VWC #1	P.GB. #2	VARIES	SEE SHT. A4.3 FOR CLG.
07	NIGHT REGISTRATION	CARPET #1	VB #1	VWC #1	P.GB. #2	8'-0"	
08	MANAGER	CARPET #1	VB #1	VWC #1	P.GB. #2	8'-0"	
09	LAUNDRY	SV #1	VB #2	P.GB. #1	P.GB. #1	9'-2"	SOUND INSUL. WALLS & CLG. DETAIL 8/A6.2
10	LINEN	SV #1	VB #2	P.GB. #1	P.GB. #1	9'-2"	
11	MECHANICAL (W.H)	SEALED CONC.	VB #2	P.CMU	P.CONC.	8'-0"	
12	ELECTRICAL	SEALED CONC.	VB #2	P.GB. #1	P.CONC.	9'-4"	
13	PREP ROOM	CT #1	VB #3	P.GB. #2	P.GB. #2	8'-0"	
14	BREAKFAST	CT #1	CT #1	VWC #1	P.GB. #2	8'-0"	OAK CHAIR-RAIL
15	MEN	CT #2	CT #2	VWC #1	P.GB. #1	8'-0"	
16	WOMEN	CT #2	CT #2	VWC #1	P.GB. #1	8'-0"	
17	VENDING	CT #1	CT #1	VWC #1	P.GB. #2	8'-0"	
18	STORAGE	SV #2	VB #3	P.GB. #2	P.GB. #2	8'-0"	
19	LOBBY STAIR	CARPET #1	OAK	VWC #1	P.GB. #2	VARIES	OAK RAIL SEE SHT. A8.2
20	ELEVATOR EQUIP.	SEALED CONC.	VB #2	P.GB. #1	P.GB. #1	9'-2"	SOUND INSUL. WALLS & CLG. DETAIL 8/A6.2
21	WORK AREA	CARPET #1	VB #1	VWC #1	P.GB. #1	8'-0"	
22	PUMP ROOM	SEALED CONC.	VB #2	P.GB. #1	P.GB. #1	9'-2"	SOUND INSUL. WALLS & CLG. DETAIL 8/A6.2
23	EMPL. BREAKROOM	SV #1	VB #2	P.GB. #1	P.GB. #1	8'-0"	
24	MAINTENANCE	SV #1	VB #2	P.GB. #1	P.GB. #1	9'-2"	SOUND INSUL. WALLS & CLG. DETAIL 8/A6.2
TYPICAL FLOOR							
25	LINEN	SV #2	VB #3	P.GB. #2	P.CONC.	8'-0"	SHELVES
26	NOT USED						
27	CORRIDOR	CARPET #2	CB	VWC #1	P.CONC.	8'-0"	SPRAY TEXTURED CLG. AT FLRS. 2-4
28	VENDING	CT #1	CT #1	VWC #1	P.GB. #2	1'-0"/8'-0"	1'-0" @ 3RD, 8'-0" @ 2ND & 4TH
29	STORAGE	SV #2	VB #3	P.GB. #2	P.CONC.	8'-0"	
30	EMPL. TOILET	CT #2	CT #2	P.GB. #2	P.GB. #1	7'-0"	
TYPICAL ROOMS							
31	GUEST ROOMS	CARPET #3	CB	VWC #2	P.GB. #2	8'-0" TYP.	SPRAY TEXTURED CLG. AT FLRS. 2-4
32	GUEST ROOMS BATH	CT #3 and CT #4	CT #2	VWC #2	P.GB. #1	7'-0" TYP.	8'-0" CLG. @ GND
							TILE PATTERN #3211 50%
							DK-317 50% DK-115
33	GUEST SUITES	CARPET #3	CB	VWC #2	P.GB. #2	8'-0" TYP.	SPRAY TEXTURED CLG. AT FLRS. 2-4

NOTE: PROVIDE FIRE / ACCOUSTIC CAULK AT ALL PENETRATIONS INTO THE RATED WALL ASSEMBLIES AND AT THE ENTIRE PERIMETER

MATERIAL SPECIFICATIONS

NOTE: SEE PROJECT MANUAL FOR MORE DETAILED SPECIFICATIOS

CB	CARPET BASE - MATCH FLOOR CARPET	OAK	RED OAK, LIGHT STAIN	P.GB. #1	WHITE EPOXY PAINT ON GYP. BD.
				P.GB. #2	WHITE LATEX PAINT ON GYP. BD
CT #1	DAL TILE - #5200 SIENNA - #5126 JASPER	VWC#1	KOROSEAL RI-4133		
CT #2	DAL TILE - #5666 GREY	VWC#2	KOROSEAL RI 600	SV #1	ARMSTRONG CROSSWALK #81107 GRAY
CT #3	DAL TILE - #DK-317 WHITE			SV #2	ARMSTRONG SEAGATE #86523
CT #4	DAL TILE - #DK-115 PARCHMENT				
CPT #1	MILLIKEN - SEE SPECS. MANUF. DWGS.	VB #1	ARMSTRONG #120 HAZLENUT 4" TOELESS #4120		
CPT #2	MILLIKEN - SEE SPECS. MANUF. DWGS.	VB #2	ARMSTRONG #18 GRAY 4" THIN TOE	S.A.T.	U.S. GYPSUM IMPERIAL QT
CPT #3	LOTUS CARPETS - # TPR-1880-C	VB #3	ARMSTRONG #120 HAZELNUT 4" THIN TOE		
				E.F.I.S.	EXTERIOR INSULATED FINISH SYSTEM

WALL TYPES

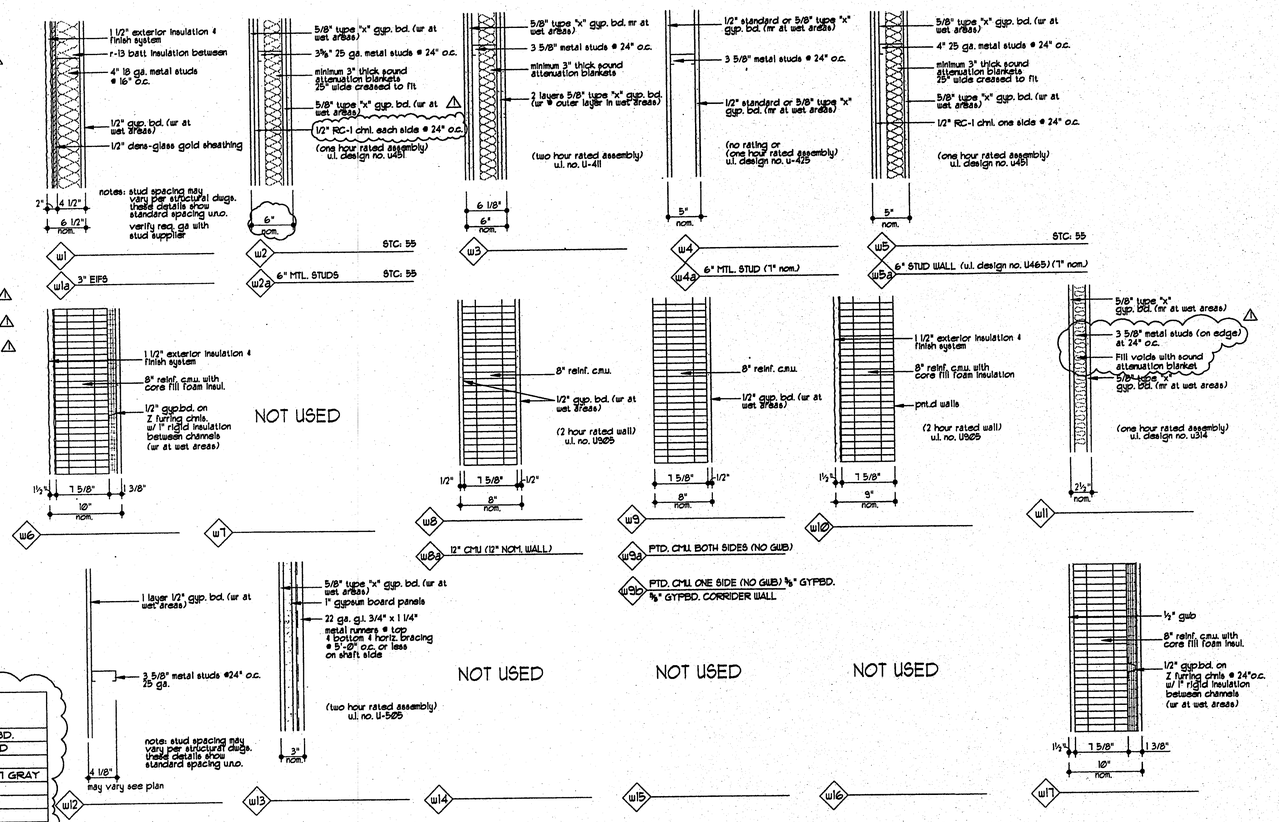

WALL SCHEDULE NOTES

1. FIRE-SHIELD GYPSUM BOARD SHALL BEAR THE CLASSIFICATION MARKING OF UNDERWITERS LABORATORIES.
2. USE WATER RESISTENT GYPSUM BOARD AT WET AREAS
3. EXTEND WALL UP TO UNDERSIDE OF CONCRETE OR METAL DECK. PERIMETER SEALING AND BEDDING OF ELECTRICAL BOXES AND OUTLETS IS REQUIRED. STAGGER JOINTS IN GYPSUM BOARD.
4. ALL GYPSUM BOARD TO RECEIVE VINYL FABRIC SHALL BE SIZED.
5. ALL GYPSUM SHEATHING TO BE APPLIED VERTICALLY.
6. TWO HOUR FIRE RATED CONC. BLOCK TO BE USED AT ALL STAIRWAYS AND ELEV. SHAFTS. UL DES. U905
7. ALL BATT INSULATION INSIDE INTERIOR WALLS SHALL HAVE A FLAME SPREAD RATING NOT GREATER THAN 75. INTERIOR FINISHES IN EXITWAYS AND CORRIDORS SHALL HAVE A FLAME SPREAD RATING NOT GREATER THAN 25. CARPET IN THESE AREAS SHALL HAVE A FLAME SPREAD RATING NOT GREATER THAN 75. SMOKE DEVELOPMENT FOR INSULATION, CARPET, AND FINISHES IN THESE AREAS SHALL NOT EXCEED 450.
8. MIN. INTERIOR FINISH CLASSIFICATIONS ARE AS FOLLOWS: CLASS 'C' FOR EXITS, EXIT ACCESS AND OTHER SPACES.

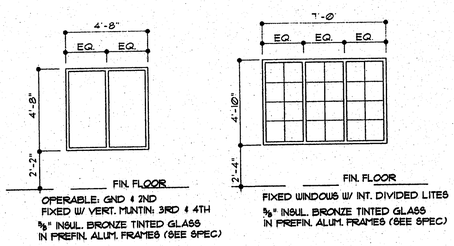

TYPICAL GUEST ROOM

A

MANAGER'S OFFICE
WORK AREA

B

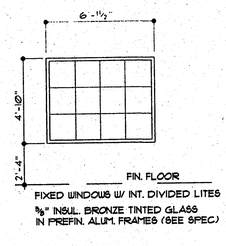

LOBBY SITTING
BREAKFAST AREA

C

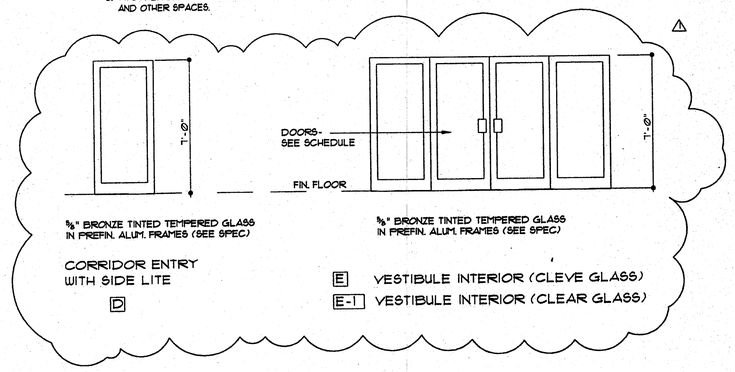

CORRIDOR ENTRY
WITH SIDE LITE

D

E VESTIBULE INTERIOR (CLEVE GLASS)

E-1 VESTIBULE INTERIOR (CLEAR GLASS)

WINDOW SCHEDULE

LLW, Inc.
803 SOUTH MT. MORIAH, STE. 100B
MEMPHIS, TENNESSEE 38117-5343
901-683-7175/FAX 901-683-2385
LEONARD MESSINA, ARCHITECT

revisions:
REVISION 10-14-97

seal:

Sleep Inn
Jackson, Mississippi

title:
FINISH & WINDOW SCHEDULES & WALL TYPES

date: 10-14-97
job: 1697
file: 1697-A93
scale: AS NOTED

sheet
A9.3
of 34