ALLIANCE LASER
60207 CAMP VILLERE RD
SLIDELL, LA 70460

LIFE-SAFETY INFORMATION

APPLICABLE CODES FOR AREAS OF IMPROVEMENT			
NFPA 101 LIFE-SAFETY CODE 2012			
OCCUPANCY INDUSTRIAL AND BUSINESS, SEPARATED USE; CONSTRUCTION TYPE II B			
INDUSTRIAL (CHAPTER 40)	BUSINESS (CHAPTER 39)		
		(REFERENCE CHAPTER 6)	
OCCUPANT LOAD FACTOR		(REFERENCE TABLE 7.3.1.2)	
INDUSTRIAL	23,351 S.F./	100 SF PER OCCUPANT =	233 OCCUPANTS
BUSINESS	2,731 S.F./	100 SF PER OCCUPANT =	27 OCCUPANTS
CONSTRUCTION TYPE(S)	(REFERENCE: CHAPTER8, TABLE A.8.2.1.2 AND COMMENTARY TABLE 8.1 IN HANDBOOK)		
V(000)			
MINIMUM EXIT SEPARATION DISTANCE FOR REMOTELY LOCATED EXITS			
(REFERENCE: SECTION 7.5; SPECIFY 1/2 OR 1/3 DIAGONAL DISTANCE OF AREA SERVED)			
INDUSTRIAL - 1/2 DIAGONAL = 134.4 FT.		BUSINESS - SINGLE EXIT REQUIRED	
MAXIMUM DEAD-END CORRIDORS		B = 50FT; INDUSTRIAL = 50 FT	(REFERENCE: OCCUPANCY CHAPTER AND TABLE A.7.6)
MAXIMUM COMMON PATH OF TRAVEL DISTANCE		B = 75 FT; INDUSTRIAL = 50 FT	(REFERENCE: OCCUPANCY CHAPTER AND TABLE A.7.6)
MAXIMUM TRAVEL DISTANCE TO EXITS		B=100 FT; INDUSTRIAL=200 FT	(REFERENCE: OCCUPANCY CHAPTER AND TABLE A.7.6)
EXTINGUISHMENT REQUIREMENTS		SPRINKLER (NOT REQUIRED)	
DETECTION, ALARM, AND COMMUNICATION SYSTEMS		NO	
ALLOWABLE HEIGHT AND BUILDING AREA		PER IBC EQUIVALENT CONSTRUCTION TYPE	

BUILDING CODE INFORMATION

APPLICABLE CODES: IEBC FOR EXISTING CONSTRUCTION AND IBC 2012 FOR NEW AREAS			
LOW-HAZARD FACTORY F-2 & BUSINESS GROUP B		CHAPTER 3	
		(TABLE 1004.1.2)	
LOW-HAZARD FACTORY F-2 = 23,351 SQ. FT.		100 SF PER OCCUPANT (GROSS)	233 OCCUPANTS
BUSINESS AREAS = 2,731 SQ. F.T		100 SF PER OCCUPANT (GROSS)	27 OCCUPANTS
CONSTRUCTION TYPE(S): II B (SECTION 503)		(TABLE 503)	
ALOWABLE HEIGHT AND BUILDING AREA LIMITED BY TYPE OF CONSTRUCTION			
MAXIMUM HEIGHT IN STORIES (SECTION 503 & 504, TABLE 503)		B & F2 : 3 STORIES FOR TYPE IIB CONSTRUCTION	
MAXIMUM AREA IN SQUARE FEET (SECTION 503, 506 & 507, TABLE 503)		B & F-2 : 23,000 S.F. FOR TYPE IIB CONSTRUCTION	
SEPARATION OF OCCUPANCIES, TBL 508.4		BUSINESS TO LOW-HAZARD FACTORY = 2HR	
EXISTING BUILDING SIZE = 26,084 S.F.			ADJUSTED ALLOWABLE MAXIMUM AREA = 38,640 S.F.
SPRINKLER : NOT REQUIRED	EXIT ACCESS TRAVEL DISTANCE FOR F-2 = 300 FT & B = 200FT		

ALLOWABLE BLDG AREA INCREASE

IBC SEC 506

At = 23,000 s.f.

If = (F/P - 0.25) X W/30

F=829.5ft; P=829.5ft; W=27ft

If = ((829.5/829.5) - 0.25) X (27/30)

If = 0.68

Aa = [At + (At X If) + (At X Is)]

Aa = [23,000 + (23,000 X 0.68)]

Aa = 38,640 s.f.

WIND SPEED DESIGN REQUIREMENTS

THIS BUILDING SHALL BE DESIGNED WITH IBC SEC 1609 AS A FULLY ENCLOSED BLDG USING THE FOLLOWING INFORMATION:			
WIND DESIGN DATA:			
DETERMINATION OF WIND LOADS SHALL BE IN ACCORDANCE WITH IBC SEC 1609.3 (A), (B), OR (C) DEPENDING ON THE RISK CATEGORY			
V ULTIMATE WIND SPEED (3 SECOND GUST) =		140 MPH	
V NOMINAL WIND SPEED (1609.3.1)		108 MPH	
RISK FACTOR:	CATEGORY II BLDG	SURFACE ROUGHNESS =	B
TOPOGRAPHIC FACTOR =	1	EXPOSURE =	B
DESIGN WIND PRESSURE (ASCE 7-10 TABLE 28.6-1):		34.7 PSF	
INTERNAL PRESSURE COEFFICIENT (ASCE 7-10 TABLE 26.11-1):		± 0.18	
LIVE LOADS (IBC SEC 1607)			
STORAGE, LIGHT (IBC TABLE 1607.1):		125 PSF	
ROOF LIVE LOADS (IBC TABLE 1607.1):		20 PSF UNIFORM, 300 LB CONCENTRATED	
SNOW LOADS (IBC SEC 1608 & ASCE SEC 7):			
GROUND SNOW LOAD (IBC FIG 1608.2) & RAIN-ON-SNOW SURCHARGE (ASCE 7 SEC 7.10):			5 PSF

FLOOD ZONE INFORMATION

BASED ON THE SURVEY OF THIS PROPERTY ?? THIS PROPERTY ?? SPECIAL FLOOD HAZARD AREA. F.I.R.M. COMMUNITY MAP NO 225205 0415 C; REVISED 4/02/91			
FLOOD ZONE:	C	BASE FLOOD ELEVATION	N/A NGVD
ELEVATIONS REFER TO NGVD 1929 DATUM			

VICINITY MAP

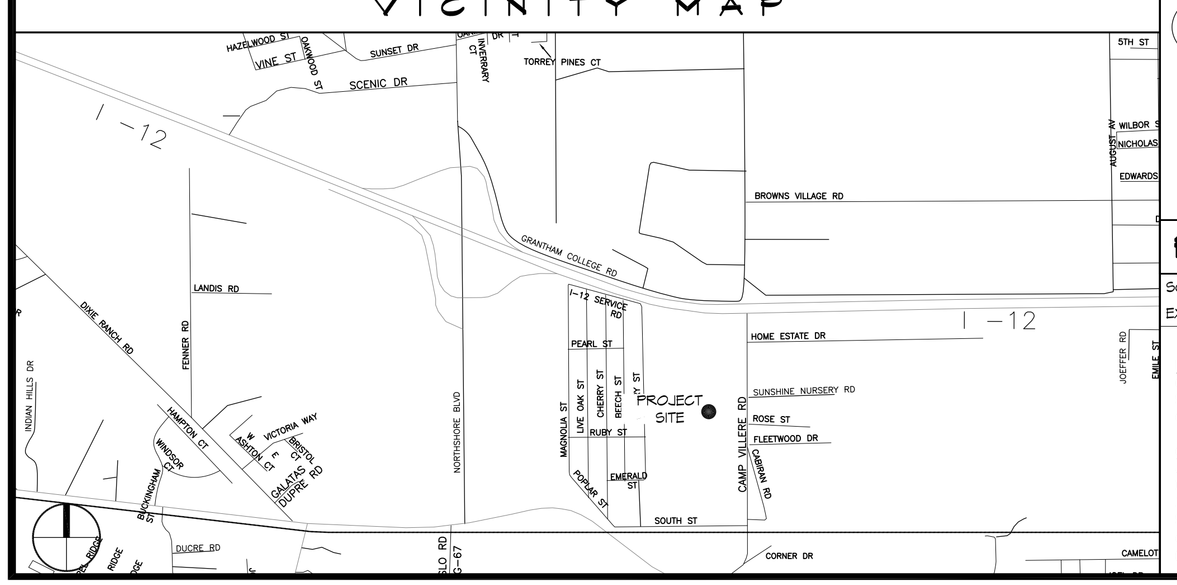

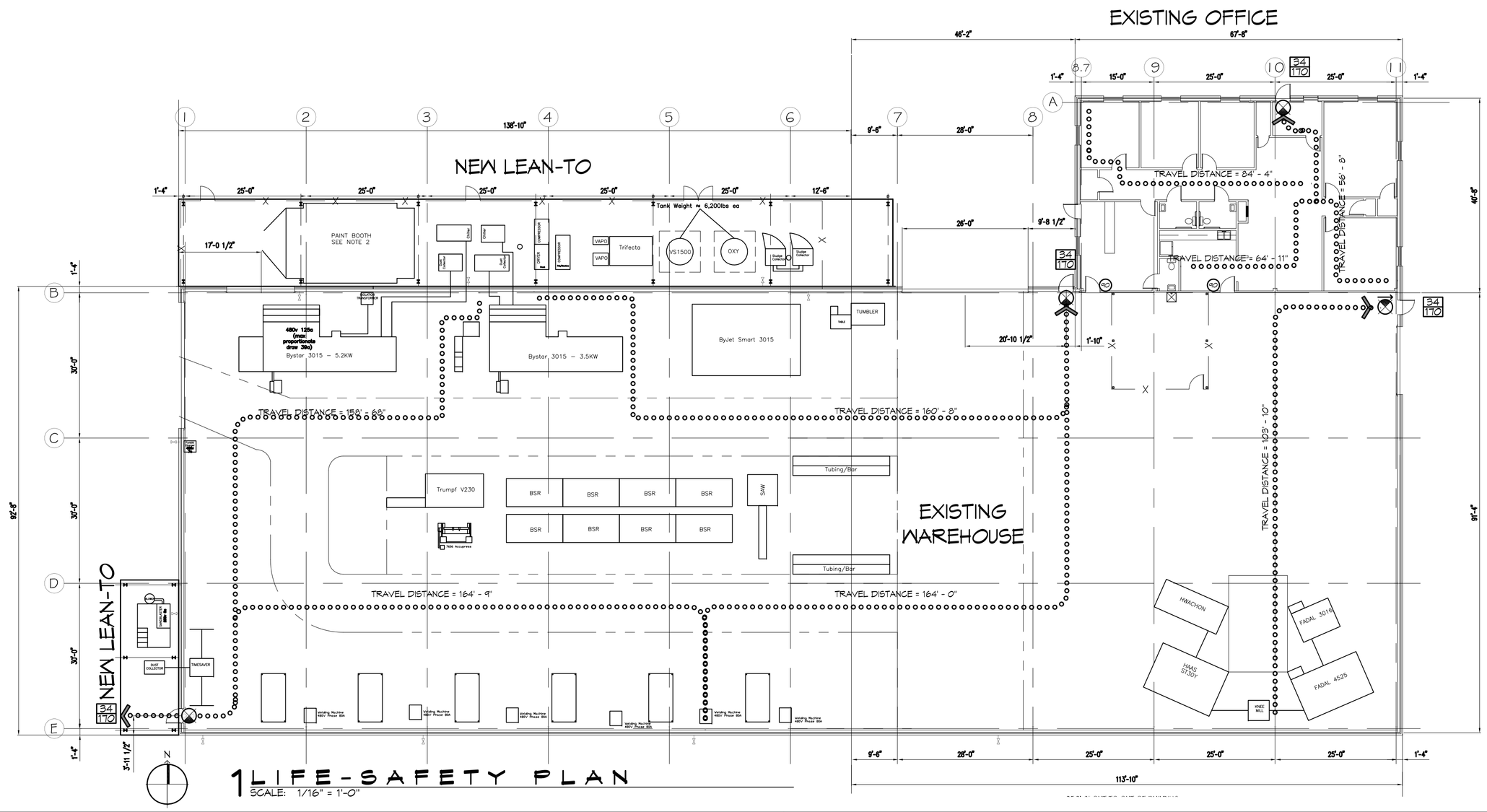

1 LIFE-SAFETY PLAN
SCALE: 1/16" = 1'-0"

GRAPHIC SYMBOLS

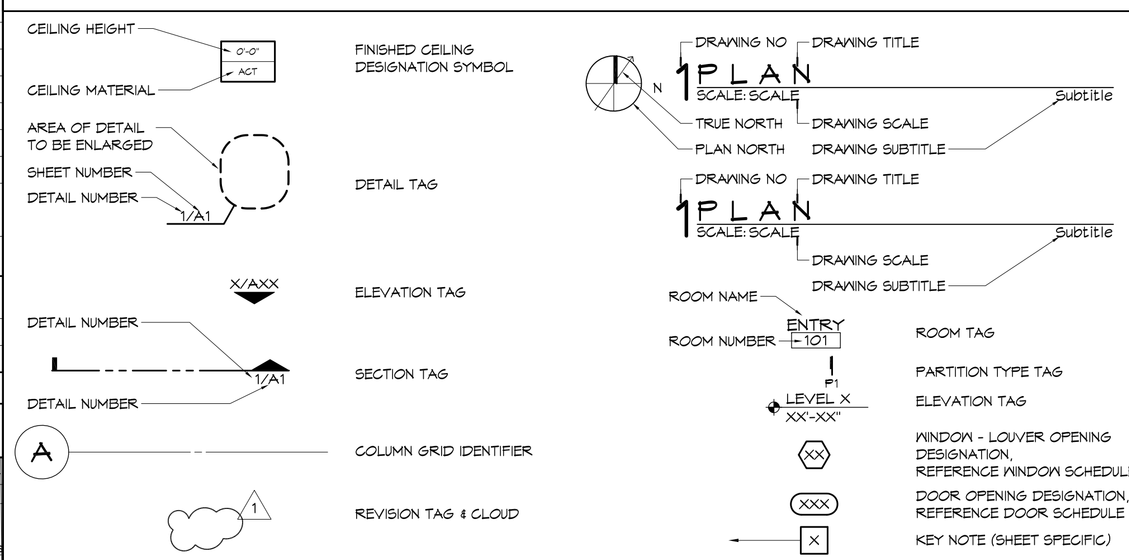

LIFE-SAFETY LEGEND

SYMBOL	DESCRIPTION
	EXITS
45	DOOR FIRE RATING (MINUTES)
36 / 1:20	DOOR WIDTH/EGRESS CAPACITY
	EXIT LIGHT
FE	FIRE EXTINGUISHER W/ WALL MTD BRACKET
	COMMON PATH OF TRAVEL
	TRAVEL DISTANCE
	DECISION POINT

DETAILED BUILDING REQUIREMENTS

1. THE DESIGN, FABRICATION AND ERECTION OF MWFRS STRUCTURAL STEEL FOR BUILDINGS AND STRUCTURES SHALL BE IN ACCORDANCE WITH EITHER THE AISC LOAD AND RESISTANCE FACTOR DESIGN SPECIFICATION FOR STRUCTURAL STEEL BUILDINGS (LRFD) OR AISC SPECIFICATION FOR STRUCTURAL STEEL BUILDINGS-ALLOWABLE STRESS DESIGN (ASD).
2. THE DESIGN OF THE BUILDING ENVELOPE FOR THIS PROJECT SHALL BE DESIGNED AS OPEN BUILDING. THIS STRUCTURE SHALL MEET THE REQUIREMENTS FOR WIND LOADS SHOWN ON THIS SHEET UNDER WIND SPEED DESIGN REQUIREMENTS.
3. ROOF COVERING SHALL BE DESIGNED TO WITHSTAND THE PRESSURES DETERMINED IN ACCORDANCE WITH 2010 ASCE 7.
4. COMPONENTS AND CLADDING SHALL BE DESIGNED TO WITHSTAND THE PRESSURES DETERMINED IN ACCORDANCE WITH 2010 ASCE 7.
6. EACH CONTRACTOR RESPONSIBLE FOR THE CONSTRUCTION OF A MAIN WIND-FORCE-RESISTING COMPONENT OF THIS BUILDING SHALL SUBMIT A WRITTEN CONTRACTOR'S STATEMENT OF RESPONSIBILITY TO THE BUILDING OFFICIAL AND OWNER PRIOR TO COMMENCEMENT OF THE WORK ON THAT COMPONENT. (IBC 1704.4)

GENERAL NOTES

1. ALL MATERIALS AND WORK, INCIDENTAL TO THE CONSTRUCTION OF THIS PROJECT, SHALL CONFORM TO ALL GOVERNING CODES, AND REGULATIONS OF AGENCIES IN AUTHORITY.
2. CONTRACTOR SHALL PROVIDE ALL PUBLIC PROTECTIONS NECESSARY AS REQUIRED BY LAW.
3. THE DRAWINGS, SPECIFICATIONS AND ANY SUBSEQUENTLY ISSUED ADDENDA, AMENDMENTS OR SUCH CHANGE ORDERS APPROVED BY THE OWNER AND THE CONTRACTOR ARE PART OF THESE CONTRACT DOCUMENTS.
4. DO NOT SCALE DRAWINGS. CONSULT WITH THE ARCHITECT REGARDING ANY ITEMS IN THE CONTRACT DOCUMENTS THAT REQUIRE CLARIFICATION.
6. TRASH SHALL BE REMOVED FROM THE SITE NOT LESS THAN TWICE MONTHLY.
7. THE GENERAL CONTRACTOR SHALL VERIFY EXISTING CONDITIONS PRIOR TO COMMENCING WORK AND REPORT ANY AND ALL DISCREPANCIES TO THE ARCHITECT.
8. CONTRACTOR VEHICLES AND EQUIPMENT NECESSARY FOR CONSTRUCTION MAY BE PARKED ON THE SITE. OTHER VEHICLES PARKED ON THE SITE REQUIRE THE OWNER'S PERMISSION.
9. ALL MATERIALS/EQUIPMENT SHALL BE INSTALLED PER MANUFACTURER'S RECOMMENDATIONS. WORK NOT CONSISTENT WITH MANUFACTURER'S RECOMMENDATIONS WILL BE REJECTED BY OWNER/ARCHITECT.

PROJECT STATISTICS

SQUARE FOOTAGE	
EXISTING BUILDING	26,084 S.F.
TOTAL ENCLOSED SPACE	26,084 S.F.

PROJECT INFORMATION:
60207 CAMP VILLERE ROAD
SLIDELL, LA 70460
ORIGINAL CONSTRUCTION 2005

OWNER:
ALLIANCE LASER
DUANE STIMENS
220 STRAWBERRY ST.
SLIDELL, LA 70460
duane@alliancelaser.net
(985) 694-0005

SHEET INDEX

SHEET #	SHEET TITLE
G101	GENERAL INFORMATION SHEET
G102	ACCESSIBILITY INFORMATION
C101	SITE PLAN
C102	DEMO & DRAINAGE PLAN
A101	FLOOR PLAN
A103	ELEVATIONS AND SECTION
M101	MECHANICAL PLAN
E101	ELECTRICAL POWER PLAN
E102	ELECTRICAL LIGHTING PLAN
E103	ELECTRICAL CIRCUIT PANELS & ONE LINE DIAGRAM

DAMMON ENGINEERING, INC.
LOUISIANA & MISSISSIPPI
www.dammonengineering.com
info@dammonengineering.com
PH: 985.649.5822

Chief Engineer: Brian Mistich, PE
554 Old Spanish Trail
Slidell, LA 70458

REVISIONS

#	DESCRIPTION	DATE

SEAL:

RENOVATIONS AND ADDITIONS FOR
ALLIANCE LASER
60207 CAMP VILLERE ROAD
SLIDELL, LA 70460

THE JOB SITE SAFETY, MEANS AND METHODS, PROGRAMS, PROCEDURES, EQUIPMENT AND PERSONNEL ARE THE SOLE RESPONSIBILITY OF THE CONTRACTOR. THE ARCHITECT AND ENGINEER DO NOT PERFORM ANY OF THE FOREGOING ON THE PROJECT. THE ARCHITECT AND ENGINEER DO NOT GUARANTEE THE PERFORMANCE OF THE CONTRACTORS OR ANY OTHER PERSONS OR ENTITIES ON THE PROJECT, NOR DO THEY HAVE THE RIGHT OR AUTHORITY TO STOP OR DIRECT THE WORK OF THE CONTRACTORS OR ANY OTHER PERSONS OR ENTITIES ON THE PROJECT.

JOB No:	2298	DATE:	01-17-17
DRAWN BY:	GCD/JTL	CHECKED BY:	JMS

SHEET TITLE:
GENERAL INFORMATION SHEET

DRAWING NUMBER:
G101

SHEET No: 1 of 10