

T.O.S. EL. 122'-0"

W8x24

T.O.S. EL. 122'-7"

T.O.S. EL. 119'-6"

W8x24

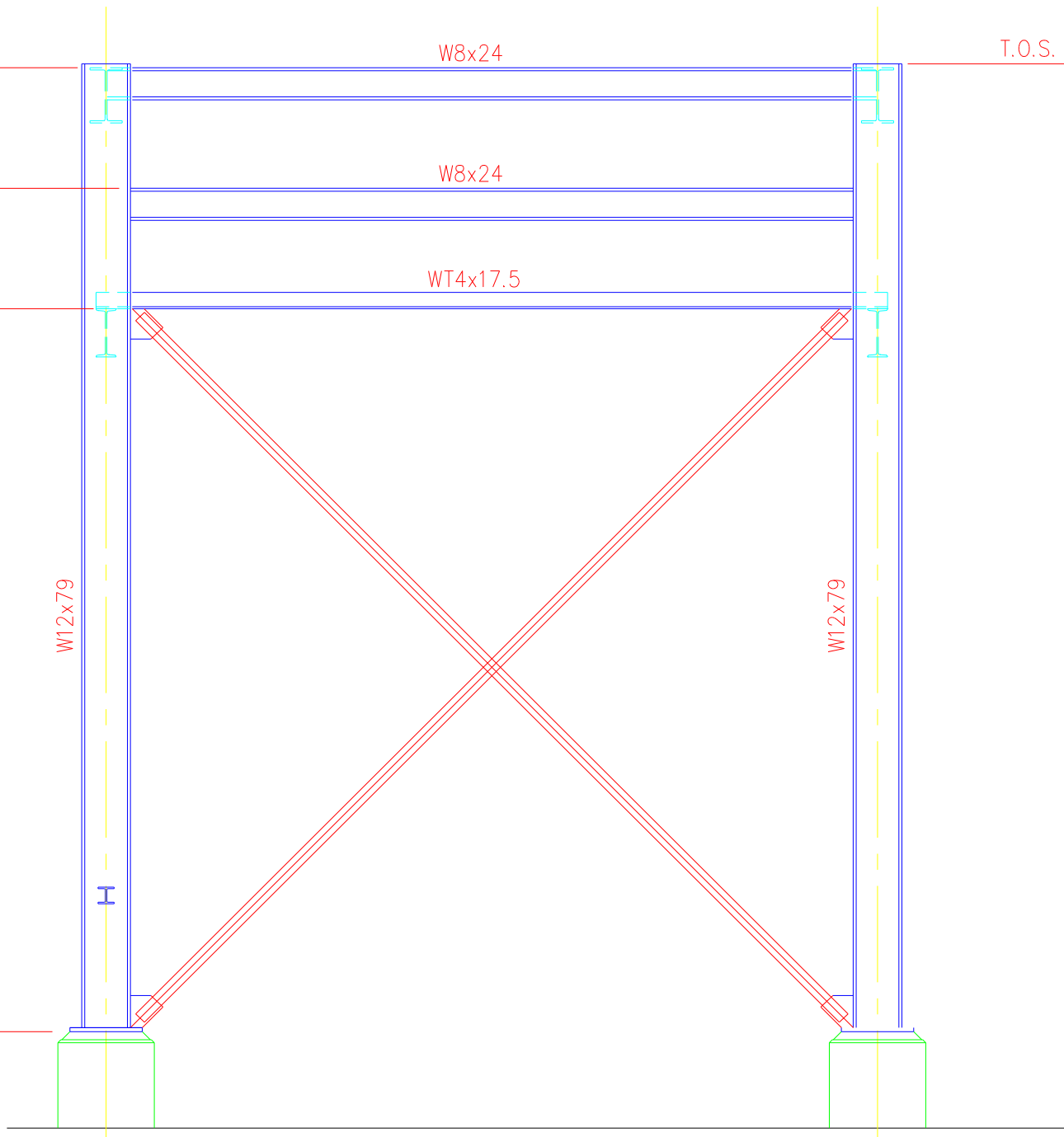
T.O.S. EL. 117'-0"


WT4x17.5

W12x79

W12x79

B.O.P EL. 102'-0"

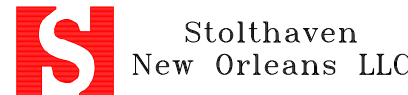




REFERENCE DRAWINGS	
DRAWING NUMBER	DRAWING TITLE

GENERAL NOTES	

REVISIONS			
NO.	DATE	BY	DESCRIPTION



THIS DRAWING IS THE PROPERTY OF STOLTHAVEN TERMINALS A DIVISION OF STOLT-NIELSEN TRANSPORTATION GROUP INC. AND IS CONFIDENTIAL AND MUST NOT BE MADE PUBLIC OR COPIED WITHOUT PRIOR WRITTEN PERMISSION AND IS SUBJECT TO RETURN ON DEMAND. ALL RIGHTS OF INVENTION OR DESIGN ARE RESERVED.

"C" TANK BATTERY			
STRUCTURAL FRAMING ELEVATIONS			
DRAWN BY	K.J.L.	SCALE	3/4"=1'-0"
CHECKED	KUD	DATE COMPLETED	
LAST UPDATE	03/03/01 K.J.L. 6:00AM	APP'D	
CAD NO.	DE03S103	DRAWING NO.	D-203-S-103
REV.			A