HOTARD BUS GROUP
BUILDING ADDITION

56396 FRANK PICHON RD. SLIDELL, LA 70458

LIFE-SAFETY INFORMATION

APPLICABLE CODES
NFPA 101 LIFE-SAFETY CODE 2012
OCCUPANCY B, NON-SEPARATED USE; CONSTRUCTION TYPE II B
BUSINESS (CHAPTER 38)
MIXED OCCUPANCY *(REFERENCE CHAPTER 6)*
OCCUPANT LOAD FACTOR *(REFERENCE TABLE 7.3.1.2)*
1715 SF / 100 SF PER OCCUPANT = 17 OCCUPANTS
CLASSIFICATION OF HAZARD OF CONTENTS
(REFERENCE: OCCUPANCY CHAPTER AND 6.2.2; SPECIFY LOW, ORDINARY, OR HIGH)
CONSTRUCTION TYPE(S) *(REFERENCE: CHAPTER 8, TABLE A.8.2.1.2 AND COMMENTARY TABLE 8.1 IN HANDBOOK)*
V(000)
MINIMUM EXIT SEPARATION DISTANCE FOR REMOTELY LOCATED EXITS
(REFERENCE: SECTION 7.5; SPECIFY 1/2 OR 1/3 DIAGONAL DISTANCE OF AREA SERVED)
1/2 DIAGONAL = N/A
MAXIMUM DEAD-END CORRIDORS *(REFERENCE: OCCUPANCY CHAPTER AND TABLE A.7.6)*
MAXIMUM COMMON PATH OF TRAVEL DISTANCE *(REFERENCE: OCCUPANCY CHAPTER AND TABLE A.7.6)*
MAXIMUM TRAVEL DISTANCE TO EXITS *(REFERENCE: OCCUPANCY CHAPTER AND TABLE A.7.6)*
*MAIN ENTRANCE MUST BE SIGNED TO ACCOMODATE 1/2 OCCUPANT LOAD OF BUILDING
[redacted] **SPRINKLER (NOT REQUIRED)**
DETECTION, ALARM, AND COMMUNICATION SYSTEMS NO
ALLOWABLE HEIGHT AND BUILDING AREA PER IBC EQUIVALENT CONSTRUCTION TYPE

BUILDING CODE INFORMATION

APPLICABLE CODES
IBC 2012
BUSINESS GROUP B *(IBC 2012 CHAPTER 13)*
LOW-HAZARD STORAGE S-2
OCCUPANT LOAD CALCULATIONS (TABLE 1004.1.2)
ACCESSORY STORAGE AREA = 1715 sq. ft. 100 SF PER OCCUPANT (GROSS) 17 OCCUPANTS
CONSTRUCTION TYPE(S) *(TABLE 503)*
II B *(SECTION 503)*
ALLOWABLE HEIGHT AND BUILDING AREA LIMITED BY TYPE OF CONSTRUCTION
MAXIMUM HEIGHT IN STORIES *(SECTION 503 & 504, TABLE 503)* 2
MAXIMUM AREA IN SQUARE FEET *(SECTION 503, 506 & 507, TABLE 503)* 10,675 (EXISTING & NEW)

WIND SPEED DESIGN REQUIREMENTS

THIS BUILDING SHALL BE DESIGNED WITH IBC SEC 1609 AS A FULLY ENCLOSED BLDG USING THE FOLLOWING INFORMATION:
WIND DESIGN DATA:
DETERMINATION OF WIND LOADS SHALL BE IN ACCORDANCE WITH IBC SEC 1609.3 (A), (B), OR (C) DEPENDING ON THE RISK CATEGORY

BASIC WIND SPEED (3 SECOND GUST) =		132 MPH (IBC FIG 1609C)	
RISK FACTOR:	CATEGORY I BLDG	SURFACE ROUGHNESS =	C
TOPOGRAPHIC FACTOR =	1	EXPOSURE =	C
DESIGN WIND PRESSURE (ASCE 7-10 TABLE 28.6-1):		34.7 PSF	
INTERNAL PRESSURE COEFFICIENT (ASCE 7-10 TABLE 28.11-1):		± 0.18	
LIVE LOADS (IBC SEC 1607)			
STORAGE, LIGHT (IBC TABLE 1607.1):		125 PSF	
ROOF LIVE LOADS (IBC TABLE 1607.1):		20 PSF UNIFORM, 300 LB CONCENTRATED	
SNOW LOADS (IBC TABLE 1608):			
GROUND SNOW LOAD (IBC FIG 1608.2):		5 PSF	

FLOOD ZONE INFORMATION

BASED ON THE SURVEY OF THIS PROPERTY BY J.V. BURKES AND ASSOCIATES, INC. THIS PROPERTY IS IN A SPECIAL FLOOD HAZARD AREA. F.I.R.M. COMMUNITY MAP NO 225205 0535 D; REVISED 4/02/91

FLOOD ZONE: A5 BASE FLOOD ELEVATION 9.0 NGVD
ELEVATIONS REFER TO NGVD 1929 DATUM

LIFE-SAFETY LEGEND

SYMBOL	DESCRIPTION
	EXITS
45	DOOR FIRE RATING (MINUTES)
36 / 110	DOOR WIDTH/EGRESS CAPACITY
	EXIT LIGHT
FE	FIRE EXTINGUISHER W/ WALL MTD BRACKET
	COMMON PATH OF TRAVEL
	TRAVEL DISTANCE
	DECISION POINT

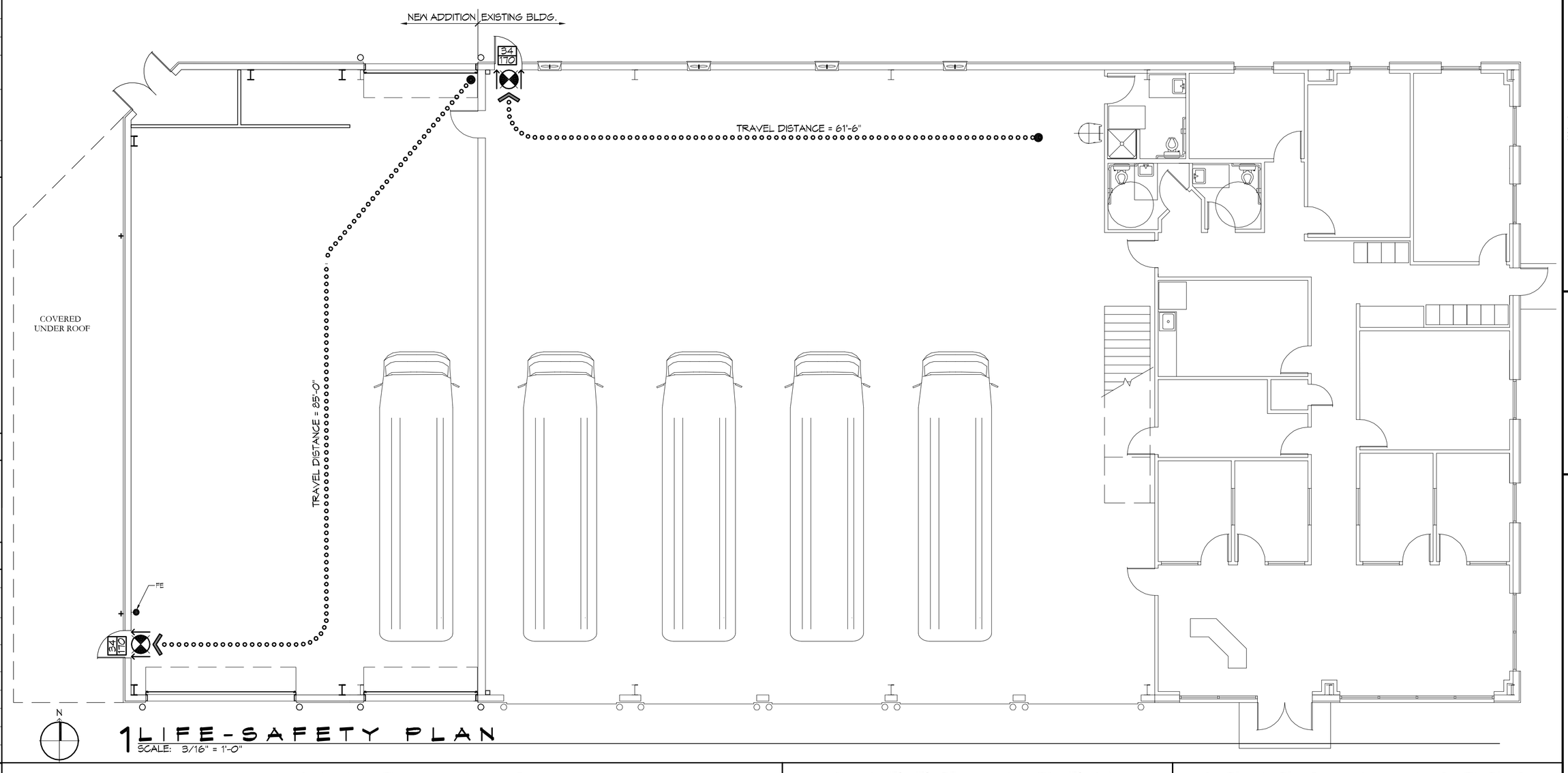

1 LIFE-SAFETY PLAN
SCALE: 3/16" = 1'-0"

GRAPHIC SYMBOLS

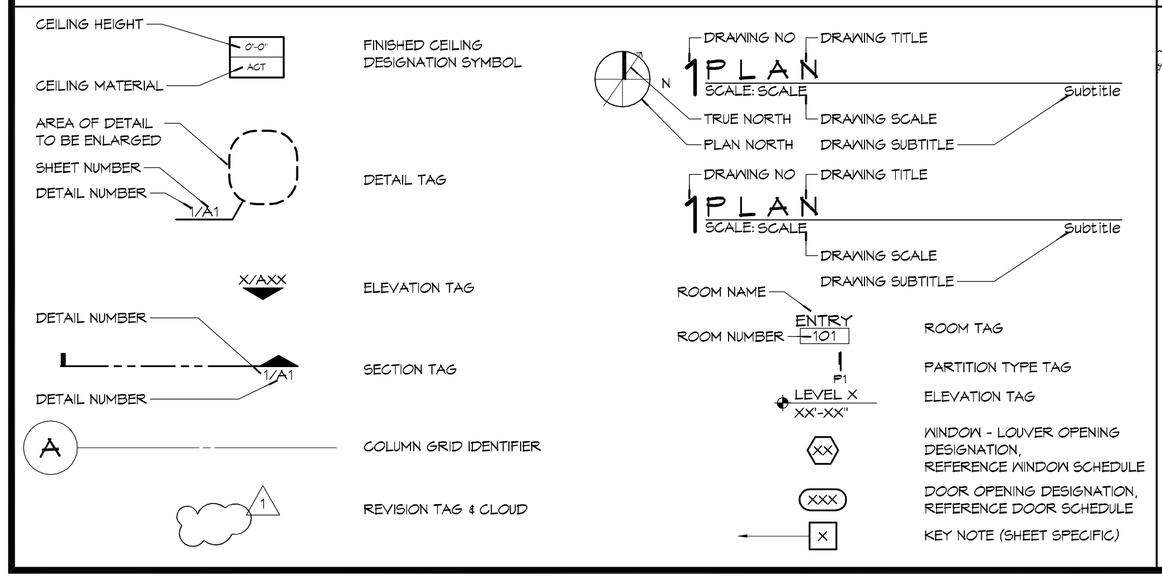

VICINITY MAP

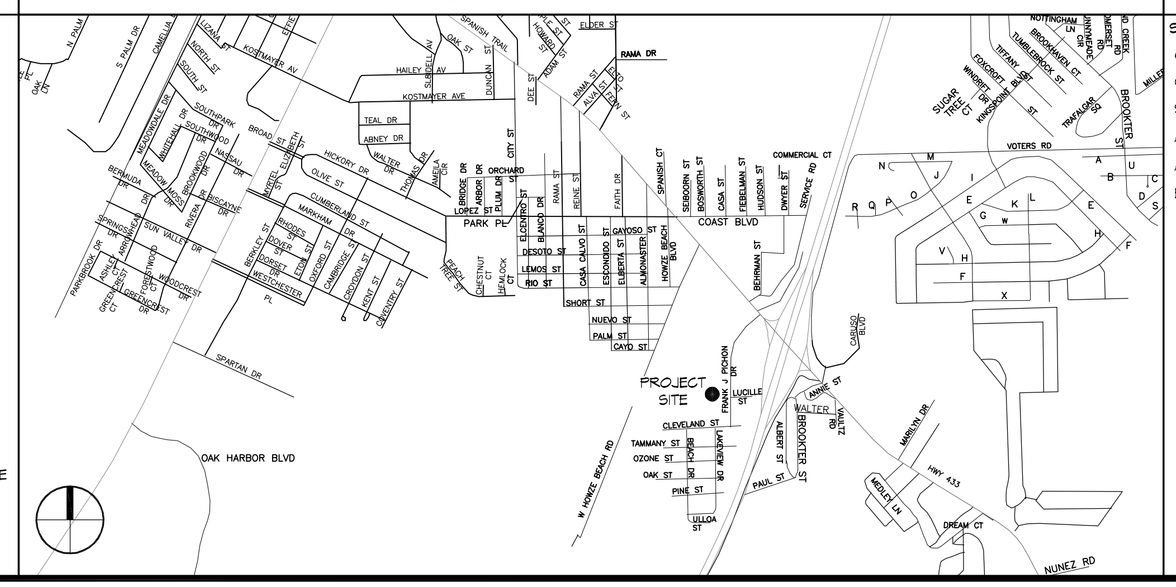

SHEET INDEX

SHEET #	SHEET TITLE
G101	COVER SHEET
G101	SITE PLAN
S101	FOUNDATION PLAN
A101	ARCHITECTURAL FLOOR PLAN
A102	ARCHITECTURAL EXTERIOR ELEVATIONS
E101	ELECTRICAL PLANS

GENERAL NOTES

1. ALL MATERIALS AND WORK, INCIDENTAL TO THE CONSTRUCTION OF THIS PROJECT, SHALL CONFORM TO ALL GOVERNING CODES, AND REGULATIONS OF AGENCIES IN AUTHORITY.
2. CONTRACTOR SHALL PROVIDE ALL PUBLIC PROTECTIONS NECESSARY AS REQUIRED BY LAW.
3. THE DRAWINGS, SPECIFICATIONS AND ANY SUBSEQUENTLY ISSUED ADDENDA, AMENDMENTS OR SUCH CHANGE ORDERS APPROVED BY THE OWNER AND THE CONTRACTOR ARE PART OF THESE CONTRACT DOCUMENTS.
4. DO NOT SCALE DRAWINGS. CONSULT WITH THE ARCHITECT REGARDING ANY ITEMS IN THE CONTRACT DOCUMENTS THAT REQUIRE CLARIFICATION.
6. TRASH SHALL BE REMOVED FROM THE SITE NOT LESS THAN TWICE MONTHLY.
7. THE GENERAL CONTRACTOR SHALL VERIFY EXISTING CONDITIONS PRIOR TO COMMENCING WORK AND REPORT ANY AND ALL DISCREPANCIES TO THE ARCHITECT.
8. CONTRACTOR VEHICLES AND EQUIPMENT NECESSARY FOR CONSTRUCTION MAY BE PARKED ON THE SITE. OTHER VEHICLES PARKED ON THE SITE REQUIRE THE OWNER'S PERMISSION.
10 NAMING A CERTAIN BRAND, MAKE OR MANUFACTURER IS TO DESIGNATE THE GENERAL STYLE, TYPE, CHARACTER AND QUALITY STANDARD OF THE PRODUCT DESIRED. SUBSTITUTION REQUESTS MUST BE SUBMITTED PRIOR TO BIDDING.
11. ALL MATERIALS/EQUIPMENT SHALL BE INSTALLED PER MANUFACTURER'S RECOMMENDATIONS. WORK NOT CONSISTENT WITH MANUFACTURER'S RECOMMENDATIONS WILL BE REJECTED BY OWNER/ARCHITECT.

DAMMON ENGINEERING, INC.
LOUISIANA & MISSISSIPPI
www.dammonengineering.com
info@dammonengineering.com
PH: 985.649.3832 F: 985.641.5950
Chief Engineer: Brian Mistich, PE
554 Old Spanish Trail
Slidell, LA 70458

REVISIONS

#	DESCRIPTION	DATE

SEAL:

BUILDING ADDITION FOR HOTARD BUS GROUP
56396 FRANK PICHON RD.
SLIDELL, LA 70458

JOB No:	2271	DATE:	04/21/2016
DRAWN BY:	JTL	CHECKED BY:	JMS

THIS DOCUMENT IS THE PROPERTY OF DAMMON ENGINEERING, INC. ALL RIGHTS ARE RESERVED. REPRODUCTION OR REUSE OF THIS DOCUMENT IN WHOLE OR IN PART WITHOUT WRITTEN PERMISSION OF DAMMON ENGINEERING, INC. IS PROHIBITED. DISCLOSURE TO OTHERS, AT SUCH TIME AS POSSESSION FOR ANY PURPOSE, OTHER THAN THE USE FOR WHICH THIS DOCUMENT WAS PREPARED, IS PROHIBITED WITHOUT WRITTEN PERMISSION OF DAMMON ENGINEERING, INC.

SHEET TITLE:
GENERAL INFORMATION SHEET

DRAWING NUMBER:
G101

SHEET No: 1 of 6