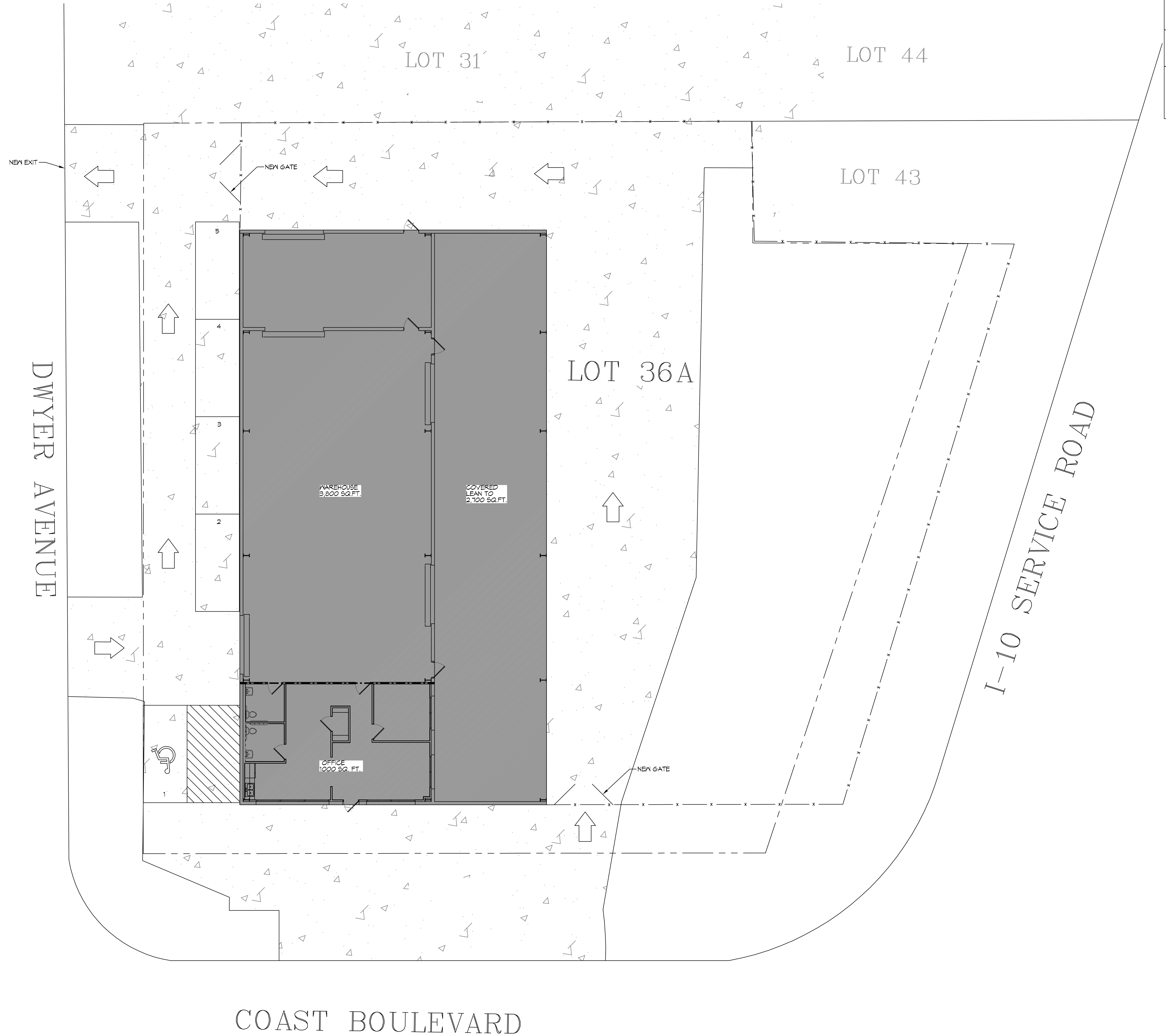

1 SITE PLAN
SCALE: 1" = 10'-0"

PLANNING

LOT 36A
ZONED C-4
HIGHWAY COMMERCIAL

PARKING

1 SPACE PER 300 SQ. FT. OF SHOWROOM
AREA: 1000 / 300 = 3 REQUIRED
1 SPACE PER 1000 SQ. FT. OF WAREHOUSE
AREA: 3800 / 1000 = 4 REQUIRED
TOTAL OF 5 PARKING SPACES PROVIDED

DAMMON
ENGINEERING, INC.
LOUISIANA & MISSISSIPPI

Chief Engineer: Brian Mistich, PE
554 Old Spanish Trail
Slidell, LA 70458
www.dammonengineering.com
info@dammonengineering.com
PH: 985.649.5832

#	DESCRIPTION	REVISIONS	DATE

SEAL:

OFFICE WAREHOUSE BUILDOUT
SURGI
INVESTMENTS
38255
COAST BLVD.
SLIDELL, LA

JOB No:	????	DATE:	07-17-2019
DRAWN BY:	CKD	CHECKED BY:	JMS

The above drawings and specifications, designs and arrangements represented thereby are and shall remain the property of Dammon Engineering, and no part thereof shall be copied, disclosed to others, or used in connection with any work or project other than the specific project for which the have been prepared and developed without written consent of Dammon Engineering. Visual contact with these drawings or specifications shall constitute conclusive evidence of acceptance of these restrictions.

SHEET TITLE:
SITE PLAN

DRAWING NUMBER:
C101

SHEET No: 1 of 1

DOOR SCHEDULE

MK	WIDTH	HEIGHT	THK	DOOR MAT	FRAME MAT	FR	REMARKS
101	3'-0"	6'-8"	1-3/4"	GLASS	STEEL	NR	WITH DOOR CLOSURE
102	3'-0"	6'-8"	1-3/4"	MASONITE	WOOD	NR	
103	3'-0"	6'-8"	1-3/4"	MASONITE	WOOD	NR	WITH DOOR CLOSURE
104	3'-0"	6'-8"	1-3/4"	STEEL	STEEL	45 MIN.	WITH DOOR CLOSURE
105	3'-0"	6'-8"	1-3/4"	STEEL	STEEL	NR	EXISTING TO REMAIN
106	3'-0	6'-8"	1-3/4"	STEEL	STEEL	NR	NEW DOOR

WINDOW SCHEDULE

MK	SIZE	FRAME	TYPE	REMARKS
A	(3) 5'-0"W x 5'-0"H	ALUM	FIXED	TINTED / TEMPERED/DOUBLE INSULATED
B	(2) 5'-0"W x 5'-0"H	ALUM	FIXED	TINTED / TEMPERED/DOUBLE INSULATED
C	(2) 3'-0"W x 5'-0"H	ALUM	FIXED	TINTED / TEMPERED/DOUBLE INSULATED

1. ALL WINDOW ASSEMBLES TO BE RATED FOR 140 MPH WINDS AND SHALL BE MISSILE IMPACT RESISTANT.

FINISH SCHEDULE

ROOM NAME	ROOM NO	FLOOR	BASE	WALL	CEILING	REMARKS
FRONT OFFICE	101	VCT	VINYL	5/8" GYP BD	2X2 DROP CEILING	
OFFICE	102	VCT	VINYL	5/8" GYP BD	2X2 DROP CEILING	
CONFERENCE	103	VCT	VINYL	5/8" GYP BD	2X2 DROP CEILING	
BREAK RM	104	VCT	VINYL	5/8" GYP BD	2X2 DROP CEILING	
RESTROOM	105	CERAMIC	CERAMIC	5/8" GYP BD	5/8" GYP BD	MOISTURE RESISTANT TYPE "X"
WAREHOUSE	106	CONCRETE	N/A	PURLINS	PURLINS	
CLOSET	107	VCT	VINYL	5/8" GYP BD	2X2 DROP CEILING	

GENERAL NOTES

1. INSULATION AND INSULATION ASSEMBLIES SHALL MEET THE REQUIREMENTS OF IBC 2012 SECTION 719.
   A. CONCEALED INSULATION SHALL HAVE A FLAME SPREAD OF 0-25 AND SMOKE DEVELOPED INDEX OF 0-450. EXCEPT THAT IN COMBUSTIBLE (WOOD FRAME) CONSTRUCTION.
   B. FACING SHALL COMPLY WITH IBC 2012.
2. ALL MATERIALS SHALL BE NEW AND UL LISTED.
3. NO WORK SHALL BE CONCEALED UNTIL APPROVED BY LOCAL INSPECTORS.
4. CONSTRUCTION SHALL COMPLY WITH ALL PARISH, STATE, AND LOCAL CODES.
5. CONTRACTOR TO GUARANTEE WORK FOR ONE YEAR FROM DATE OF SUBSTANTIAL COMPLETION.
6. CONTRACTOR SHALL FURNISH WATER AND POWER FROM EXISTING SOURCES.
7. EXTERIOR CAULKING SHALL BE THIOKAL CAULK.
8. PAINT SHALL BE SHERWIN WILLIAMS OR EQUIVALENT AND APPROPRIATE FOR THE SUBSTRATE TO WHICH IT IS APPLIED AS RECOMMENDED BY PAINT MANUFACTURER. ALL WORK TO RECEIVE THREE COATS (ONE PRIMER COAT, TWO FINISH COATS) UNLESS OTHERWISE RECOMMENDED BY PAINT MANUFACTUER. COLORS TO BE SELECTED BY OWNER.
9. PROVIDE CLEANUP ON A REGULAR BASIS. NO TRASH SHALL BE STORED INSIDE BUILDING PREMISES.
10. ALL BATT INSULATION SHALL HAVE A CLASS "A" (0-25) FLAME SPREAD IN COMPLIANCE WITH IBC 2012.
11. USE 2x6 STUDS, OR TWO 2x4 STAGGERED STUDS WITH 2x6 SILL PLATE AT ALL WALLS WHERE 4" PIPE IS INDICATED. SEE PLUMBING RISER DIAGRAM FOR PIPE SIZE.
12. PROVIDE GALVANIZED METAL PAN WITH DRAIN AT ALL WATER HEATERS.
13. ALL FLOORING SHALL MEET OR EXCEED ADA GUIDELINES REQUIREMENTS FOR SLIP RESISTANCE.
14. INTERIOR LOCKS ON DOORS IN MEANS OF EGRESS SHALL NOT REQUIRE THE USE OF A KEY, SPECIAL KNOWLEDGE, OR SPECIAL DEVICE TO OPEN IN THE DIRECTION OF EGRESS. ALL DOORS SHALL HAVE LEVER TYPE HANDLES.
15. INTERIOR WALLS AND CEILINGS SHALL HAVE A FLAME SPREAD OF 0-200 AND A SMOKE DEVELOPMENT RATING OF 0-450.
16. ALL WORK SHALL COMPLY WITH THE LATEST EDITION OF ALL LOCAL, STATE, AND NATIONAL CODES COVERING THE TYPE OF WORK BEING PERFORMED.
17. PROVIDE PORTABLE FIRE EXTINGUISHERS IN ACCORDANCE WITH NFPA 101. SEE APPENDIX "E" OF NFPA 101 FOR DISTRIBUTION OF EXTINGUISHERS.
18. ALL FIRE WALLS SHALL EXTEND TIGHT TO ROOF DECK AND BE SEALED WITH AN APPROVED FIRE CAULK.
19. ALL ELECTRICAL, MECHANICAL, AND PLUMBING MATERIALS PENETRATING FIRE WALLS SHALL BE FIRE CAULKED. (PENETRATIONS THROUGH RATED CONSTRUCTION SHALL BE SEALED WITH A MATERIAL CAPABLE OF PREVENTING THE PASSAGE OF FLAMES AND HOT GASES WHEN TESTED IN ACCORDANCE WITH ASTM-E814.)
20. SERVICE COUNTERS SHALL HAVE AN ACCESSIBLE WRITING SURFACE IN COMPLIANCE WITH ADAAG ACCESSIBILITY GUIDELINES 2010, SECTION 902.3.

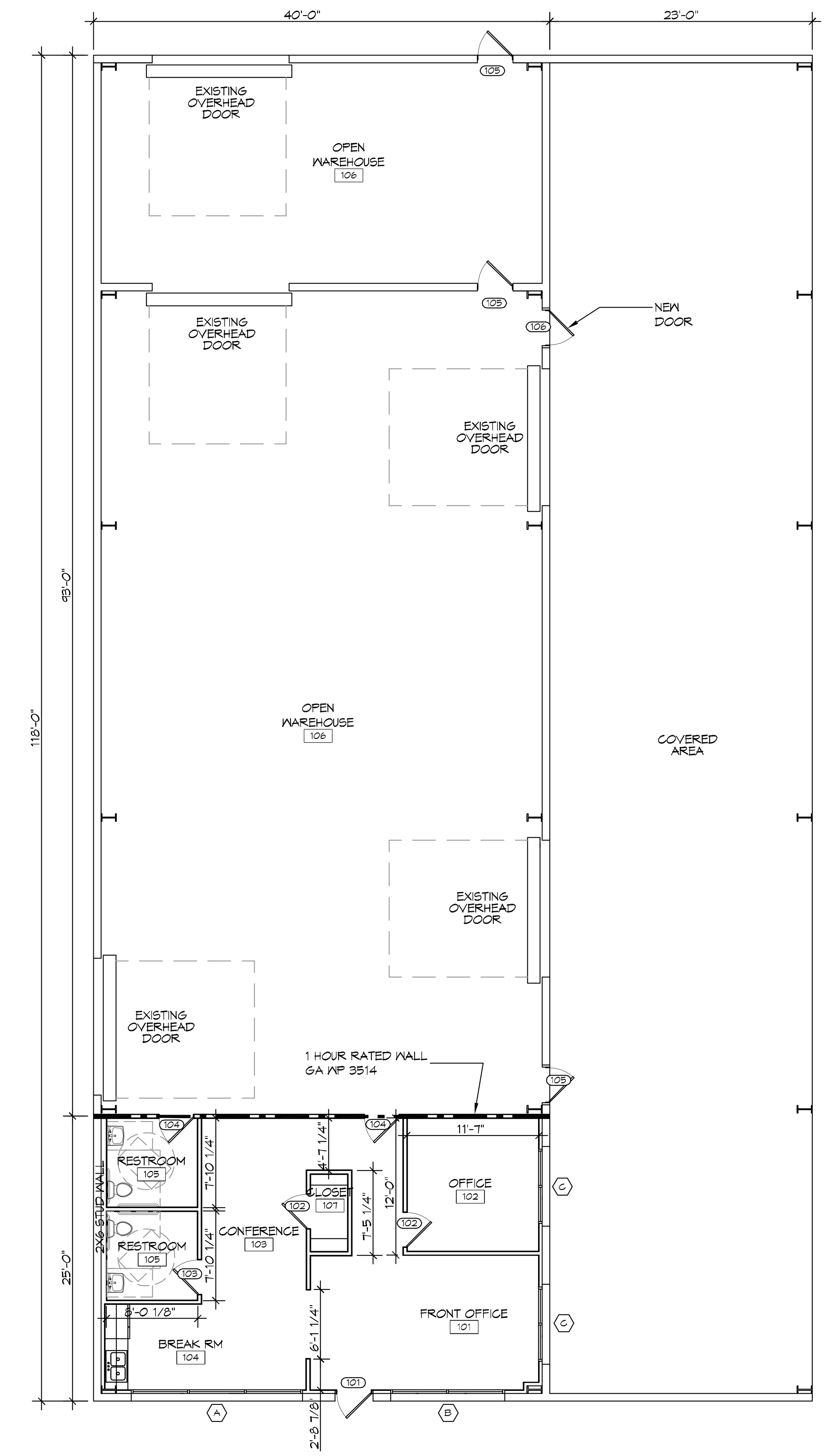

22 FLOOR PLAN
SCALE: 1/8"= 1'-0"

GA FILE NO. WP 3514 GENERIC

ONE LAYER 5/8" TYPE X GYPSUM WALLBOARD OR GYPSUM VENEER BASE APPLIED PARALLEL OR AT RIGHT ANGLES TO EACH SIDE OF 2x4 WOOD STUDS 16" O.C. WITH 1-1/4" TYPE W DRYWALL SCREWS 12" O.C.

JOINTS STAGGERED 16" ON OPPOSITE SIDES. (LOAD BEARING)

1 HOUR FIRE 35 TO 39 STC SOUND

THICKNESS: 4-3/4"
APPROX. WEIGHT: 7 PSF
FIRE TEST: SWRI 01-4511-619, 8-19-02
SOUND TEST: SEE WP 3520 (G&H NG-246FT, 7-2-65)

23 DETAIL
SCALE: 3/8" = 1'-0"

ONE HOUR RATED WALL

DAMMON ENGINEERING, INC.
LOUISIANA & MISSISSIPPI

Chief Engineer: Brian Mistich, PE
554 Old Spanish Trail
Slidell, LA 70458
www.dammonengineering.com
info@dammonengineering.com
PH: 985.649.5832

#	DESCRIPTION	DATE

REVISIONS

SEAL:

OFFICE WAREHOUSE BUILDOUT

SURGI INVESTMENTS

38255
COAST BLVD.
SLIDELL, LA

JOB No:	????	DATE:	07-17-2019
DRAWN BY:	CKD	CHECKED BY:	JMS

The above drawings and specifications, designs and arrangements and shall remain the property of Dammon Engineering, and no part disclosed to others, or used in connection with any work or project for which the have been prepared and developed with Dammon Engineering. Visual contact with these drawings or spec conclusive evidence of acceptance of the

SHEET TITLE:
FLOOR PLAN

DRAWING NUMBER:
A101

SHEET No: 9 of 1

25 FRONT ELEVATION
SCALE: 3/16"=1'-0"

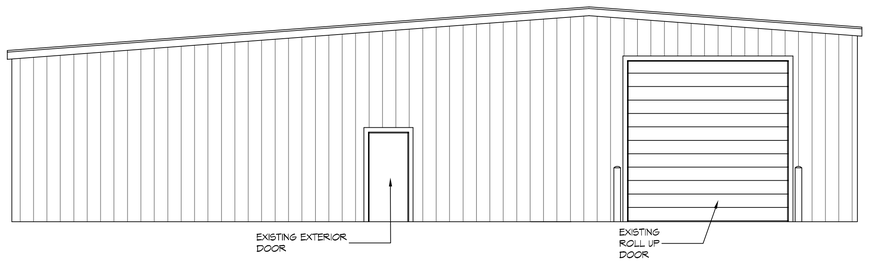

26 REAR ELEVATION
SCALE: 3/16"=1'-0"

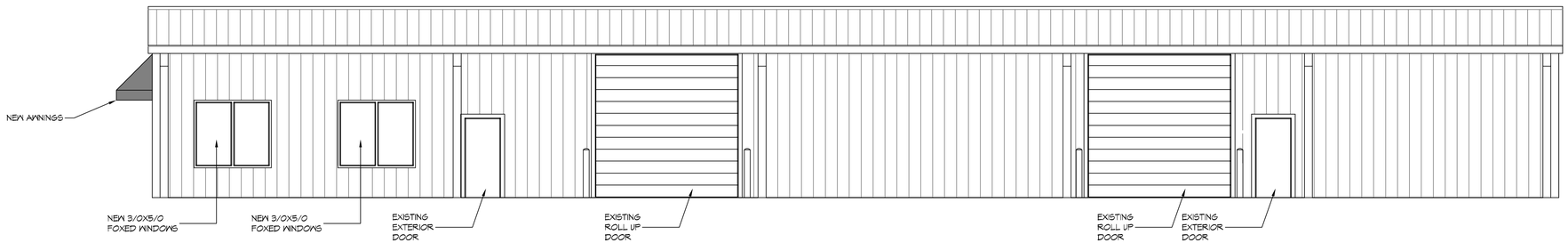

27 RIGHT SIDE ELEVATION
SCALE: 3/16"=1'-0"



28 LEFT SIDE ELEVATION
SCALE: 3/16"=1'-0"

DAMMON ENGINEERING, INC.
LOUISIANA & MISSISSIPPI
www.dammonengineering.com
info@dammonengineering.com
PH: 985.649.5832
Chief Engineer: Brian Mistich, PE
554 Old Spanish Trail
Slidell, LA 70458

REVISIONS

#	DESCRIPTION	DATE

SEAL:

OFFICE WAREHOUSE BUILDOUT
SURGI INVESTMENTS
38255 COAST BLVD.
SLIDELL, LA

JOB No:	????
DATE:	07-17-2019
DRAWN BY:	CKD
CHECKED BY:	JAG

SHEET TITLE:
EXTERIOR ELEVATIONS

DRAWING NUMBER:
A102

SHEET No: 10 of 1