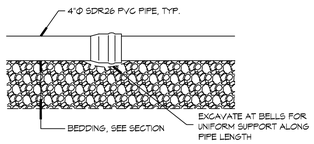

8 DETAIL
SCALE: N.T.S.
TYPICAL PIPE BEDDING

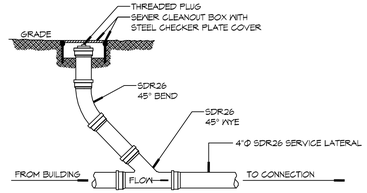

9 DETAIL
SCALE: N.T.S.
SEWER CLEAN OUT

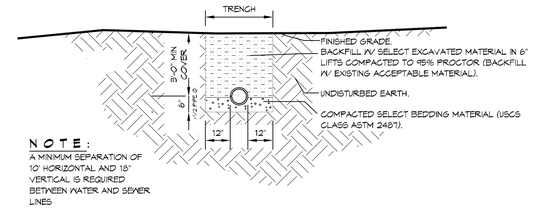

NOTE:
A MINIMUM SEPARATION OF 10' HORIZONTAL AND 18" VERTICAL IS REQUIRED BETWEEN WATER AND SEWER LINES

10 DETAIL
SCALE: N.T.S.
SEWER AND WATER SEPERATION

GENERAL NOTES

1. PROVIDE ALL LABOR, MATERIAL AND EQUIPMENT FOR A COMPLETE OPERATING SYSTEM. CONTRACTOR IS TO FIELD VERIFY ALL EXISTING UTILITY LOCATIONS, ELEVATIONS, AND INVERTS PRIOR TO COMMENCING ANY WORK. CONTRACTOR SHALL PAY NECESSARY FEES FOR THE UTILITIES CONNECTIONS.
2. CONTRACTOR TO BE RESPONSIBLE TO VERIFY ANY INVERTS AND SET NEW INVERTS OF SEWAGE AND DRAINAGE PIPES.
3. ALL WORK AND MATERIAL TO COMPLY STRICTLY TO THE LATEST LOCAL CITY PARISH, STATE, AND NATIONAL GOVERNING CODES.
4. SEWAGE LINES 3" AND SMALLER SHALL BE SLOPED 1/4" PER FOOT AND LINES THAT ARE 4" AND LARGER SHALL BE SLOPED 1/8" PER FOOT.
10. CONTRACTOR SHALL CONTACT LOUISIANA ONE CALL PRIOR TO COMMENCEMENT OF SITE EXCAVATION.

SITE UTILITIES LEGEND

—— v —— v —— NEW WATER LINE
—— s —— s —— NEW SEWER LINE
—— p —— NEW ELECTRICAL LINE
—— OHE —— NEW POWER OVERHEAD LINE

FOR TAPS

CONTACT FOR TAPS

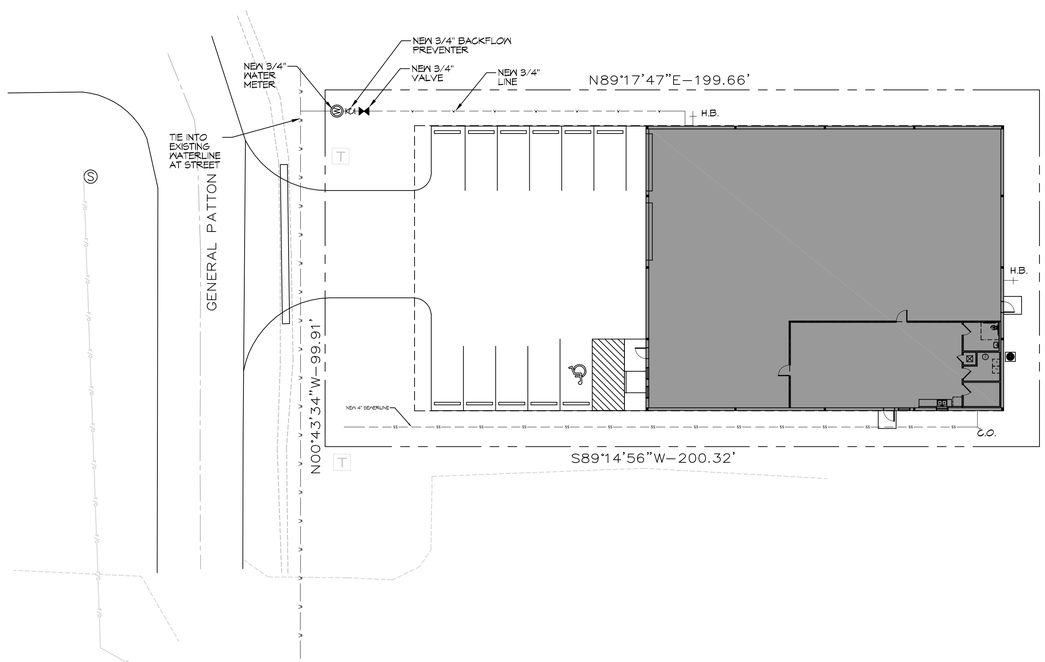

N

7 SITE UTILITY PLAN
SCALE: 1" = 20'-0"

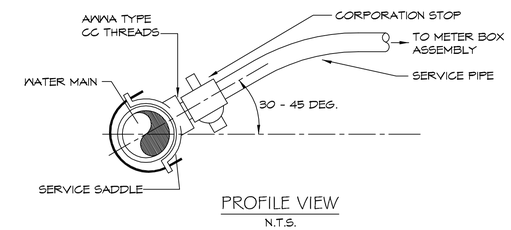

11 WATER SERVICE CONNECTION
SCALE: N.T.S.
TYPICAL

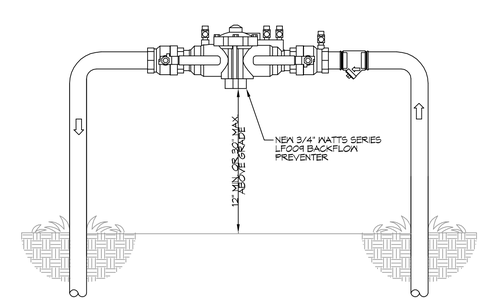

TYPICAL RISER DETAIL
SCALE: N.T.S.
TYPICAL

DAMMON ENGINEERING, INC.
LOUISIANA & MISSISSIPPI
www.dammonengineering.com
info@dammonengineering.com
PH: 985.649.5832
Chief Engineer: Brian Wistich, PE
554 Old Spanish Trail
Slidell, LA 70458

#	DESCRIPTION	DATE

REVISIONS

SEAL:

NEW OFFICE WAREHOUSE
MIKE SCHWARTZ
MANDEVILLE, LA

JOB No:	2409	DATE:	02-12-2020
DRAWN BY:	CKD	CHECKED BY:	BAM

THE DESIGNS DEPICTED AND UPON OR CONTAINED IN THESE PLANS, PLANS AND SPECIFICATIONS, ARE THE PROPERTY OF DAMMON ENGINEERING, INC. AND MAY NOT BE REPRODUCED, PUBLISHED OR USED IN ANY WAY FOR ANY PURPOSE WHATSOEVER WITHOUT THE WRITTEN CONSENT OF DAMMON ENGINEERING, INC. ANY REPRODUCTION OR USE WITHOUT WRITTEN CONSENT IS A VIOLATION OF THE LAW.

SHEET TITLE:
SITE UTILITY PLAN

DRAWING NUMBER:
C102

SHEET No: 4 of 12