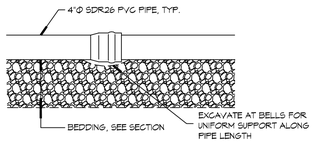

8 DETAIL
SCALE: N.T.S. — TYPICAL PIPE BEDDING

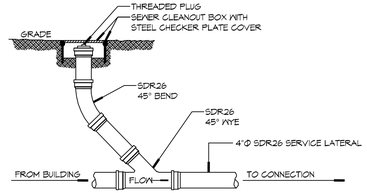

9 DETAIL
SCALE: N.T.S. — SEWER CLEAN OUT

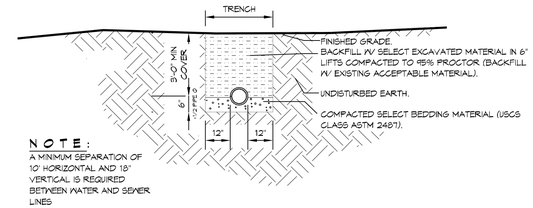

NOTE:
A MINIMUM SEPARATION OF 10' HORIZONTAL AND 18" VERTICAL IS REQUIRED BETWEEN WATER AND SEWER LINES

10 DETAIL
SCALE: N.T.S. — SEWER AND WATER SEPERATION

GENERAL NOTES

1. PROVIDE ALL LABOR, MATERIAL AND EQUIPMENT FOR A COMPLETE OPERATING SYSTEM. CONTRACTOR IS TO FIELD VERIFY ALL EXISTING UTILITY LOCATIONS, ELEVATIONS, AND INVERTS PRIOR TO COMMENCING ANY WORK. CONTRACTOR SHALL PAY NECESSARY FEES FOR THE UTILITIES CONNECTIONS.
2. CONTRACTOR TO BE RESPONSIBLE TO VERIFY ANY INVERTS AND SET NEW INVERTS OF SEWAGE AND DRAINAGE PIPES.
3. ALL WORK AND MATERIAL TO COMPLY STRICTLY TO THE LATEST LOCAL CITY PARISH, STATE, AND NATIONAL GOVERNING CODES.
4. SEWAGE LINES 3" AND SMALLER SHALL BE SLOPED 1/4" PER FOOT AND LINES THAT ARE 4" AND LARGER SHALL BE SLOPED 1/8" PER FOOT.
10. CONTRACTOR SHALL CONTACT LOUISIANA ONE CALL PRIOR TO COMMENCEMENT OF SITE EXCAVATION.

SITE UTILITIES LEGEND

- —— v —— v —— NEW WATER LINE
- —— s —— s —— NEW SEWER LINE
- —— e —— NEW ELECTRICAL LINE
- —— OHE —— NEW POWER OVERHEAD LINE

FOR TAPS

CONTACT FOR TAPS
SEWER ; UTILITIES INC OF LOUISIANA 985-893-6646
WATER ; TAMMANY UTILITIES 985-276-6400

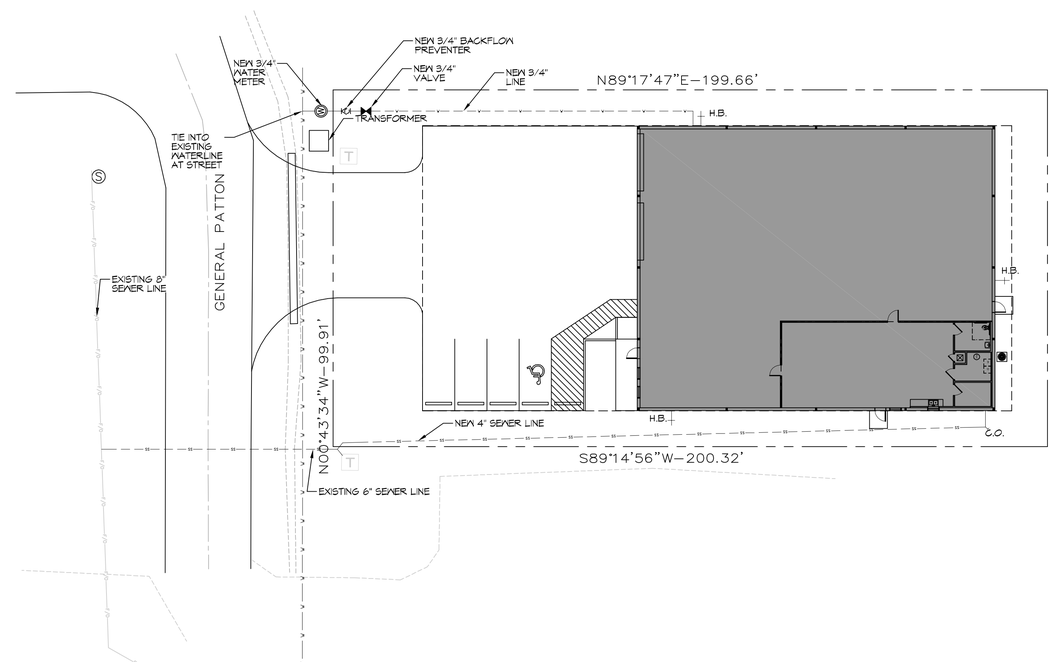

7 SITE UTILITY PLAN
SCALE: 1" = 20'-0"

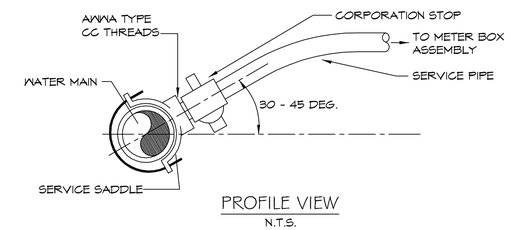

PROFILE VIEW
N.T.S.

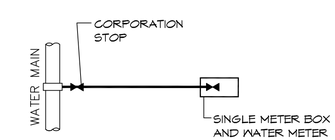

11 WATER SERVICE CONNECTION
SCALE: N.T.S. — TYPICAL

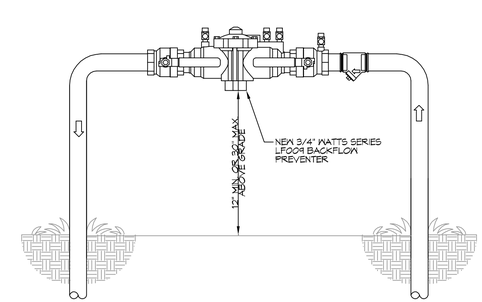

TYPICAL RISER DETAIL
SCALE: N.T.S. — TYPICAL

DAMMON ENGINEERING, INC.
LOUISIANA & MISSISSIPPI
www.dammonengineering.com
info@dammonengineering.com
PH: 985.649.5832
Chief Engineer: Brian Mistich, PE
554 Old Spanish Trail
Slidell, LA 70458

REVISIONS

#	DESCRIPTION	DATE

SEAL: STATE OF LOUISIANA — BRIAN A. MISTICH — License No. 30187 — 03-16-2020 — PROFESSIONAL ENGINEER

NEW OFFICE WAREHOUSE
MIKE SCHWARTZ
217 GENERAL PATTON
MANDEVILLE, LA

JOB No:	2409
DATE:	03-16-2020
DRAWN BY:	CJD
CHECKED BY:	BAM

THIS DRAWING AND SPECIFICATIONS, AS INSTRUMENTS OF SERVICE, IS THE PROPERTY OF DAMMON ENGINEERING, INC. AND SHALL NOT BE REPRODUCED IN WHOLE OR IN PART WITHOUT THE WRITTEN PERMISSION OF DAMMON ENGINEERING, INC. ANY PROJECT OR ADDITION TO THIS DRAWING AND SPECIFICATIONS OR ANY PART THEREOF, MADE BY OTHERS WITHOUT THE WRITTEN PERMISSION OF DAMMON ENGINEERING, INC. IS PROHIBITED.

SHEET TITLE: SITE UTILITY PLAN

DRAWING NUMBER: C102

SHEET No: 4 of 12