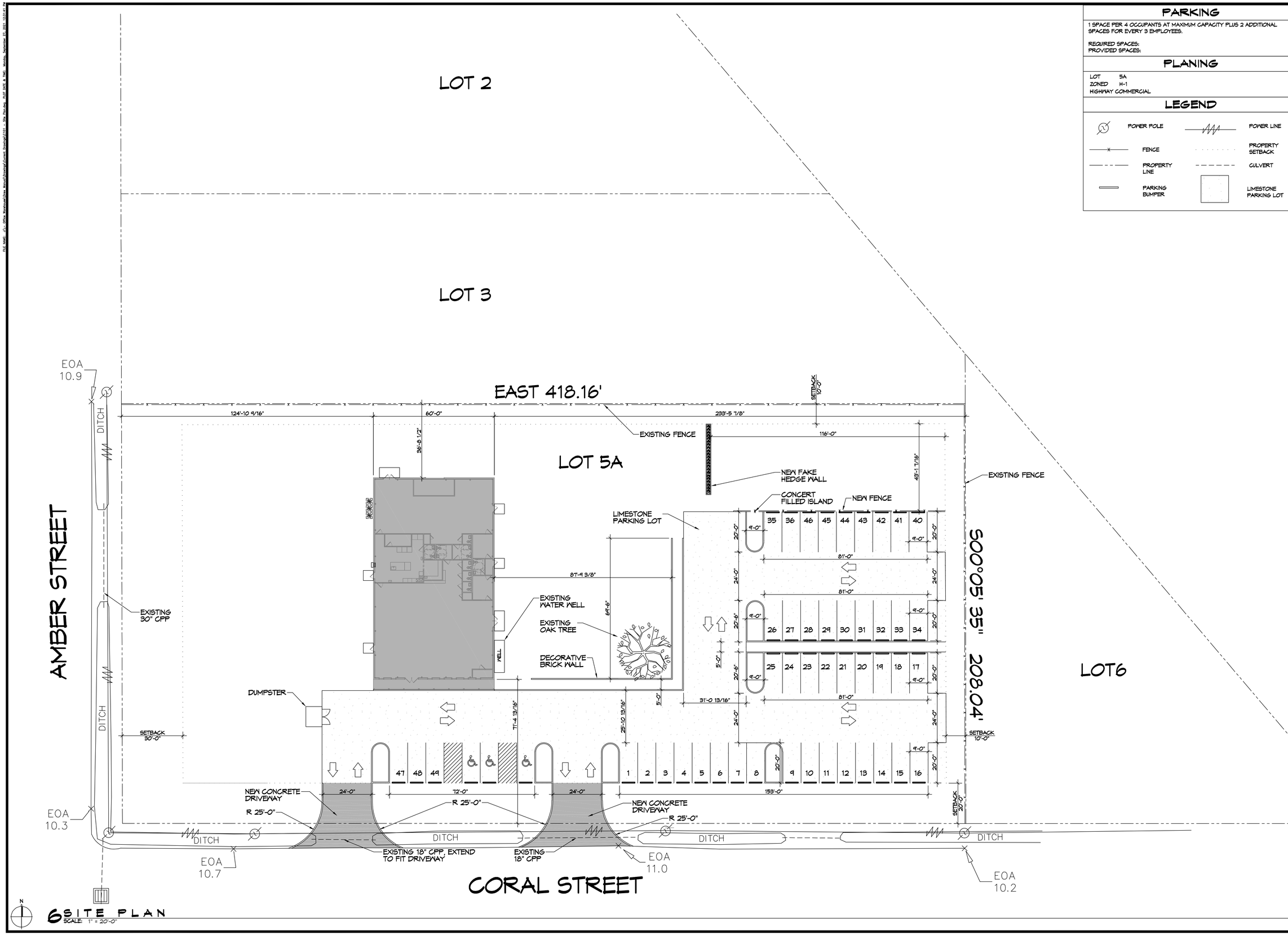

6 SITE PLAN
SCALE: 1" = 20'-0"

PARKING

1 SPACE PER 4 OCCUPANTS AT MAXIMUM CAPACITY PLUS 2 ADDITIONAL SPACES FOR EVERY 3 EMPLOYEES.

REQUIRED SPACES:
PROVIDED SPACES:

PLANING

LOT 5A
ZONED H-1
HIGHWAY COMMERCIAL

LEGEND

POWER POLE	POWER LINE
FENCE	PROPERTY SETBACK
PROPERTY LINE	CULVERT
PARKING BUMPER	LIMESTONE PARKING LOT

DAMMON ENGINEERING, INC.
LOUISIANA & MISSISSIPPI
Chief Engineer: Brian Mistich, PE
554 Old Spanish Trail
Slidell, LA 70458
www.dammonengineering.com
infoedammonengineering.com
PH: 985.649.5832

REVISIONS

#	DESCRIPTION	DATE

SEAL:

NEW BUILDING
DREW MANUAL
5926 AMBER STREET
SLIDELL, LA 70416

JOB No: | DATE: 09-27-2021
DRAWN BY: CKD | CHECKED BY: JMS

SHEET TITLE:
SITE PLAN

DRAWING NUMBER:
C101

SHEET No: 3 of 2

DOOR SCHEDULE

MK	WIDTH	HGT	THK	DOOR MAT	FRAME MAT	FR	REMARKS
D01	(2) 3'-2"	8'-0"	1-3/4"		STEEL	NR	FRONT DOUBLE DOOR WITH CLOSER
D02	3'-0"	7'-0"	1-3/4"		STEEL	NR	EXTERIOR DOOR
D03	(2) 3'-0"	7'-0"	1-3/4"		STEEL	NR	SIDE & REAR DOUBLE DOOR
D04	3'-0"	6'-8"	1-3/4"		STEEL	NR	BATHROOM DOOR WITH CLOSER
D05	3'-0"	6'-8"	1-3/4"		STEEL	NR	FRONT CLOSET DOOR
D06	3'-0"	6'-8"	1-3/4"		STEEL	NR	STUDIO OFFICE DOOR
D07	3'-0"	6'-8"	1-3/4"		STEEL	NR	KITCHEN DOOR
D08	3'-0"	6'-8"	1-3/4"		STEEL	NR	KITCHEN CLOSET DOOR
D09	3'-0"	6'-8"	-	-	STEEL	NR	KITCHEN CASED OPENING
D10	10'-0"	9'-0"	1-3/4"	METAL	STEEL	NR	ROLL UP DOOR
D11	3'-0"	6'-8"	1-3/4"		STEEL	45 MIN.	KITCHEN DOOR
D12	3'-0"	6'-8"	1-3/4"		STEEL	45 MIN.	BATHROOM DOOR WITH CLOSER
D13	3'-0"	6'-8"	1-3/4"		STEEL	45 MIN.	STUDIO OFFICE DOOR
D14	2'-0"	6'-8"	1-3/4"		STEEL	45 MIN.	REAR A/C CLOSET
D15	2'-0"	6'-8"	1-3/4"		STEEL	NR	FRONT A/C CLOSET

WINDOW SCHEDULE

MARK	WIDTH	HEIGHT	FIRE RATE	REMARKS
W01	2'-0"	6'-0"	NR	

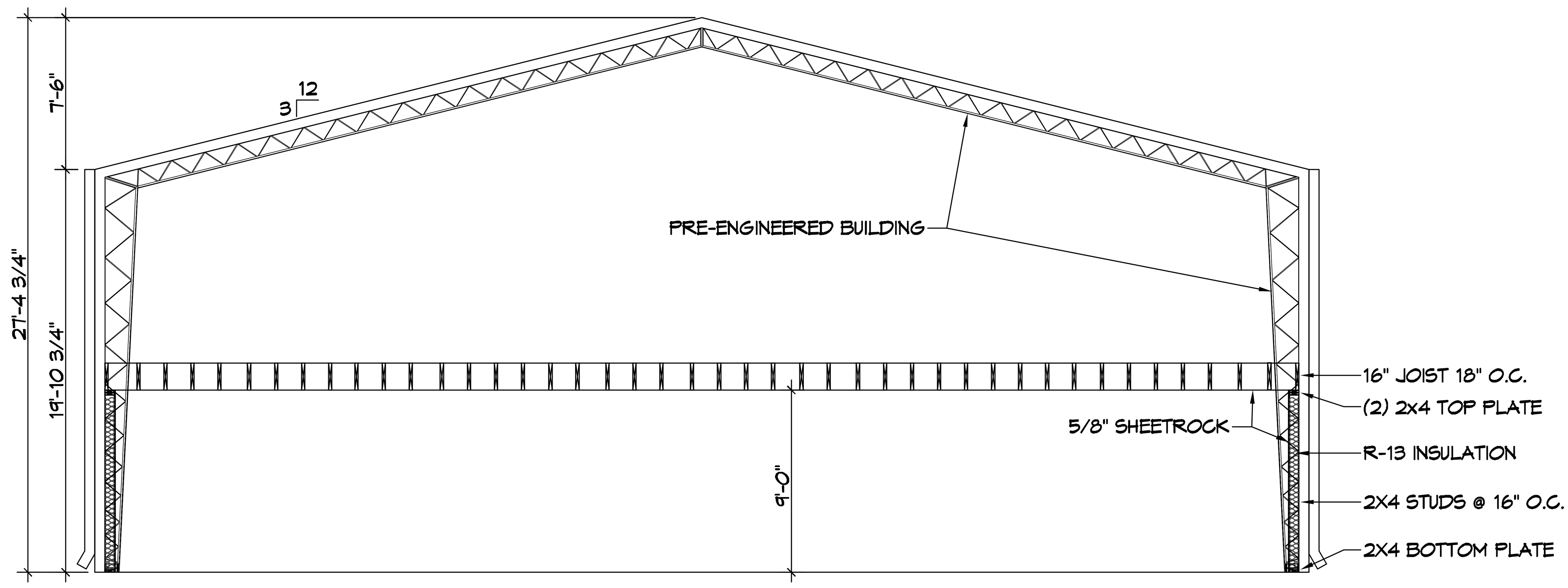

1 SECTION VIEW
SCALE: 3/16"= 1'-0"

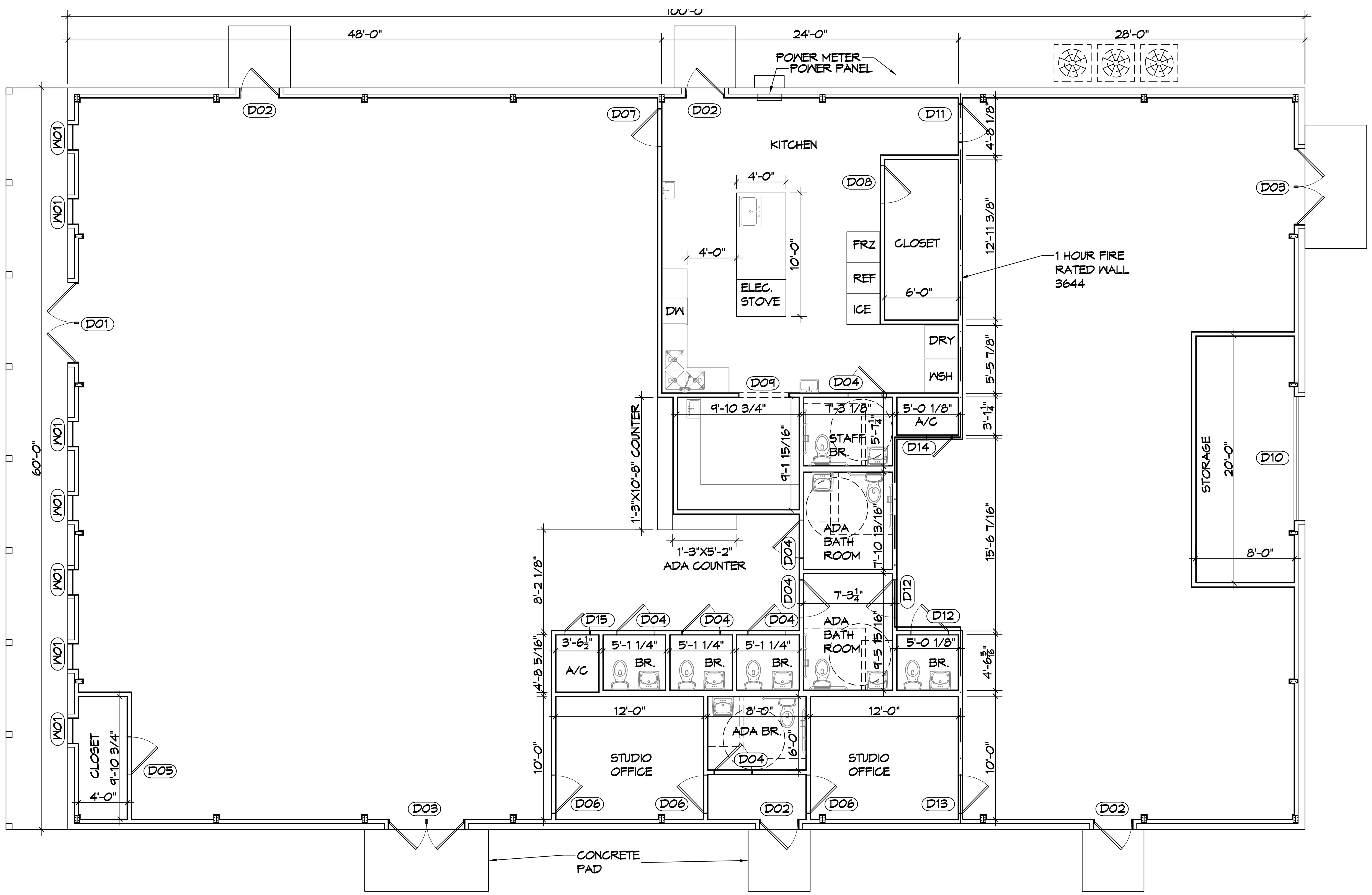

2 FLOOR PLAN
SCALE: 3/16"= 1'-0"

GENERAL NOTES

1. INSULATION AND INSULATION ASSEMBLIES SHALL MEET THE REQUIREMENTS OF IBC 2012 SECTION 719.
   A. CONCEALED INSULATION SHALL HAVE A FLAME SPREAD OF 0-25 AND SMOKE DEVELOPED INDEX OF 0-450. EXCEPT THAT IN COMBUSTIBLE (WOOD FRAME) CONSTRUCTION.
   B. FACING SHALL COMPLY WITH IBC 2012.
2. ALL MATERIALS SHALL BE NEW AND UL LISTED.
3. NO WORK SHALL BE CONCEALED UNTIL APPROVED BY LOCAL INSPECTORS.
4. CONSTRUCTION SHALL COMPLY WITH ALL PARISH, STATE, AND LOCAL CODES.
5. CONTRACTOR TO GUARANTEE WORK FOR ONE YEAR FROM DATE OF SUBSTANTIAL COMPLETION.
6. CONTRACTOR SHALL FURNISH WATER AND POWER FROM EXISTING SOURCES.
7. EXTERIOR CAULKING SHALL BE THIOKAL CAULK.
8. PAINT SHALL BE SHERWIN WILLIAMS OR EQUIVALENT AND APPROPRIATE FOR THE SUBSTRATE TO WHICH IT IS APPLIED AS RECOMMENDED BY PAINT MANUFACTURER. ALL WORK TO RECEIVE THREE COATS (ONE PRIMER COAT, TWO FINISH COATS) UNLESS OTHERWISE RECOMMENDED BY PAINT MANUFACTUER. COLORS TO BE SELECTED BY OWNER.
9. PROVIDE CLEANUP ON A REGULAR BASIS. NO TRASH SHALL BE STORED INSIDE BUILDING PREMISES.
10. ALL BATT INSULATION SHALL HAVE A CLASS "A" (0-25) FLAME SPREAD IN COMPLIANCE WITH IBC 2012.
11. USE 2x6 STUDS, OR TWO 2x4 STAGGERED STUDS WITH 2x6 SILL PLATE AT ALL WALLS WHERE 4" PIPE IS INDICATED. SEE PLUMBING RISER DIAGRAM FOR PIPE SIZE.
12. PROVIDE GALVANIZED METAL PAN WITH DRAIN AT ALL WATER HEATERS.
13. ALL FLOORING SHALL MEET OR EXCEED ADA GUIDELINES REQUIREMENTS FOR SLIP RESISTANCE.
14. INTERIOR LOCKS ON DOORS IN MEANS OF EGRESS SHALL NOT REQUIRE THE USE OF A KEY, SPECIAL KNOWLEDGE, OR SPECIAL DEVICE TO OPEN IN THE DIRECTION OF EGRESS. ALL DOORS SHALL HAVE LEVER TYPE HANDLES.
15. INTERIOR WALLS AND CEILINGS SHALL HAVE A FLAME SPREAD OF 0-200 AND A SMOKE DEVELOPMENT RATING OF 0-450.
16. ALL WORK SHALL COMPLY WITH THE LATEST EDITION OF ALL LOCAL, STATE, AND NATIONAL CODES COVERING THE TYPE OF WORK BEING PERFORMED.
17. PROVIDE PORTABLE FIRE EXTINGUISHERS IN ACCORDANCE WITH NFPA 101. SEE APPENDIX "E" OF NFPA 101 FOR DISTRIBUTION OF EXTINGUISHERS.
18. ALL FIRE WALLS SHALL EXTEND TIGHT TO ROOF DECK AND BE SEALED WITH AN APPROVED FIRE CAULK.
19. ALL ELECTRICAL, MECHANICAL, AND PLUMBING MATERIALS PENETRATING FIRE WALLS SHALL BE FIRE CAULKED. (PENETRATIONS THROUGH RATED CONSTRUCTION SHALL BE SEALED WITH A MATERIAL CAPABLE OF PREVENTING THE PASSAGE OF FLAMES AND HOT GASES WHEN TESTED IN ACCORDANCE WITH ASTM-E814.)
20. SERVICE COUNTERS SHALL HAVE AN ACCESSIBLE WRITING SURFACE IN COMPLIANCE WITH ADAAG ACCESSIBILITY GUIDELINES 2010, SECTION 902.3.

—— · —— 1 HR FIRE RATED WALL

GA FILE NO. WP 3644 GENERIC

GYPSUM WALLBOARD, WOOD STUDS, MINERAL FIBER INSULATION

ONE LAYER 5/8" TYPE X GYPSUM WALLBOARD APPLIED AT RIGHT ANGLES TO EACH SIDE OF 2X4 WOOD STUDS 16" O.C. WITH 2 1/4" TYPE S OR W DRYWALL SCREWS 12" O.C. 3 1/2" MINERAL FIBER INSULATION, NOMINAL 2.5 PCF, FRICTION FIT IN STUD SPACE.

VERTICAL JOINTS STAGGERED 16" O.C., HORIZONTAL JOINTS STAGGERED 24" O.C., ON OPPOSITE SIDES.

TESTED AT 2,578 LBS PER STUD OR 100 PERCENT OF DESIGN LOAD. (LOAD-BEARING)

1 HOUR FIRE

THICKNESS: 4 3/4"
APPROX. WEIGHT: 7 1/2" PSF
FIRE TEST: ITS J20-06170.1, 4-00

DAMMON ENGINEERING, INC.
LOUISIANA & MISSISSIPPI
Chief Engineer: Brian Mistich, PE
554 Old Spanish Trail
Slidell, LA 70458
www.dammonengineering.com
info@dammonengineering.com
PH: 985.649.5832

REVISIONS

#	DESCRIPTION	DATE

SEAL:

NEW BUILDING
DREW MANUAL
5926 AMBER STREET
SLIDELL, LA 70416

JOB No:		DATE:	09-27-2021
DRAWN BY:	CKD	CHECKED BY:	JMS

SHEET TITLE: FLOOR PLAN AND SECTION VIEW

DRAWING NUMBER: A101

SHEET No: 1 of 2

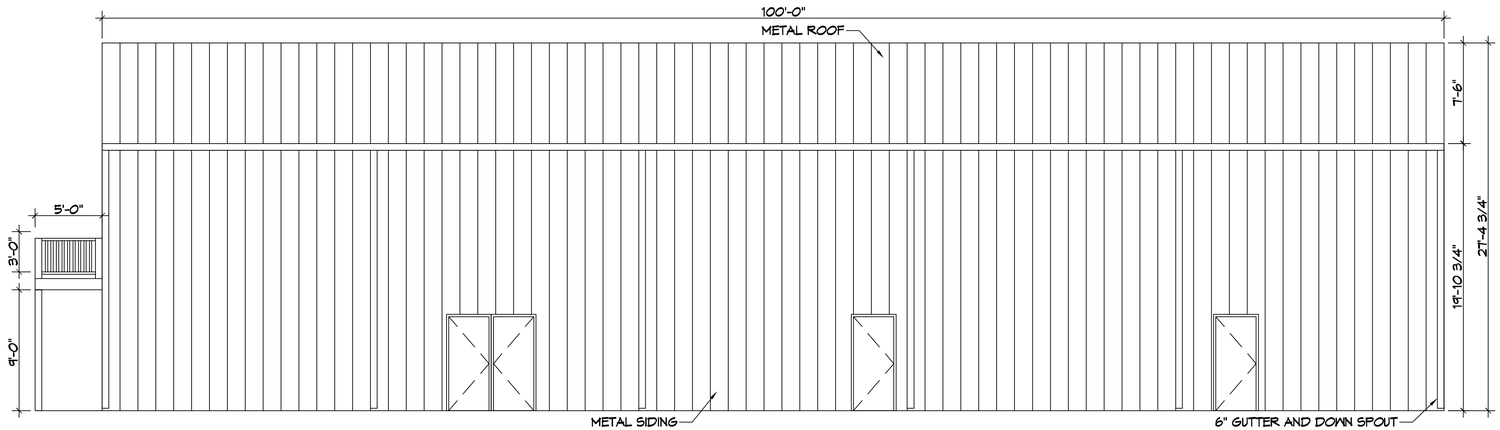

3 RIGHT ELEVATION
SCALE: 3/16"=1'-0"

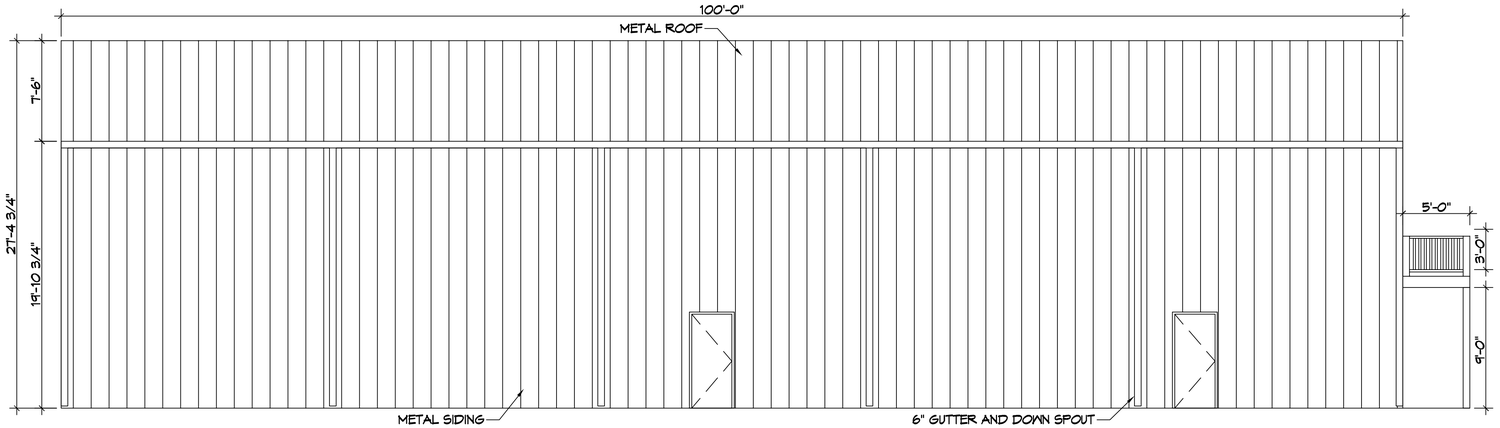

4 LEFT ELEVATION
SCALE: 3/16"=1'-0"

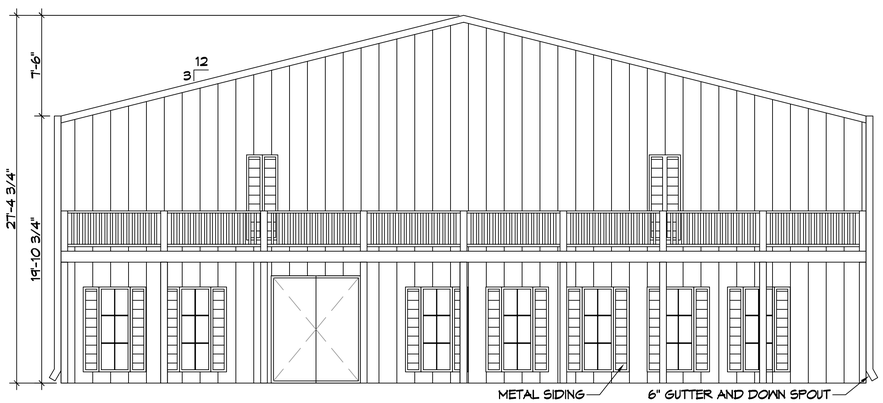

5 FRONT ELEVATION
SCALE: 3/16"=1'-0"

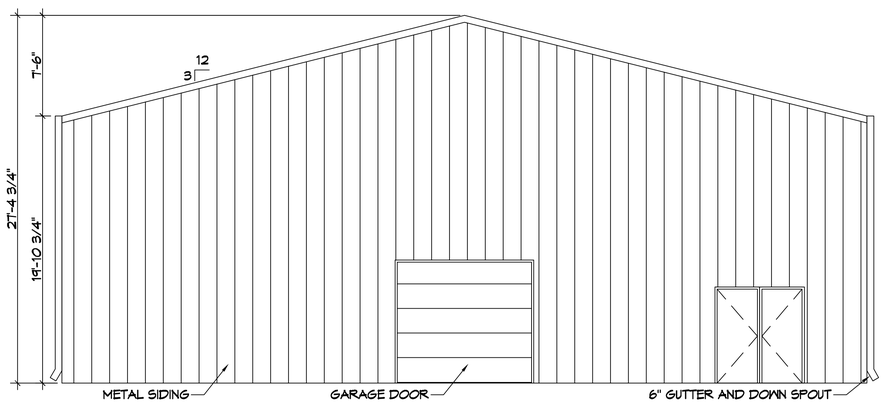

6 REAR ELEVATION
SCALE: 3/16"=1'-0"

DAMMON ENGINEERING, INC.
LOUISIANA & MISSISSIPPI
Chief Engineer: Brian Mistich, PE
554 Old Spanish Trail
Slidell, LA 70458
www.dammonengineering.com
info@dammonengineering.com
PH: 985.649.5832

REVISIONS

#	DESCRIPTION	DATE

SEAL:

NEW BUILDING
DREW MANUAL
5926 AMBER STREET
SLIDELL, LA 70416

JOB No:	
DATE:	09-27-2021
DRAWN BY:	CKD
CHECKED BY:	JAS

SHEET TITLE:
EXTERIOR ELEVATIONS

DRAWING NUMBER:
A102

SHEET No: 2 of 2