

**opening schedule**

DOORS						
mark	size	type	material	frame	detail	remarks
1	3'-0" x 7'-0"	COMMERCIAL	1/4" TEMP GLASS	ALUMINUM		W/ TRANSOM PANEL
2	6'-0" x 7'-0" x 1'-0"	FLUSH	HOLLOW METAL	STEEL		1 1/2" HR. RATED "B" LABEL 1/2" FRAMING
3	3'-0" x 6'-8" x 1'-0"	FLUSH	HOLLOW METAL	STEEL		1 1/2" HR. RATED "B" LABEL 1/2" FRAMING
4	3'-0" x 7'-0" x 1'-0"	FLUSH	HOLLOW METAL	STEEL		1 1/2" HR. RATED "B" LABEL 1/2" FRAMING
5	3'-0" x 7'-0" x 1'-0"	FLUSH	S.C. WOOD	STEEL		
6	4'-0" x 7'-0"	BI-FOLD	S.C. WOOD	STEEL		
7	6'-0" x 8'-0"	VERT. LIFT	STEEL	STEEL TRACK		1 1/2" HR. RATED "B" LABEL W/ SHOUSU LINK MANUAL-CHAIN OPERATED SECTIONAL W/ RUBBER ANTRAGAL MANUAL-CHAIN OPERATED
8	8'-0" x 8'-0"	VERT. LIFT	STEEL	STEEL TRACK		SEE PLUMB. FIXTURE (F-4)
9	31 1/2" x 64 1/2"	SHOWER DOOR	SAFETY GLASS	ALUMINUM		

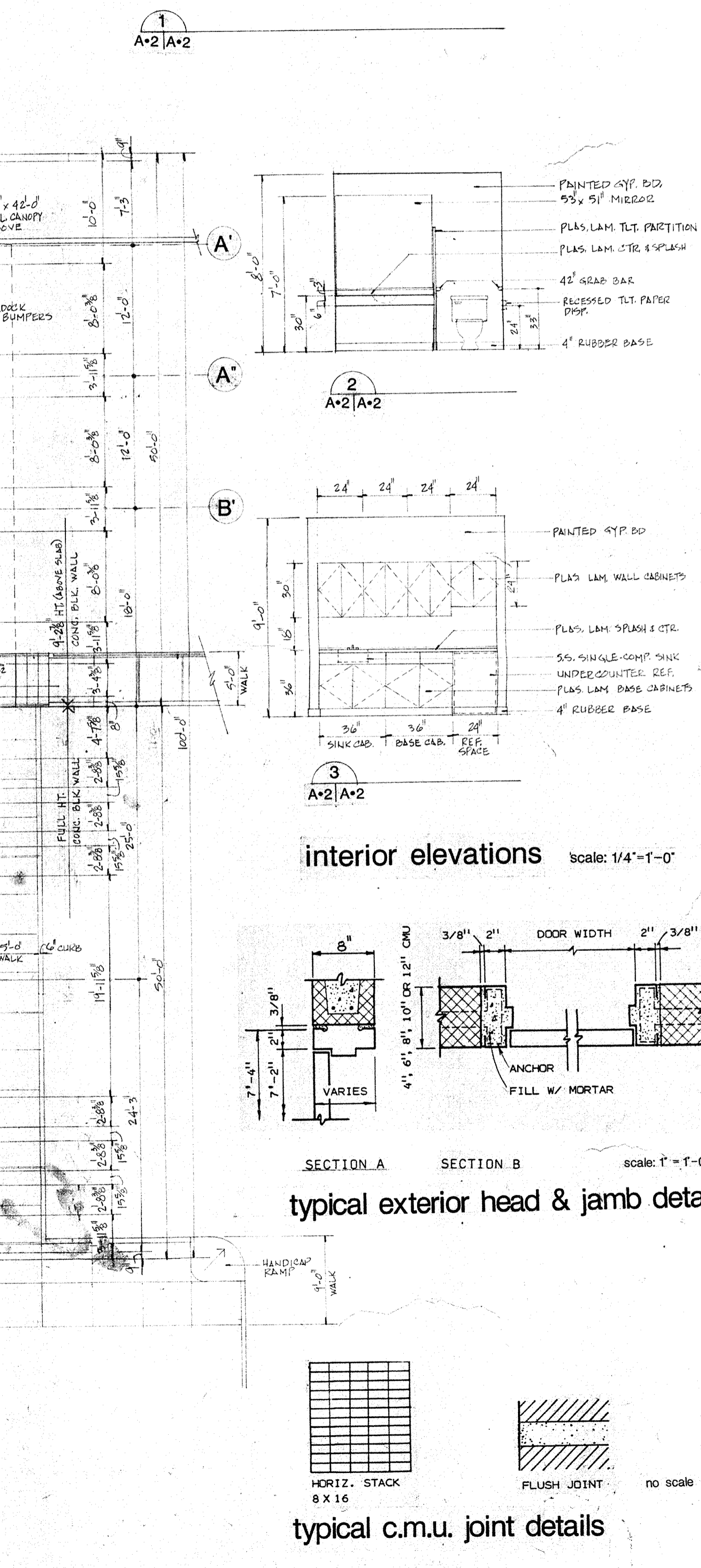
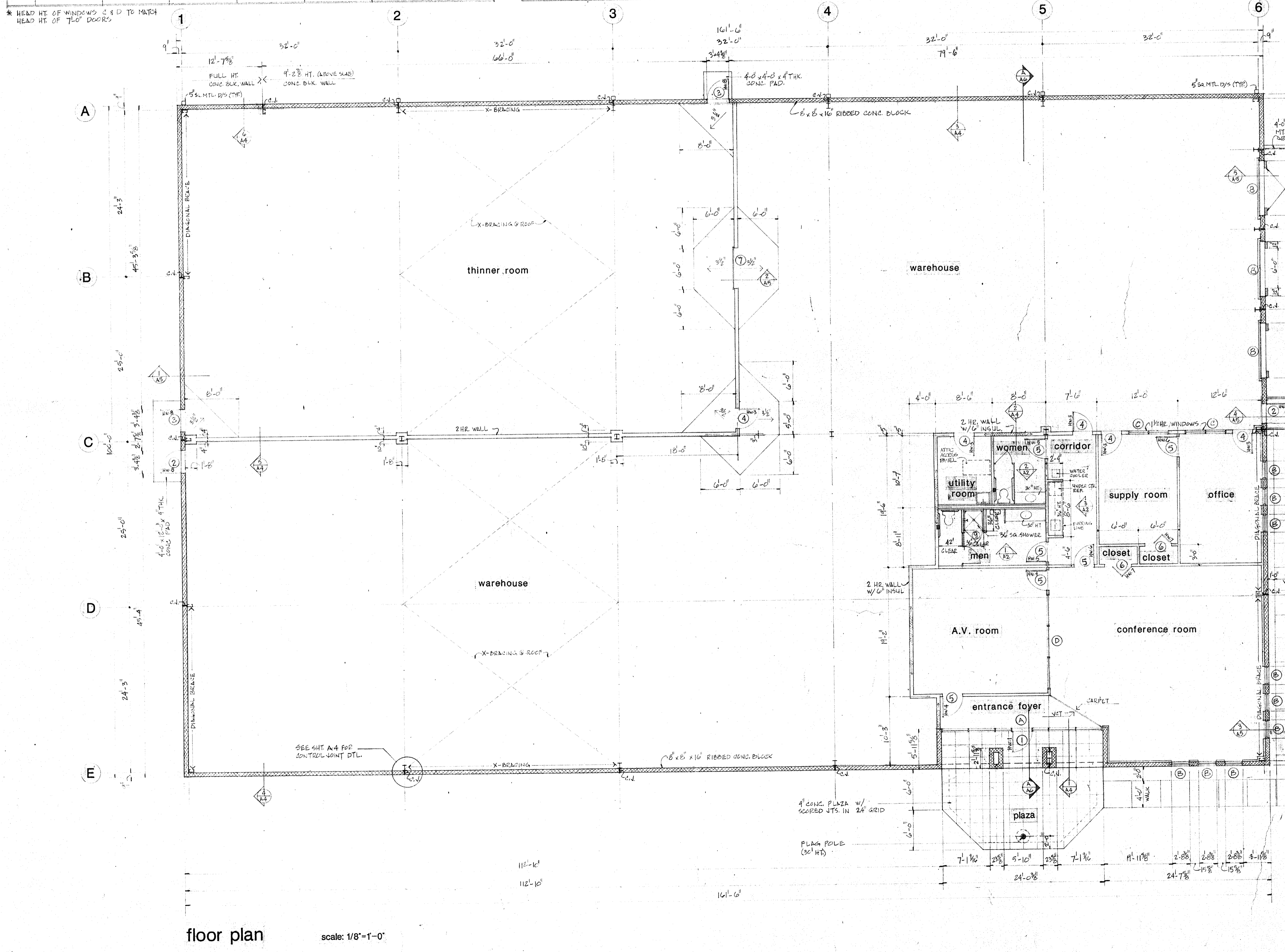
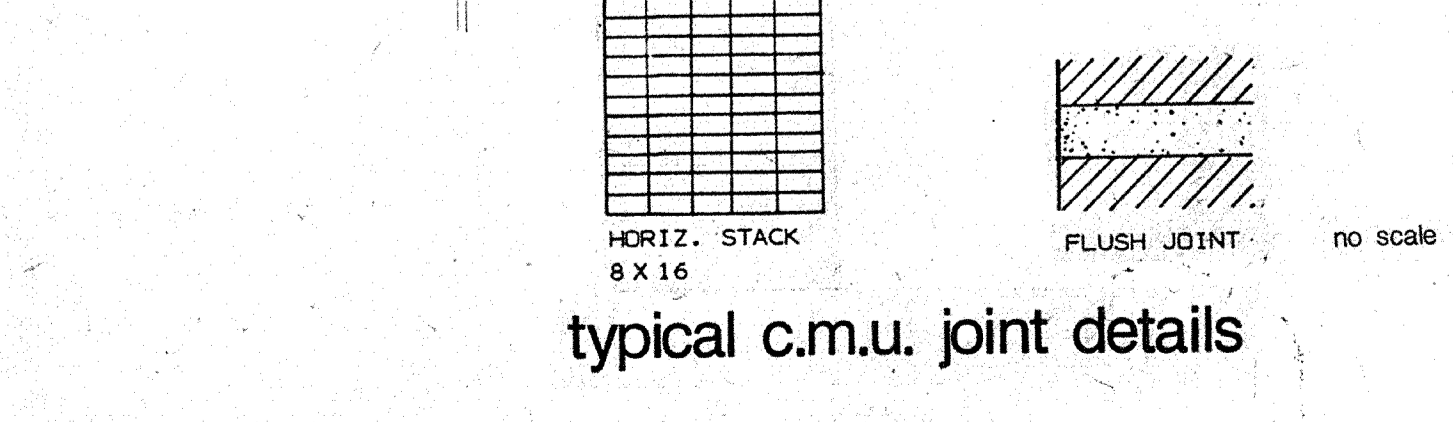
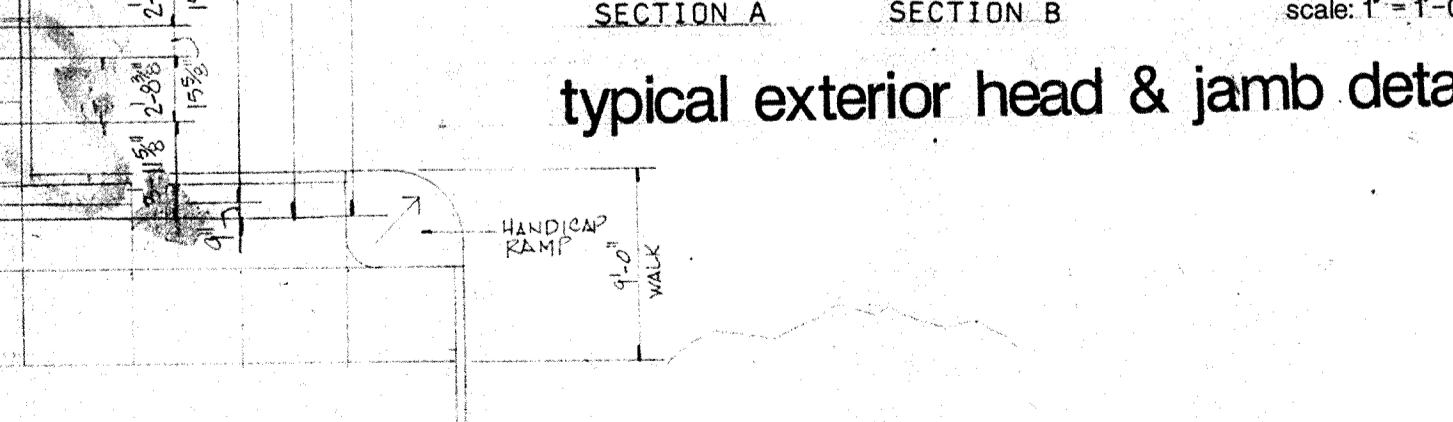
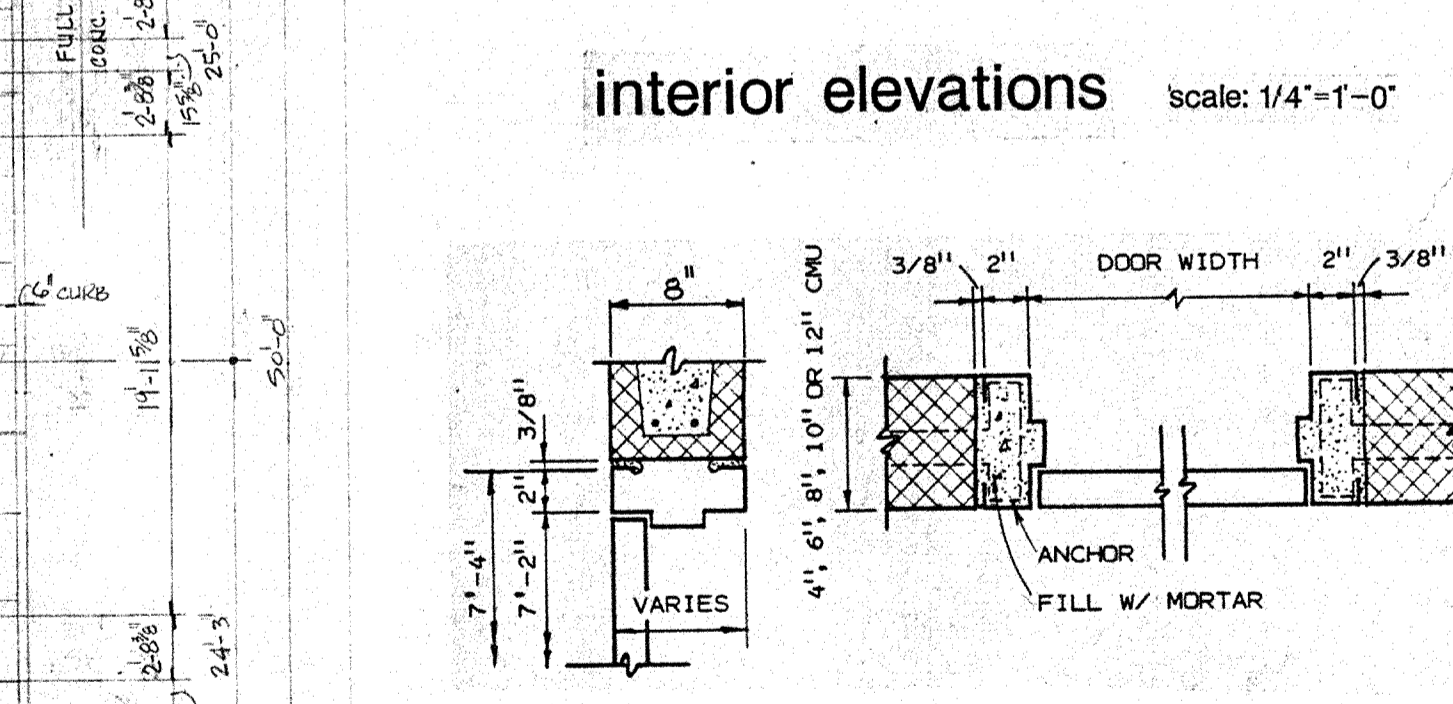
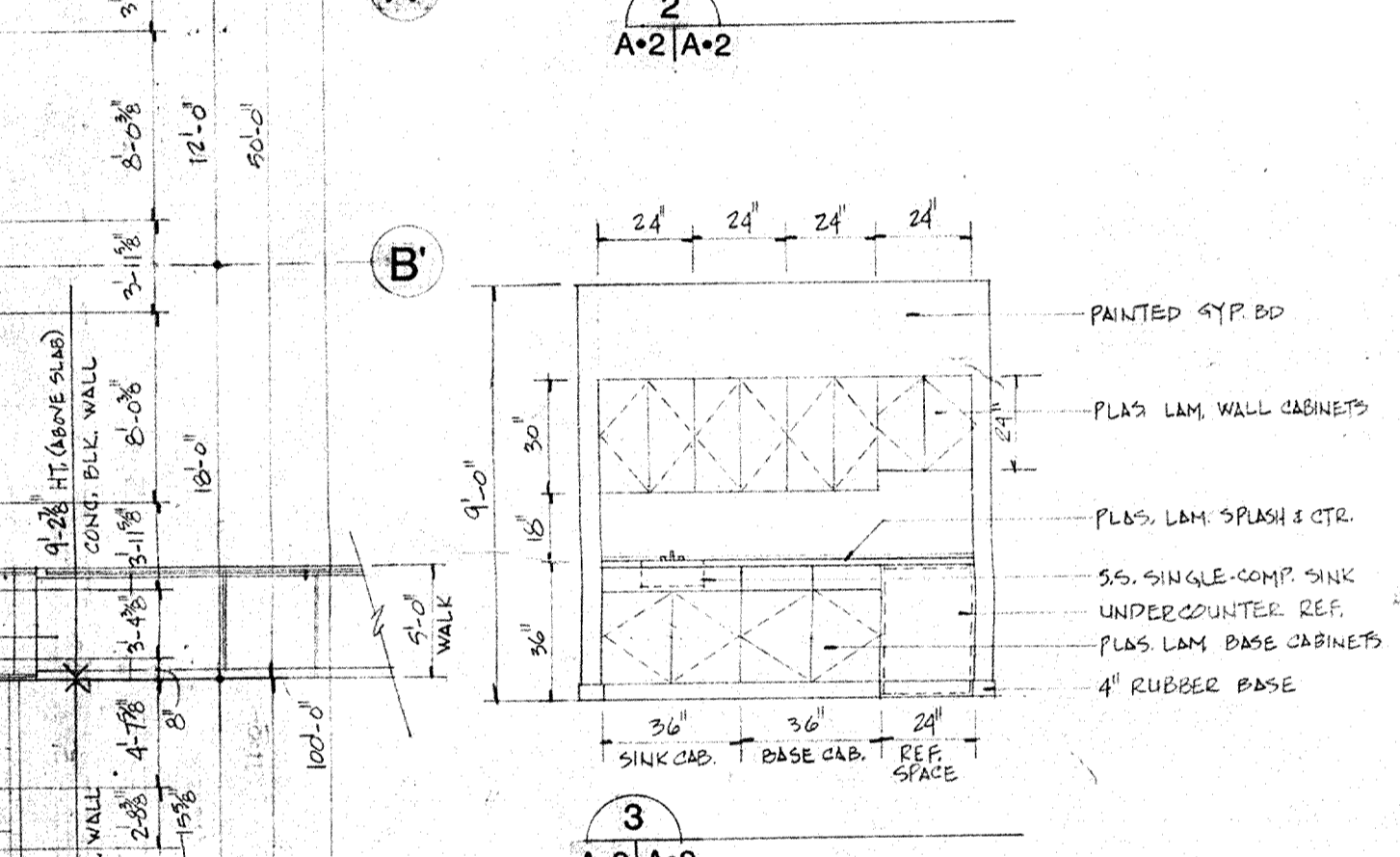
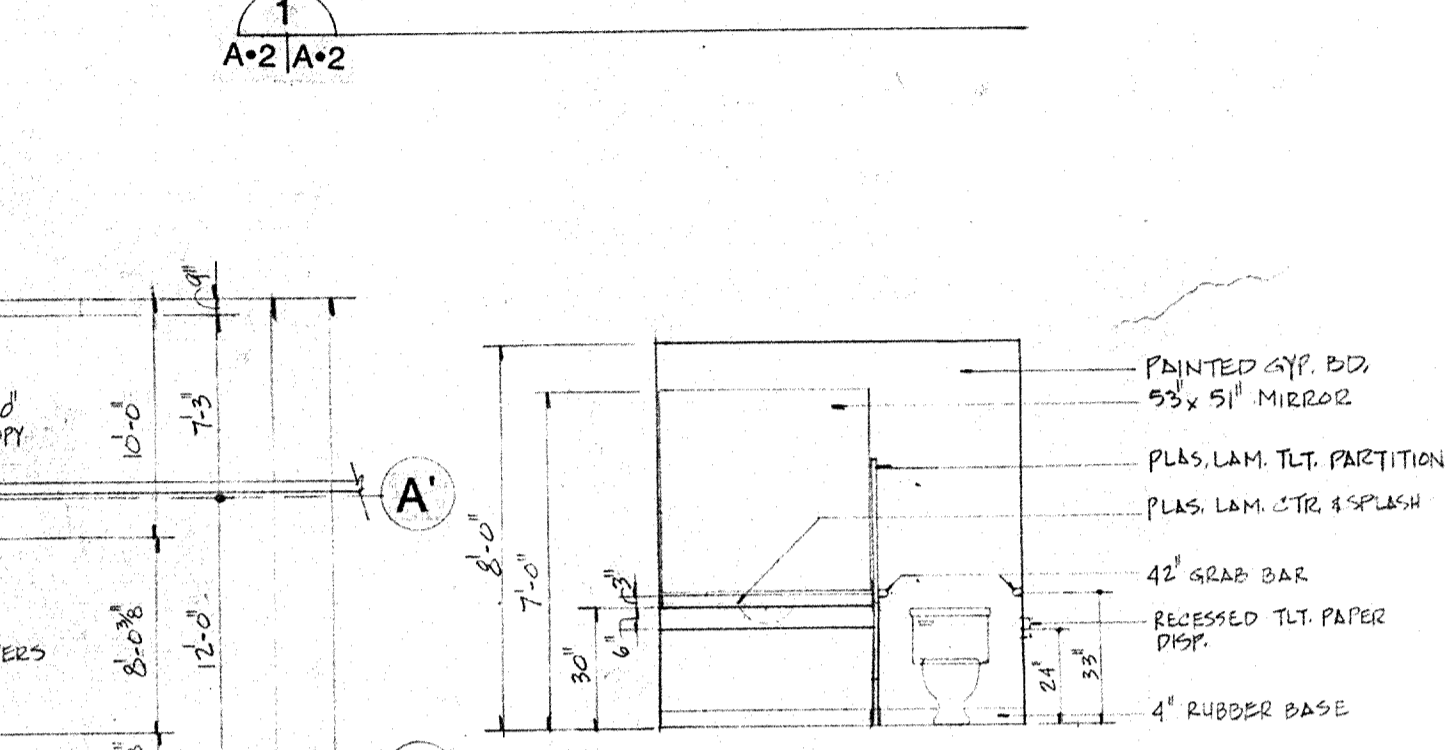
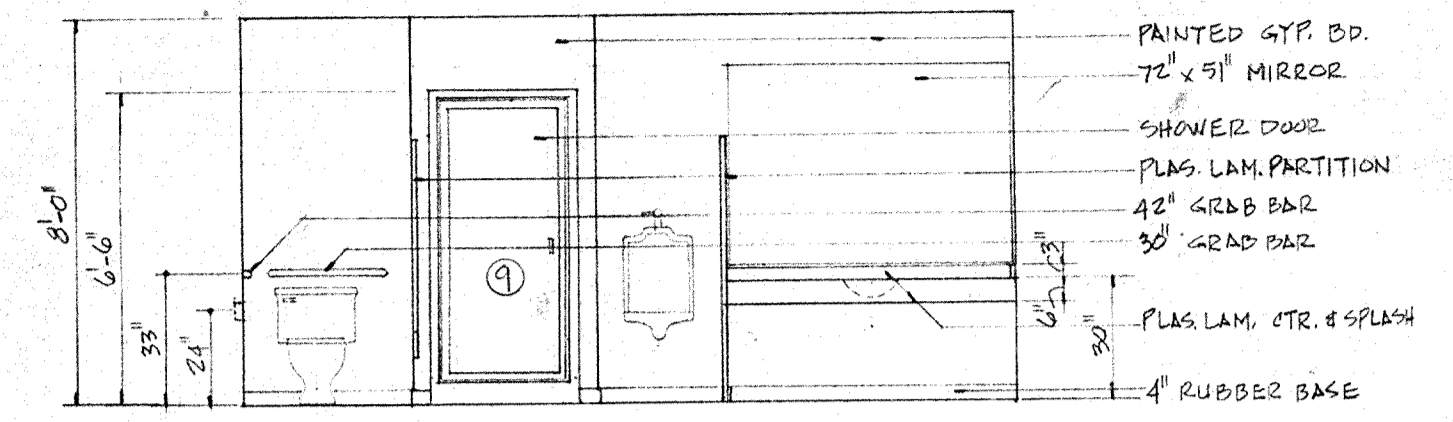
WINDOWS						
mark	size	type	material	frame	detail	remarks
A	24'-0" x 4'-0"	STOREFRONT	1/4" TEMP GLASS	ALUMINUM		W/ MULLIONS
B	2'-0" x 8'-0"	FIXED	1/4" TEMP GLASS	ALUMINUM		
C	6'-0" x 4'-0"	FIXED	1/4" MISO WOOD GLASS	STEEL		1 1/2" HR. RATED FRAME W/ 6" TREAT W/ CENTER MULLION
D	14'-0" x 4'-0"	FIXED	1/4" TEMP GLASS	STEEL		W/ MULLIONS

**finish schedule**

room	floor	walls	base	ceiling	clg. ht.
ENTRANCE FOYER	VCT	PAINTED GYP. BD.	4" RUBBER	2 x 4 LAY-IN ACOUSTIC TILE	9'-0"
CONFERENCE ROOM	CARPET	do	do	do	do
A.V. ROOM	do	do	do	do	do
OFFICE	do	do	do	do	do
SUPPLY ROOM	do	do	do	do	do
CORRIDOR	VCT	do	do	do	do
MEN	do	do	do	do	do
WOMEN	do	do	do	do	do
CLOSETS	CARPET	do	do	do	do
UTILITY ROOM	SEALED CONCRETE	do	do	UNFINISHED	do
THINNER ROOM	do	PAINTED GYP. BD. & CONCR. BLOCK	do	EXPOSED STRUT.	VARIES
WAREHOUSE	do	do	do	do	do

**hardware schedule**

mark	description
HW-1	CYLINDER LOCK & PANIC LATCH, BALANCE BY DOOR MANUF.
HW-2	BUTTS, LOCKSET, CLOSER, THRESHOLD, WEATHERSTRIPPING
HW-3	BUTTS, LOCKSET, CLOSER, FLOOR STOP
HW-4	BUTTS, LOCKSET, FLOOR STOP
HW-5	BUTTS, PASSAGE SET, CLOSER, FLOOR STOP
HW-6	BUTTS, PASSAGE SET, FLOOR STOP
HW-7	BI-FOLD DOOR HARDWARE
HW-8	BUTTS, LOCKSET (GOOD INSIDE ONLY - PLATE OUTSIDE), THRESHOLD, WEATHERSTRIPPING



**floor plan** scale: 1/8"=1'-0"

**typical exterior head & jamb detail** scale: 1"=1'-0"

**typical c.m.u. joint details** no scale

<p>project no. 87094 date 10 Dec. 87 scale NOTED drawn by DPG checked by SFC</p>	<p><b>CASERTA / CARROLL ARCHITECTS</b> A Professional Corporation 110 James Drive West / Suite 200 / St. Rose, LA 70087 / 504-466-0988</p> <p><b>PPG INDUSTRIES • TRAINING &amp; DISTRIBUTION CENTER</b> James Business Park • St. Rose, Louisiana</p> <p><b>BRACKLEY &amp; VOELKEL • GENERAL CONTRACTORS</b></p>
<p>A-2</p>	<p>2</p>
<p>14</p>	

BRUNING 40-22 6371