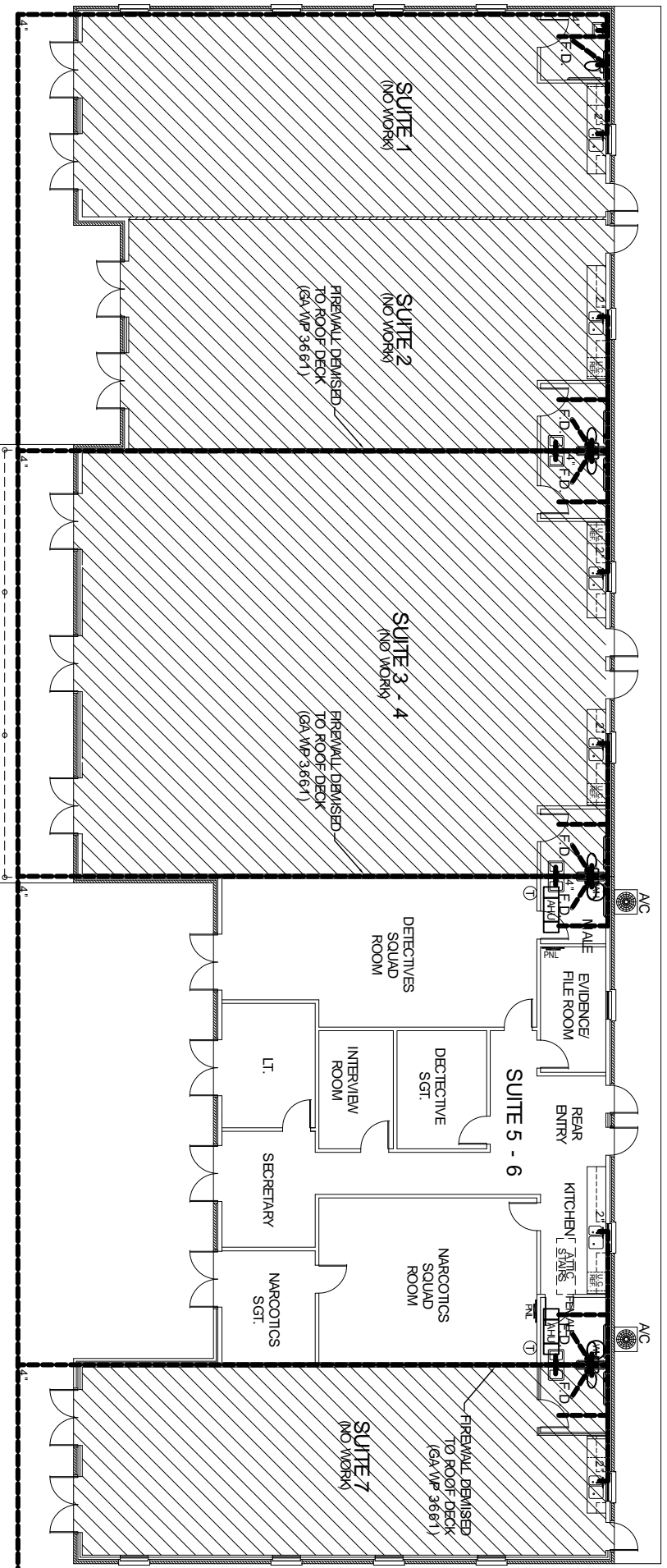


PLUMBING NOTES

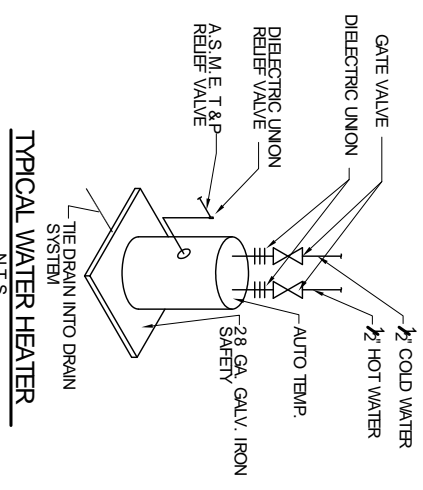
1. PROVIDE ALL LABOR, MATERIAL AND EQUIPMENT FOR A COMPLETE OPERATING SYSTEM. THE SYSTEM SHALL INCLUDE HOT AND COLD WATER PIPING, SEWER AND VENT PIPING, INSULATION, WATER HEATER HANGERS, VALVES, SUPPORTS WITHOUT ANY RESTRICTIONS TO COLUMN, CUT AND PATCH AS REQUIRED TO INSTALL PIPES.
2. ALL WORK AND MATERIAL SHALL CONFORM STRICTLY TO THE LATEST LOCAL, CITY, PARISH, STATE AND NATIONAL GOVERNING CODES.
3. CONTRACTOR IS TO FIELD VERIFY ALL EXISTING UTILITY LOCATIONS, ELEVATIONS AND SIZES PRIOR TO COMMENCING ANY WORK. CONTRACTOR SHALL PAY NECESSARY FEES FOR THE UTILITIES CONNECTIONS AND DRAINAGE PIPES.
4. SEWERAGE LINES 3-INCH AND SMALLER SHALL BE SLOPED 1/8" PER FOOT AND LINE 4-INCH AND LARGER SHALL BE 1/4" PER FOOT.
5. TEST ALL PIPING AT REQUIRED PRESSURE.
6. ALL PLUMBING SHALL BE CLOSELY COORDINATED WITH STRUCTURAL SYSTEM, MECHANICAL SYSTEM AND ELECTRICAL TO INSURE NO TRADES WILL CONFLICT WITH EACH OTHER.
7. DO NOT SCALE DRAWINGS. SEE ARCHITECTURAL DRAWINGS FOR EXACT LOCATIONS OF DOORS, WINDOWS, WALLS, FIXTURES, ETC.
8. ALL WATER MAINS AND PIPING NOT SHOWN FOR CLARITY. ALL LOCATIONS FIELD VERIFIED.
9. DOMESTIC HOT AND COLD WATER PIPING AND FITTINGS UNDER SLAB SHALL BE ASTM B88 COPPER WATER TUBE, TYPE K SOFT ANNEALED. NO JOINTS SHALL BE ALLOWED UNDER THE SLAB.
10. DOMESTIC WATER PIPING AND FITTINGS ABOVE THE SLAB SHALL BE ASTM B88 COPPER WATER TUBE TYPE L HARD DRAWN WITH COPPER PRESSURE TYPE FITTINGS, ANSI B16.22. THE JOINTS SHALL BE SOLDERED TYPING USING ASTM B32. ALLOW GRADE 95A (95-5) SOLDER.
11. SOIL WASTE VENT PIPING AND FITTINGS ABOVE THE SLAB SHALL BE SERVICE WEIGHT CAST IRON PIPE WITH BELL AND SPIGOT ENDS AND ONE PIECE NEOPRENE INSERT TYPE GASKET. USE PVC SCHEDULE 40 OR ABS DWV PIPES AND FITTINGS WHERE PERMITTED BY CODE.
12. ALL WATER PIPING AND FITTINGS ABOVE THE FLOOR SHALL BE INSULATED WITH 1/2" THICK FIBERGLASS INSULATION AND JACKET.
13. ALL ELECTRICAL, MECHANICAL AND PLUMBING PENETRATING FIRE PARTITIONS SHALL BE FIRE CAULKED (PENETRATIONS THROUGH RATED CONSTRUCTION SHALL BE SEALED WITH A MATERIAL CAPABLE OF PREVENTING THE PASSAGE OF FLAMES AND HOT GASES WHEN TESTED IN ACCORDANCE WITH ASTM-E814.)
14. ALL PLUMBING LINES SHOWN ARE DIAGRAMMATIC.




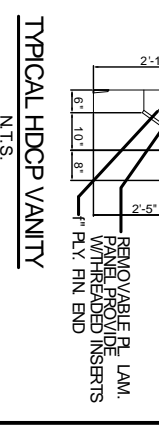
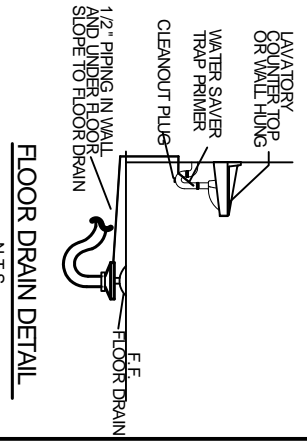
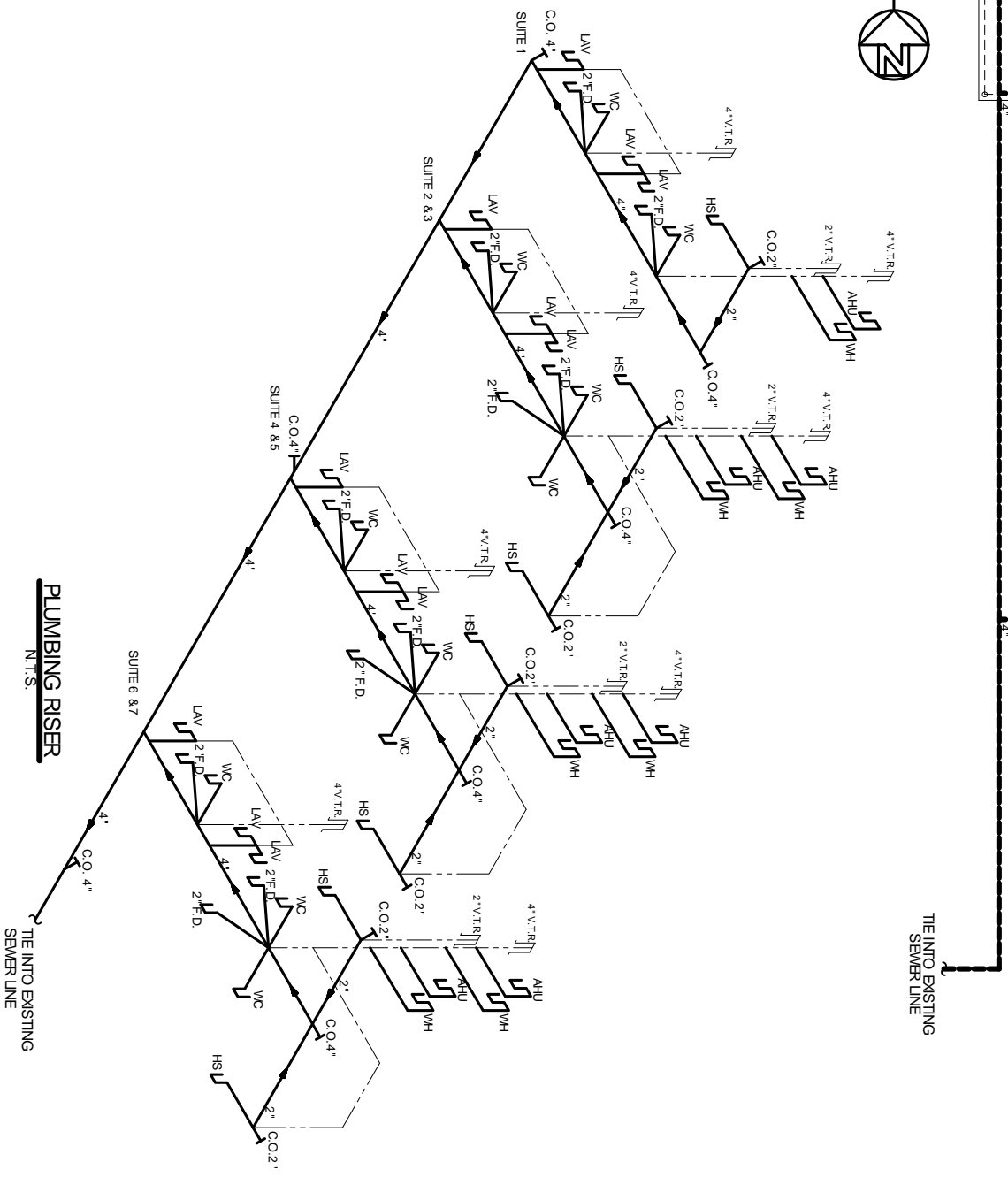
PLUMBING FIXTURE SCHEDULE

MARK	DESCRIPTION	TYPE	ROUGH IN SIZES	NOTES
WC	H.C. WATER CLOSET	VALVE	4" x 4" x 4"	-
LAV	H.C. LAVATORY	WALL HUNG	2" x 2" x 1/2" x 1/2"	1, 2, 3
F.D.	FLOOR DRAIN	-	2" x 2" x 1/2" x 1/2"	4
HS	HAND SINK	-	2" x 2" x 1/2" x 1/2"	-
WH	WATER HEATER DRAIN	-	2" x 2" x 2"	-

- NOTES:
1. INSULATE PIPING FOR HANDICAP FIXTURE.
 2. PROVIDE CHAIR CARRIER FOR WALL HUNG FIXTURE.
 3. H.C. - HANDICAP FIXTURE
 4. INSTALL CONTINUOUS DRIP VALVE ON ALL FLOOR DRAINS.
 5. FIXTURES SELECTED BY OWNERS.



PLUMBING RISER



DAMMON ENGINEERING, INC.
 CHIEF ENGINEER
 EMMETT DAMMON, P.E.
 CHIEF ARCHITECT
 ROBERT WILTSE

1095 FLORIDA AVENUE
 SLIDELL, LA. 70458
 OFFICE: 985-649-5832
 FAX: 985-641-5950

ARCHITECTURE
 ENGINEERING
 STUDIES
 PLANNING
 INVESTIGATION
 EXPERT WITNESS

SUITES 5-6
 TENANT
 BUILDOUT

DEREK DRIVE
 PROPERTY
 1303/307 DEREK DR
 HAMMOND, LA

PLUMBING PLAN

REV:
 SCALE: AS NOTED
 JOB#: 1984
 DATE: 12-9-08
 SHEET 11

P-1

OF 11