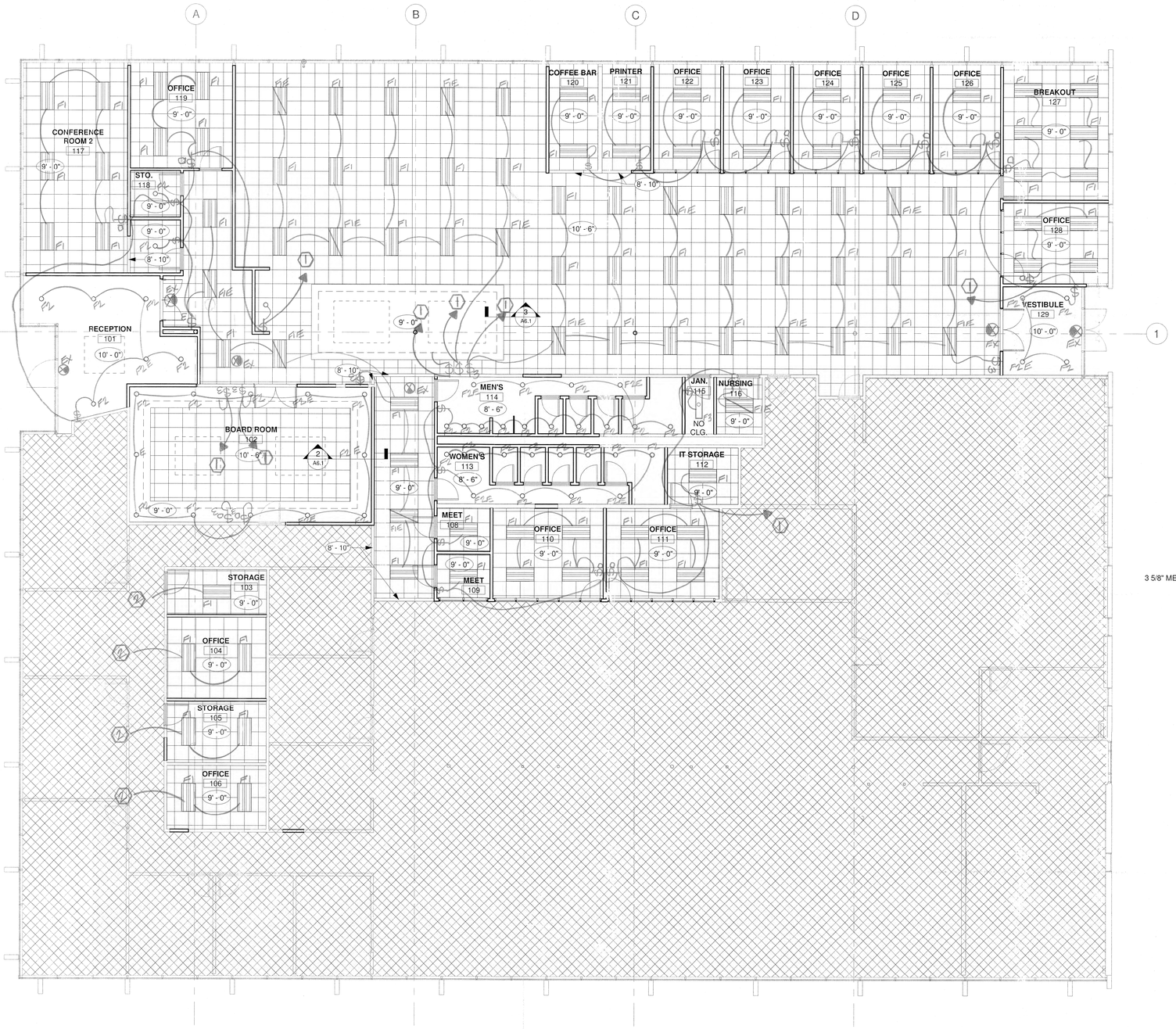

1 A6.1 REFLECTED CEILING PLAN
1/8" = 1'-0"

REFLECTED CEILING PLAN LEGEND:

- INDICATES AREAS OF BUILDING WHERE NO WORK WILL OCCUR
- SPECIALTY FIXTURE TO BE CHOSEN BY OWNER AND ARCHITECT, SEE NOTE 5 BELOW
- GYPSUM BOARD CEILING
- 2x2 ACOUSTICAL CEILING TILE
- RECESSED CAN LIGHT
- 2 x 4 DIRECT INDIRECT LED FIXTURE
- 1 x 4 FLUORESCENT LIGHT FIXTURE

GENERAL NOTES:

1. ARCHITECTURAL REFLECTED CEILING PLAN SHOWS A PRELIMINARY LAYOUT OF ALL LIGHTING. FINAL LIGHTING PLAN TO BE DETERMINED IN CONJUCTION WITH CONTRACTORS LIGHTING REPRESENTATIVE, ARCHITECT, AND OWNER.
2. SMOKE DETECTOR AND OTHER ELECTRICAL AND MECHANICAL EQUIPMENT SHALL BE CENTERED IN THE CEILING TILE OR UNIFORMLY SPACED AT GYPSUM BOARD CEILINGS.
3. PROVIDE R19 INSULATION ABOVE ALL CEILINGS.
4. COORDINATE LOCATIONS OF ALL LIGHTING OVER FURNITURE WITH FURNITURE INSTALLER.
5. CONTRACTOR TO INCLUDE AN ALLOWANCE OF $10,000 FOR SPECIALTY FIXTURE SELECTION.

1 - CONNECT TO EXISTING CIRCUIT MADE AVAILABLE DURING DEMOLITION OF THE OLD TENANT SPACE.

2 - TIE TO EXISTING SWITCH IN ROOM.

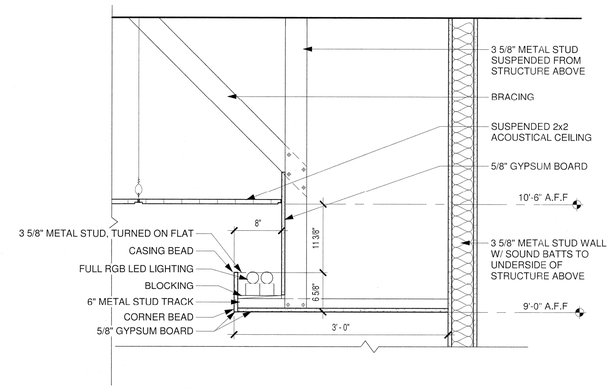

2 A6.1 BOARD ROOM COVE DETAIL
1" = 1'-0"

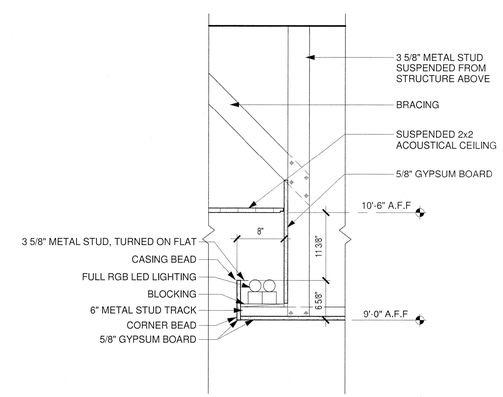

3 A6.1 WORK AREA COVE DETAIL
1" = 1'-0"

fl+WB architects
a professional corporation in continuous practice since 1981
architecture planning interiors sustainable design consulting
1404 GREENGATE DRIVE, SUITE 101
COVINGTON, LA 70433
985-893-4100

ISSUE	DATE

CANTIUM EXPANSION

111 PARK PLACE
COVINGTON, LA 70433

PRELIMINARY DESIGN

Date
18.OCT.19

REFLECTED CEILING PLAN

Job No. 219043.01

Drawn by VJC | Checked by KJW

Sheet No. A6.1

THESE DRAWINGS ARE THE SOLE PROPERTY OF FLWB ARCHITECTS, APC AND ARE ISSUED AS INSTRUMENTS OF SERVICE. THESE DRAWINGS SHALL NOT BE COPIED, REPRODUCED OR USED IN ANY MANNER WITHOUT WRITTEN CONSENT OF FLWB ARCHITECTS, APC.