LEGEND

SYMBOL	DESCRIPTION
—— S —— S ——	SANITARY SEWER
—— V —— V ——	VENT PIPE
—‖CO	CLEAN OUT
FD●—	FLOOR DRAIN

PLUMBING ABBREVIATIONS

LAV	LAVATORY	FD	FLOOR DRAIN
WC	WATER CLOSET	CO	CLEAN OUT
WH	WATER HEATER	CD	A/C CONDENSER

GENERAL PLUMBING NOTES

1. PLUMBING LINES SHOWN ARE DRAWN DIAGRAMMATIC IN NATURE AND REPRESENT CONCEPTUAL ROUTING ONLY. CONTRACTOR IS RESPONSIBLE FOR FIELD VERIFICATION OF ALL ACTUAL CONDITIONS.
2. PROVIDE ALL LABOR, MATERIAL, TRANSPORTATION, SUPERVISION, CLEAN-UP, SERVICES, AND EQUIPMENT FOR A COMPLETE OPERATING SYSTEM. THE SYSTEM SHALL INCLUDE HOT AND COLD WATER PIPING, SEWER AND VENT PIPING, INSULATION, WATER HEATER, HANGERS, VALVES, SUPPORTS WITHOUT ANY RESTRICTIONS TO VOLUME. CUT AND PATCH AS REQUIRED TO INSTALL PIPES.
3. ALL WORK AND MATERIAL SHALL CONFORM STRICTLY TO THE LATEST LOCAL CITY, PARISH, STATE AND NATIONAL GOVERNING CODES. MUST MEET LA STATE PLUMBING CODE 2013 REQUIREMENTS.
4. CONTRACTOR IS TO FIELD VERIFY ALL EXISTING UTILITY LOCATIONS, ELEVATIONS AND SIZES PRIOR TO COMMENCING ANY WORK. CONTRACTOR SHALL PAY NECESSARY FEES FOR THE UTILITIES CONNECTIONS.
5. CONTRACTOR IS RESPONSIBLE TO VERIFY THE EXISTING INVERTS AND SET NEW INVERTS OF SEWERAGE AND DRAINAGE PIPES.
6. SEWERAGE LINES 3-INCH AND SMALLER SHALL BE SLOPED 1/4" PER FOOT AND LINES 4-INCH AND LARGER SHALL BE 1/8" PER FOOT.
7. TEST ALL PIPING AT REQUIRED PRESSURE.
8. ALL PLUMBING SHALL BE CLOSELY COORDINATED WITH STRUCTURAL, MECHANICAL SYSTEM AND ELECTRICAL SYSTEMS TO INSURE NO TRADES WILL CONFLICT WITH EACH OTHER.
9. DO NOT SCALE DRAWINGS. SEE ARCHITECTURAL DRAWINGS FOR EXACT LOCATIONS OF DOORS, WINDOWS, WALLS, FIXTURES, ETC.
10. ALL WATER MAINS AND PIPING NOT SHOWN FOR CLARITY, ALL LOCATIONS FIELD VERIFIED.
11. DOMESTIC HOT AND COLD WATER PIPING AND FITTINGS UNDER SLAB SHALL BE ASTM B88 COPPER WATER TUBE, TYPE K, SOFT ANNEALED. NO JOINTS SHALL BE ALLOWED UNDER THE SLAB.
12. DOMESTIC WATER PIPING AND FITTINGS ABOVE THE SLAB SHALL BE ASTM B88 COPPER WATERTUBE, TYPE L. HARD DRAWN WITH COPPER PRESSURE TYPE FITTINGS, ANSI B16.22. THE JOINTS SHALL BE SOLDERED TYPE USING ASTM B32, ALLOY GRADE 95A (95-5) SOLDER.
13. SOIL, WASTE, VENT PIPING AND FITTINGS ABOVE THE SLAB SHALL BE SERVICE WEIGHT CAST IRON PIPE WITH BELL AND SPIGOT ENDS AND ONE PIECE NEOPRENE INSERT TYPE GASKET. USE PVC SCHEDULE 40 OR ABS DWV PIPES AND FITTINGS WHERE PERMITTED BY CODE.
14. ALL WATER PIPING AND FITTINGS ABOVE THE FLOOR SHALL BE INSULATED WITH 1/2" THICK FIBERGLASS INSULATION AND JACKET.
15. ALL ELECTRICAL, MECHANICAL AND PLUMBING ELEMENTS PENETRATING FIRE PARTITIONS SHALL BE FIRE CAULKED. (PENETRATIONS THROUGH RATED CONSTRUCTION SHALL BE SEALED WITH A MATERIAL CAPABLE OF PREVENTING THE PASSAGE OF FLAMES AND HOT GASES WHEN TESTED IN ACCORDANCE WITH ASTM-E814.)
16. SEE ROOF PLAN FOR PLUMBING ROOF PENETRATIONS. ROUTE VENT PIPES IN ATTIC AS NECESSARY.
17. ALL VENTS THROUGH ROOF (VTR) SHALL BE LOCATED A MINIMUM OF 10'-0"FROM ANY MECHANICAL OR NATURAL AIR INTAKE.

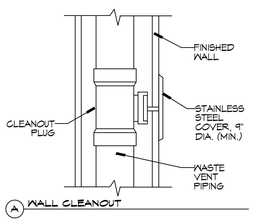

(A) WALL CLEANOUT

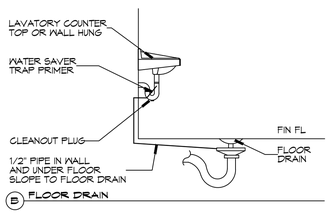

(B) FLOOR DRAIN

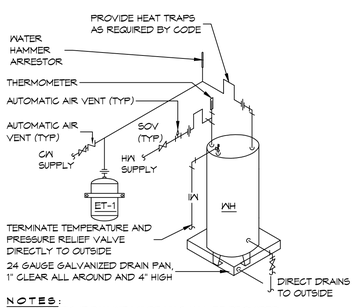

NOTES:
1. A WATERTIGHT PAN WITH 1" DRAIN SHALL BE PROVIDED UNDER WATER HEATER.

(C) WATER HEATER

TYPICAL DETAILS
SCALE: NTS

MISCELLANEOUS PLUMBING

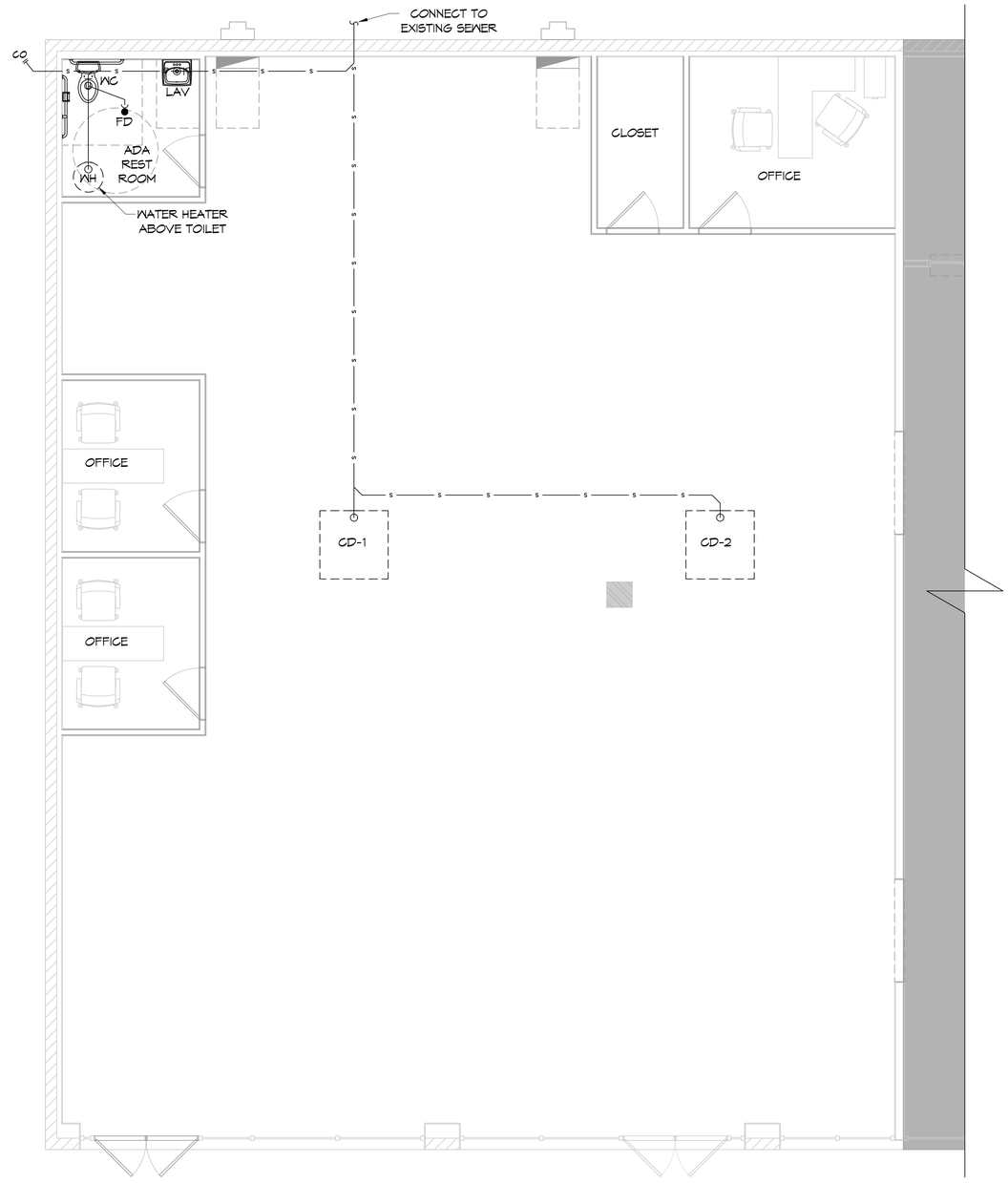

9 PLUMBING PLAN
SCALE: 1/4"=1'-0"

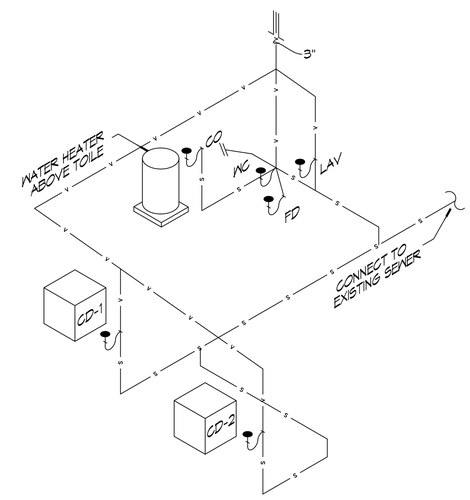

10 PLUMBING RISER DIAGRAM
SCALE: NTS

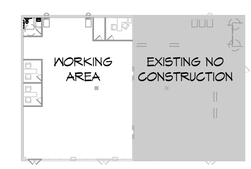

KEY PLAN
SCALE: 1/32"=1'-0"

DAMMON ENGINEERING, INC.
LOUISIANA & MISSISSIPPI
www.dammoneng@engineering.com
info@dammoneng@engineering.com
PH: 985.649.5832
Chief Engineer: Brian Mistich, PE
5540 Crosstown Trail
Slidell, LA 70458

#	DESCRIPTION	DATE

REVISIONS

SEAL:

RENOVATION
ACTION PHYSICAL THERAPY & SPORTS MEDICINE
107 SOUTH MILITARY RD.
SLIDELL, LA 70461

JOB No: | DATE: 10-21-2021
DRAWN BY: TNT | CHECKED BY: CKD

THE INFORMATION CONTAINED ON THIS DRAWING IS THE SOLE PROPERTY OF DAMMON ENGINEERING. ANY REPRODUCTION IN PART OR AS A WHOLE WITHOUT THE WRITTEN PERMISSION OF DAMMON ENGINEERING IS PROHIBITED. ONLY THOSE PLANS AND SPECIFICATIONS BEARING THE LICENSED PROFESSIONAL ENGINEER'S SEAL, SIGNATURE AND DATE ARE TO BE CONSIDERED VALID AND ACCEPTABLE.

SHEET TITLE:
PLUMBING PLAN AND PLUMBING RISER DIAGRAM

DRAWING NUMBER:
P101

SHEET No: 5 of 8

FILE NAME: J:_Projects - Medical - Dental\Grey Eagle Physical Therapy - Slidell\Drawings\Current Drawings\P101 - Plumbing Plan.dwg PLOT DATE & TIME: Wednesday, October 27, 2021 1:23:59 PM