

DAMMON
ENGINEERING, INC.

CHIEF ENGINEER
EMMETT
DAMMON, P.E.
CHIEF ARCHITECT
ROBERT
WILTSE

1095 FLORIDA AVENUE
SLIDELL, LA. 70458
OFFICE: 985-649-5632
FAX: 985-641-5950

WEBSITE:
WWW.DAMMONENGINEERING.COM
EMAIL:
DAMMONENG@BELLSouth.NET

ARCHITECTURE
ENGINEERING
STUDIES
PLANNING
INVESTIGATION
EXPERT WITNESSES

**NEW OFFICE
RENOVATIONS
(FORMERLY
McDONALDS)**

WILLIAM R. FINLLEY
3017 PONTCHARTRAIN
DRIVE
SLIDELL, LA
70458

**NEW AND
EXISTING
LANDSCAPING
PLAN & DETAILS**

REV:	
SCALE: AS NOTED	
JOB#: 1974	
DATE: 06-10-08	
SHEET	

OF

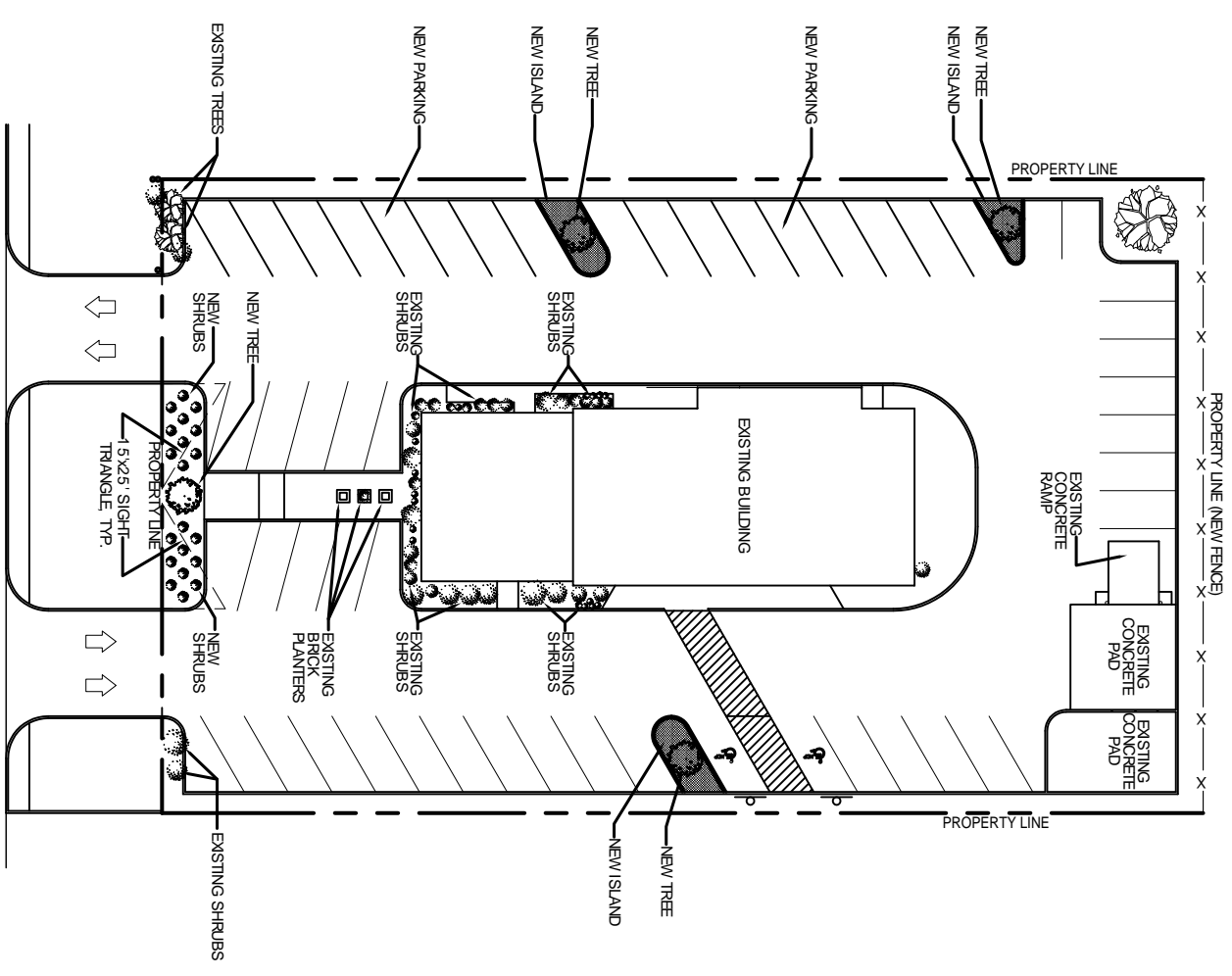
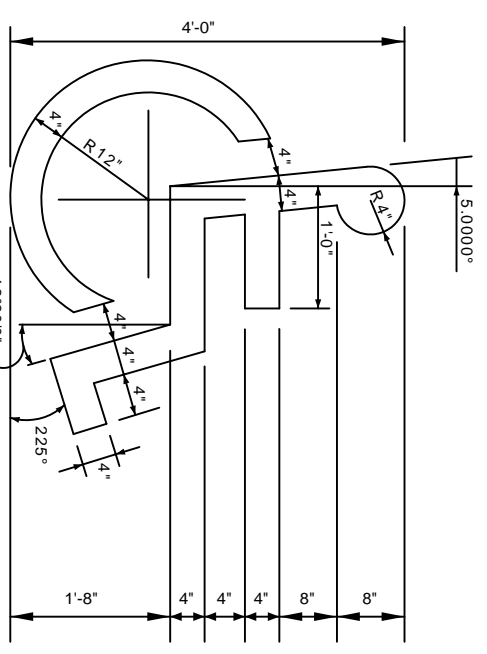
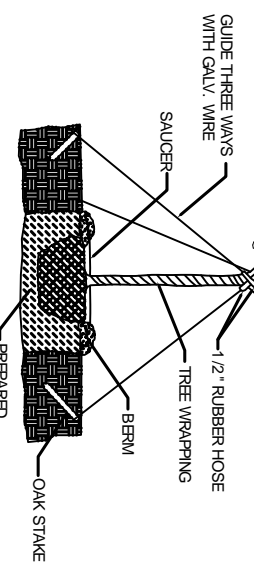
C-2

- LEGEND**
- PROPERTY LINE
 - X-X- NEW WOOD FENCE
 - EXISTING BUILDING OUTLINE
 - NEW HANDICAP PARKING DECAL
 - NEW HANDICAP PARKING SIGN

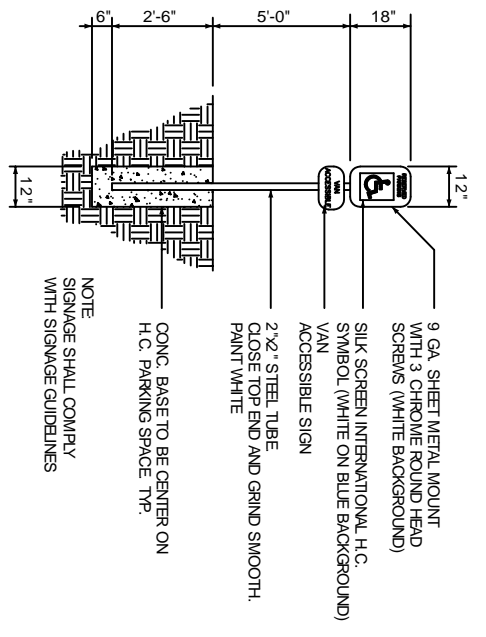
LANDSCAPE REQUIREMENTS
SEE NOTES FOR REQUIREMENTS

- NEW TREE
- EXISTING TREE
- NEW SHRUB
- EXISTING SHRUB

NOTE:
ALL TREES PLANT EQUAL TO
OR ABOVE GROUND 1" - 2"



HANDICAP PARKING SIGN
N.T.S.



VICINITY MAP
N.T.S.

