

894 ROBERT BOULEVARD
SLIDELL, LOUISIANA 70458
PH. 985-643-2427
FAX 985-643-2691
RROTOL@ROTOLOCONSULTANTS.COM

EQUIPMENT ROOM NOTES

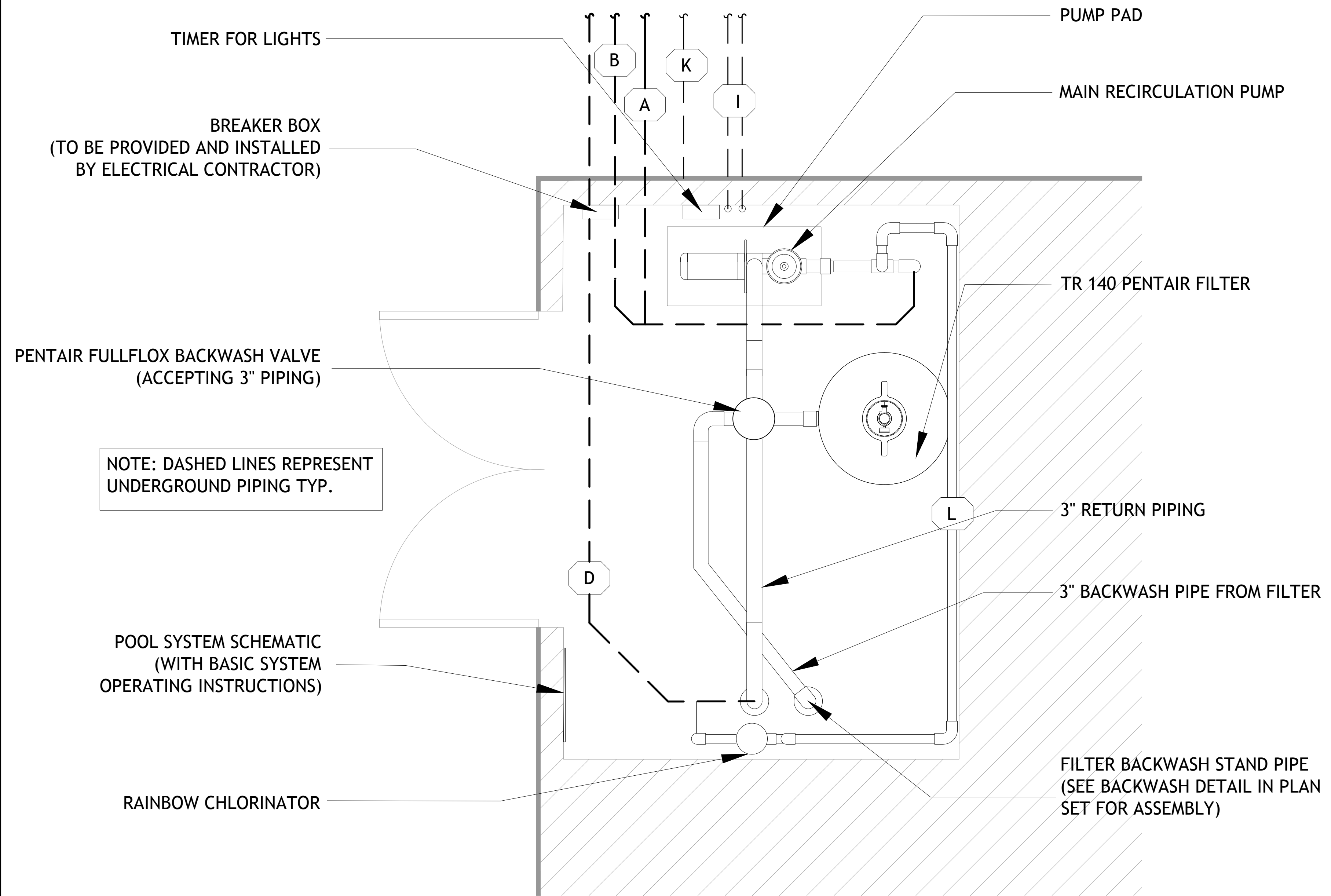
1. DASHED LINES REPRESENT PIPING AND CONDUIT ROUTED BELOW SLAB.
2. PLUMBING CONTRACTOR TO PROVIDE 1" SLOW CLOSING SOLENOID VALVE, AND INSTALL IN COORDINATION WITH POOL CONTRACTOR.
3. ELECTRICAL CONTRACTOR TO PROVIDE ALL REQUIRED POWER FOR POOL ELECTRICAL IN EQUIPMENT ROOM.
4. PLUMBING CONTRACTOR TO PROVIDE 6" MINIMUM STUB UP DRAINAGE FOR FILTER BACKWASH LINE IN COORDINATION WITH POOL CONTRACTOR.
5. PLUMBING CONTRACTOR TO PROVIDE 1" FRESH WATER SUPPLY FOR FILL LINE TO POOL IN COORDINATION WITH POOL CONTRACTOR.

SWIMMING POOL DATA

POOL PERIMETER:	210 FEET
POOL VOLUME:	32,610 GALLONS
RECIRCULATION RATE:	5 HOUR
DESIGN FLOW RATE	109 GPM
TOTAL HEAD	64 FT
POOL AREA	1,366 SQ. FT.
POOL CAPACITY	74 EACH
POOL CONSTRUCTION	CONCRETE
POOL FINISH	PLASTER

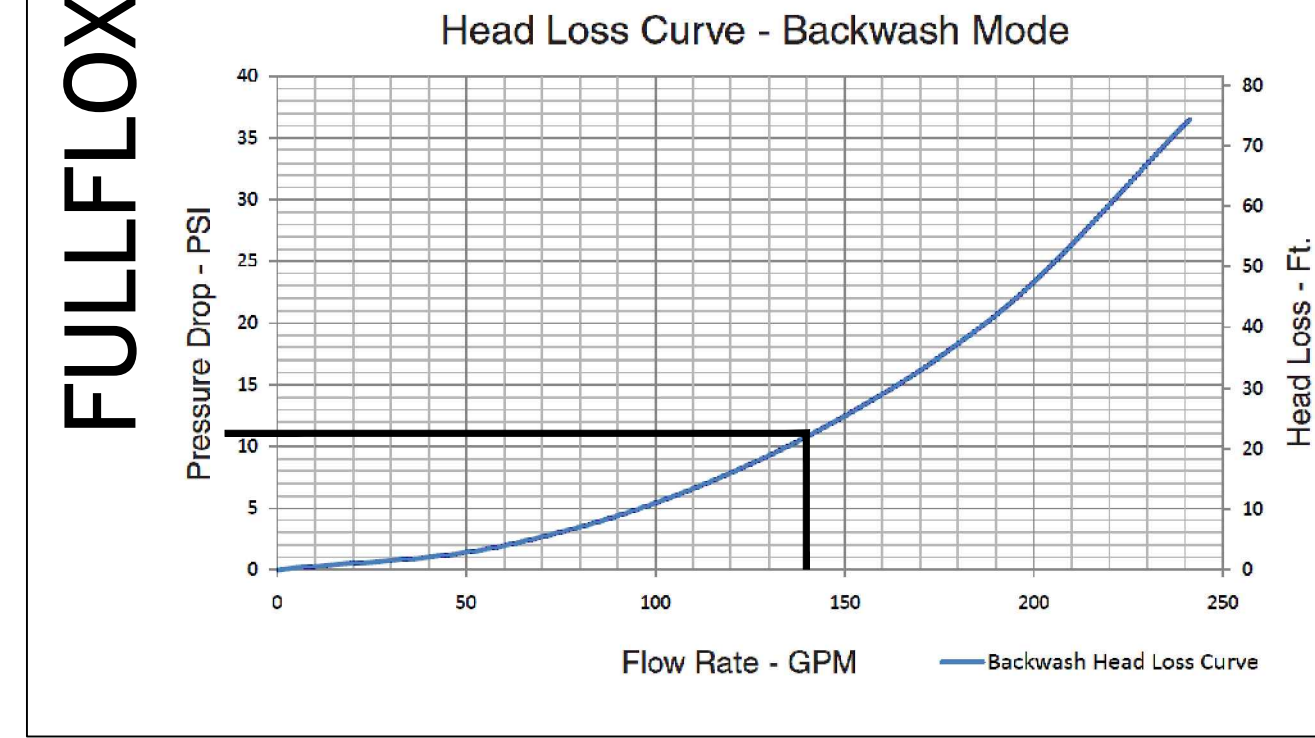
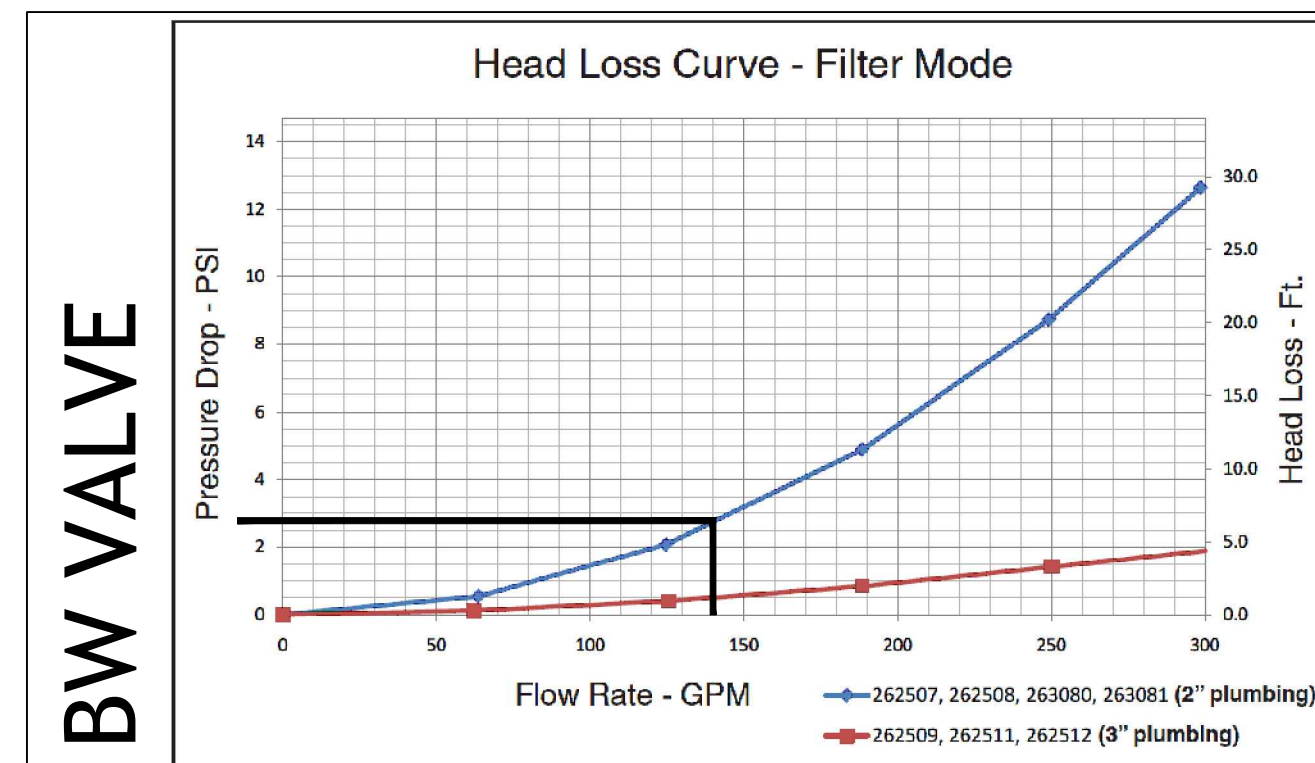
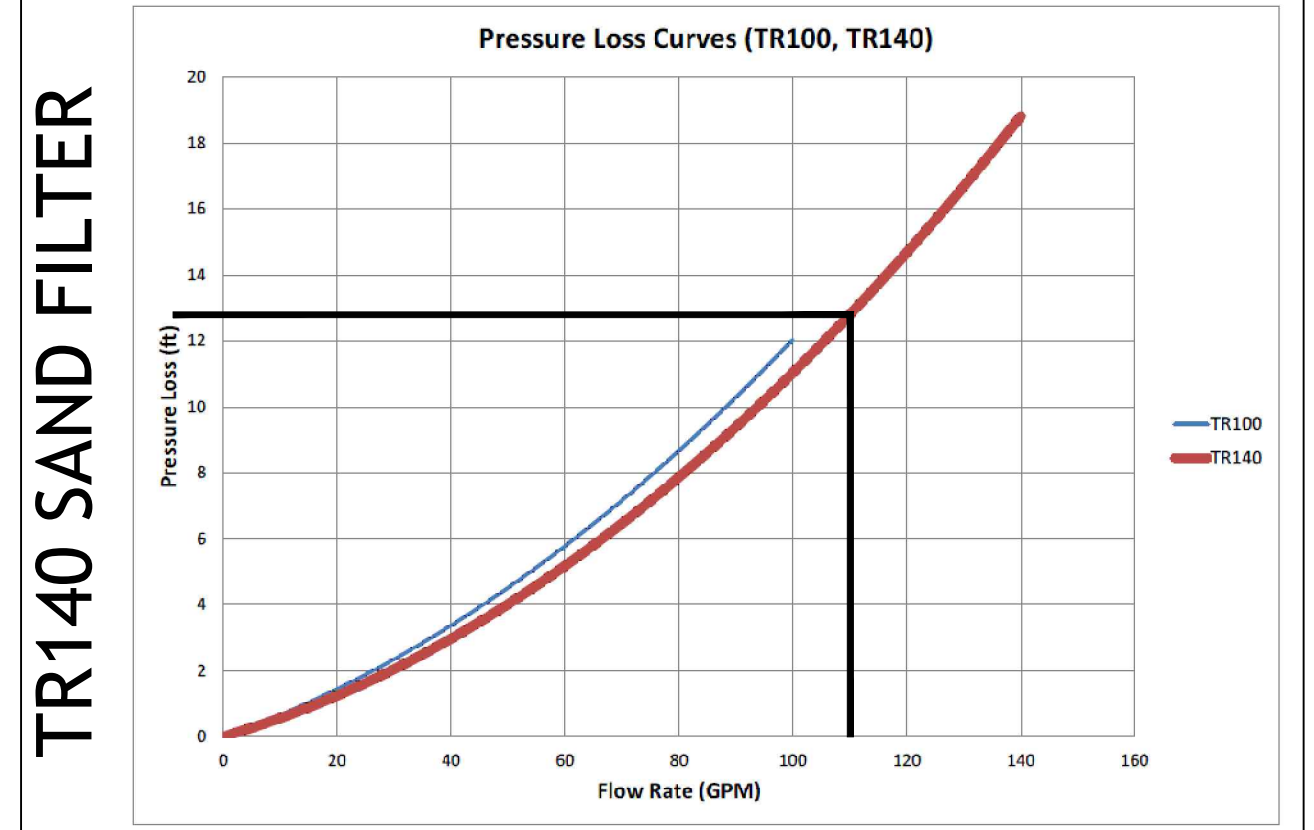
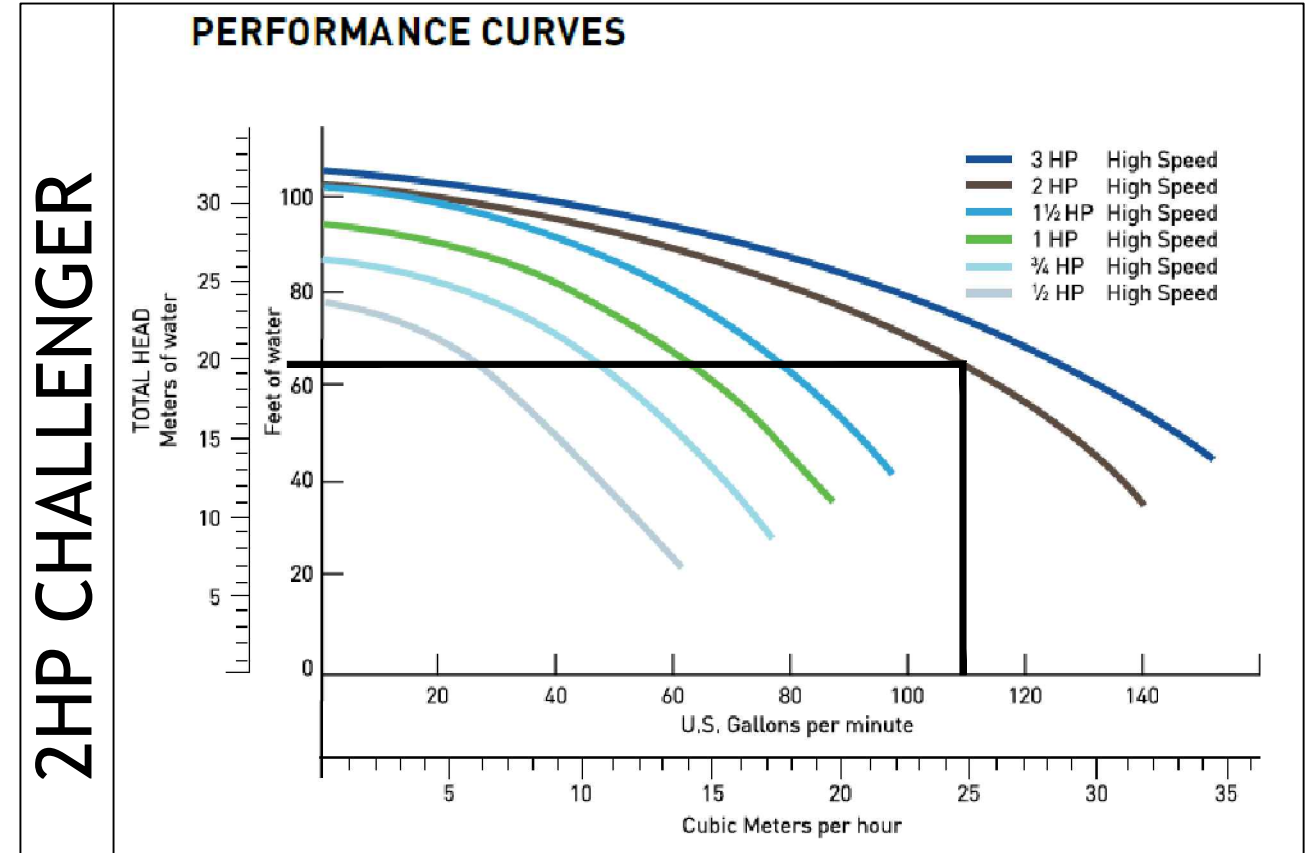
PIPE IDENTIFICATION LEGEND

IDENTIFICATION	PLAN ID	SIZE	TYPE	FLOW RATE	VELOCITY
MAIN DRAIN SUCTION	A	3.0"	SCH 40 PVC	109 GPM	4.95 FPS
SKIMMER SUCTION	B	3.0"	SCH 40 PVC	109 GPM	4.95 FPS
SKIMMER SUCTION	C	2.0"	SCH 40 PVC	58 GPM	2.86 FPS
INLET RETURN	D	3.0"	SCH 40 PVC	109 GPM	4.95 FPS
INLET RETURN	E	2.0"	SCH 40 PVC	61.42 GPM	6.27 FPS
INLET RETURN	F	1.5"	SCH 40 PVC	25.65 GPM	4.66 FPS
INLET RETURN	G	1.5"	SCH 40 PVC	6.41 GPM	1.16 FPS
INLET RETURN	H	1.5"	SCH 40 PVC	19.24 GPM	3.49 FPS
ELECTRICAL CONDUIT	I	1.0"	CONDUIT	N/A	N/A
OVERFLOW	J	3.0"	SCH 40 PVC	N/A	N/A
SUPPLY RETURN	K	2.0"	SCH 40 PVC	N/A	N/A
CHLORINE SAMPLE	L	2.0"	SCH 40 PVC	N/A	N/A



POOL EQUIPMENT LEGEND

DESCRIPTION	QTY
10" DEEP SUMP BODY-CONC-3" SLIP (MODEL# 672-2900 BY WATERWAY PLASTICS)	2 EACH
8" ROUND VGB COMPLIANT GRATE FOR MAIN DRAIN SUMP (MODEL# 640-18XX v)	2 EACH
TRITON COMMERCIAL SERIES SAND FILTER (TR-140 BY PENTAIR)	1 EACH
650 LBS OF MEDIA SAND & 275 LBS OF PEA GRAVEL TO BE 1/4" TO 1/8" DIAMETER	LUMP SUM
180008 FNS PLUS FNSP48 FULL FLOX BACKWASH VALVE FOR TR 140 SAND FILTER	1 EACH
3" FILTER SIGHT GLASS	1 EACH
U-3 SKIMMER	4 EACH
HAYWARD EYEBALL INLET RETURN FITTINGS FOR POOL WALL	14 EACH
EQUALIZER SUCTION COVER FOR U-3 SKIMMER	4 EACH
TIMER FOR POOL LIGHTS	1 EACH
INLINE CHLORINATOR (MODEL# 300-29X BY PENTAIR)	1 EACH
STA-RITE INLET FLOOR RETURN ASSEMBLY (MODEL# 08417)	4 EACH
ADA POOL LIFT (THE SCOUT BY AQUA CREEK PRODUCTS) #F-800SC-DER-D	1 EACH
300W POOL LIGHT BY PENTAIR - WHITE LED	4 EACH
2 HP, SINGLE PHASE CHALLENGER PUMP WITH STRAINER BY PENTAIR	1 EACH



EQUIPMENT ROOM LAYOUT

SCALE: 3/4" = 1'-0"

GENERAL NOTES

1. ALL PLANS, DETAILS, SECTIONS, AND NOTES ARE PROVIDED IN ADDITION TO PROJECT PLANS & SPECS PROVIDED BY THE A/E, AND ARE PROVIDED SPECIFICALLY FOR THE COORDINATION OF ALL PLUMBING, EMBEDS, POOL SHELL, POOL DECK, EQUIPMENT ROOM LAYOUT AND INSTALLATION, ALL IN RELATION SHIP TO THE CLUBHOUSE BUILDING.
2. ALL LAYOUT DIMENSIONS ARE MEASURED FROM OUTSIDE FACE OF STUD.
3. FRESH WATER SUPPLY IS TO BE PROVIDED TO THE AUTO-FILL BY OTHERS. PLUMBING CONTRACTOR TO COORDINATE WITH POOL CONTRACTOR IN LOCATING & PROVIDING FLOOR DRAIN, AND 1" MINIMUM FRESH WATER SUPPLY TO THE POOL EQUIPMENT ROOM.
4. ALL PIPING, AND WALL MOUNTED COMPONENTS TO BE FILED LOCATED IN EQUIPMENT ROOM.
5. ALL REQUIRED POWER SUPPLY TO BE PROVIDED FOR ALL POOL EQUIPMENT & LIGHTING BY OTHERS. POOL CONTRACTOR WILL BE RESPONSIBLE FOR ALL LOW VOLTAGE WIRING WITHIN THE EQUIPMENT ROOM, AND TO THE POOL LIGHTS.
6. STRUCTURAL DESIGN, SIZING, AND CALCULATIONS OF THE POOL SHELL AND POOL DECK ARE TO BE BY THE RESIDENT ENGINEER.

GENERAL NOTES

7. THE CITY OF SLIDELL WILL BE SUPPLYING THE WATER.
8. THE CITY OF SLIDELL WILL BE ACCEPTING THE WASTEWATER.
9. THE POOL DECK SIZE SHALL BE A MINIMUM OF 4FT. IN WIDTH NEXT TO ALL ALL POOL WALLS. ALL DECKING SHALL SLOPE 1/4" PER FT. AWAY FROM POOL.
10. A HOSE BIBB WITH VACUUM BREAKER SHALL BE PROVIDED FOR WASHING THE POOL DECK BY THE PLUMBING CONTRACTOR.
11. HAND RAILS SHALL MEET CODE XXIV-327.A.1
12. LADDERS SHALL MEET CODE XXIV-329.
13. POOL INLETS SHALL DISCHARGE 10" TO 15" BELOW POOL OVERFLOW.
14. A 12 FT. STRONG POLE WITH BODY HOOK - THROWING ROPE WITH BUOY SHALL MEET CODE XXIV-703a1 & 2.
15. POOL STAIRS SHALL MEET LSSC XXIV-329.
16. DECKS, RAMPS, COPING, AND SIMILAR STEP SURFACES SHALL BE SLIP RESISTANT AND EASILY CLEANABLE AS PER LAC 51: XXIV 323B.
17. DEPTH MARKERS SHALL BE SLIP RESISTING (SEE ATTACHED VENDOR DOCUMENTATION) IN ACCORDANCE WITH LAC51:XXIV.701.4.

SPRINGS AT FREMAUX TOWN CENTER
 SLIDELL LOUISIANA

Copyright 2014 Rotolo Consultants Inc.
These drawings or parts thereof, may not be reproduced in any form, by any method, for any purpose, without prior written consent from Rotolo Consultants Inc.
Contact: Rod Rotolo 985-643-2427
Project No: 82-0000-00-LA

Revisions:		
No.	Date:	Description:
01	5-11-2015	REVISED PER BOH

Date: 3-3-2015
Drawn: TJH
Checked: KD
Sheet Title:

SWIMMING POOL EQUIPMENT ROOM LAYOUT

Drawing No.

PL-1.2