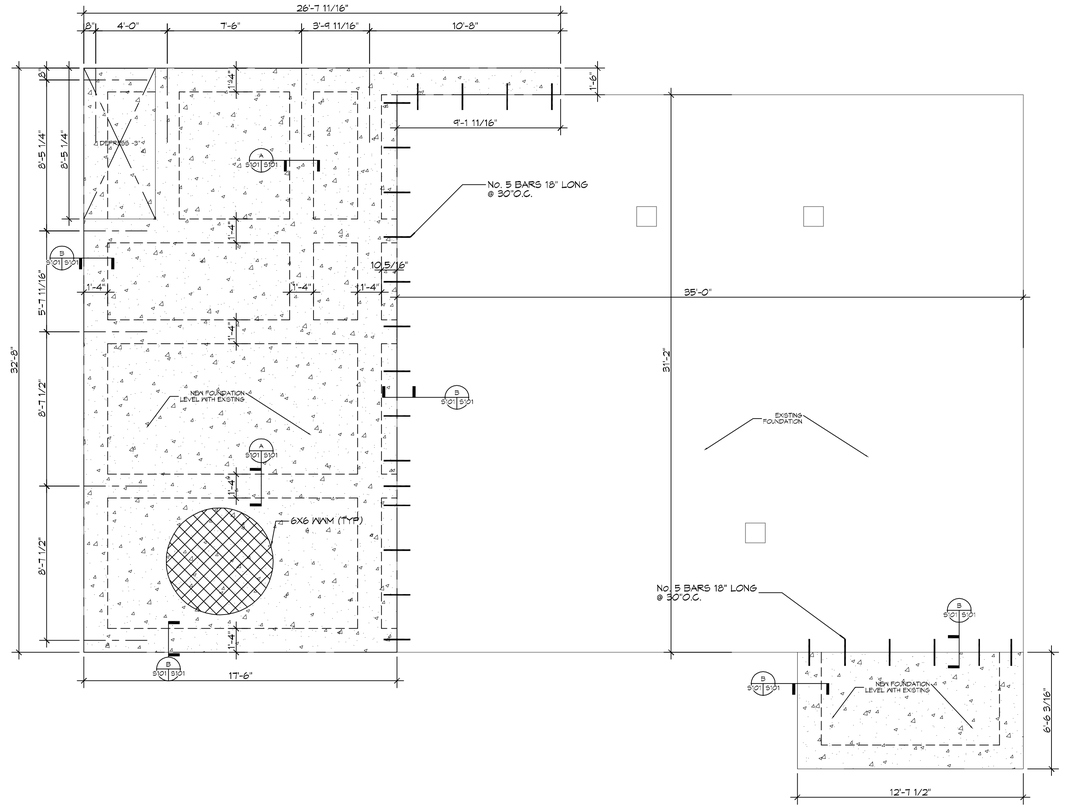

FOUNDATION PLAN

SCALE: 1/4" = 1'-0"

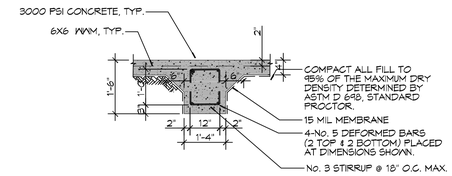

A FOUNDATION SECTION

S101|S101 SCALE: 1/2" = 1' - 0" INTERIOR GRADE BEAM

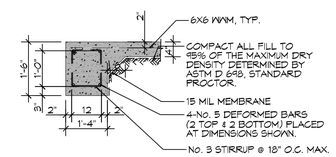

B FOUNDATION SECTION

S101|S101 SCALE: 1/2" = 1' - 0" EXTERIOR GRADE BEAM

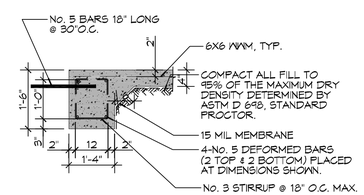

C FOUNDATION SECTION

S101|S101 SCALE: 1/2" = 1' - 0" GRADE BEAM W/DOWEL

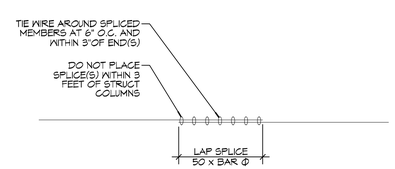

FOUNDATION DETAIL

SCALE: 1/2" = 1' - 0" TYP SPLICE DETAIL

GENERAL FOUNDATION NOTES

1. THE CONCRETE MIX SHALL HAVE A MINIMUM COMPRESSIVE STRENGTH OF 3000 PSI AT 28 DAYS. CONCRETE MIX SHALL BE IN ACCORDANCE WITH ACI-318.
2. ALL CONVENTIONAL REINFORCING SHALL MEET ASTM-A615 (GRADE 60).
3. ALL REINFORCING STEEL AND MESH SHALL BE SECURELY SUPPORTED TO PREVENT BOTH VERTICAL AND HORIZONTAL MOVEMENT DURING CONCRETE PLACEMENT.
4. THE CONTRACTOR SHALL VERIFY ALL DROPS, OFFSETS, CMU LEDGES, DIMENSIONS, AND CONFIGURATIONS. CONTRACTOR MUST BE RESPONSIBLE FOR SAME.
5. GRADE BEAM SIZES MAY VARY BY -5% TO +20%.
6. ALL SUBGRADE FILL SHALL BE SELECT GRANULAR MATERIAL COMPACTED TO 95% STANDARD PROCTOR DENSITY IN A MAXIMUM OF 6" LIFTS.
7. A MINIMUM OF 5" CONCRETE THICKNESS SHALL BE MAINTAINED THROUGHOUT THE SLAB.
8. ALL RUNOFF WATER MUST BE CARRIED AWAY FROM THE SLAB TO PREVENT SATURATION OF THE SUB-BASE.
9. ALL TREES WITHIN CLOSE PROXIMITY SHALL BE REMOVED TO PREVENT THE ROOTS FROM EXTENDING UNDER THE SLAB.
10. PROVIDE AND MAINTAIN IMMEDIATE SITE DRAINAGE BEFORE, DURING, AND AFTER CONSTRUCTION. PROVIDE GRADING, SWELLS, AND SUMP PUMPS AS MAY BE REQUIRED TO IMMEDIATELY DRAIN ALL RAINWATER FROM THE CONSTRUCTION AREA. FOOTING EXCAVATIONS SHOULD BE OBSERVED AND CONCRETE TO BE PLACED AS QUICKLY AS POSSIBLE TO AVOID EXPOSURE OF THE FOOTING BOTTOMS TO WETTING AND DRYING. SURFACE RUNOFF WATER SHOULD BE DRAINED AWAY FROM THE EXCAVATIONS AND NOT BE ALLOWED TO POND PRIOR TO OR AFTER CONCRETE PLACEMENT. IF IT IS REQUIRED THAT A FOOTING EXCAVATION BE LEFT OPEN FOR MORE THAN ONE DAY, IT SHOULD BE PROTECTED TO REDUCE EVAPORATION OR ENTRY OF MOISTURE.

DESIGN CRITERIA

THE CONSTRUCTION FOR SAID RESIDENCE, WHERE BASIC WIND SPEED IS 130 MILES PER HOUR, WIND EXPOSURE ZONE C, IS DESIGNED IN ACCORDANCE WITH: AMERICAN FOREST AND PAPER ASSOCIATION (AF&PA) WOOD FRAME CONSTRUCTION MANUAL FOR ONE AND TWO FAMILY DWELLINGS (WFCM) 2001 EDITION AS WELL AS THE INTERNATIONAL RESIDENTIAL CODE (IRC) 2015 EDITION

DAMMON ENGINEERING, INC.
LOUISIANA & MISSISSIPPI
www.dammonengineering.com
info@dammonengineering.com
PH: 985.649.5832
Chief Engineer: Brian Mistich, PE
554 Old Spanish Trail
Slidell, LA 70458

REVISIONS

#	DESCRIPTION	DATE

SEAL:

02-19-2020

NEW RESIDENTIAL

CHARLOTTE HOOD

28190 CREOLE ROAD
LACOMBE, LA 70445

JOB No:	2019	DATE:	09-26-2019
DRAWN BY:	CKD	CHECKED BY:	BAM

THIS DRAWING IS THE PROPERTY OF DAMMON ENGINEERING, INC. ANY REPRODUCTION OR DISTRIBUTION OF THIS DRAWING IS PROHIBITED WITHOUT THE WRITTEN CONSENT OF DAMMON ENGINEERING, INC. ANY PERSON OR ENTITY MAKING ANY USE OF THIS DRAWING OBTAINED FROM THIS OFFICE, OR WHICH IS OTHERWISE LATER IN POSSESSION OF ANY PERSON OR ENTITY OTHER THAN THIS OFFICE, AGREES TO INDEMNIFY AND HOLD HARMLESS THIS OFFICE FROM ANY CLAIM ARISING OUT OF THE USE OF THE DOCUMENT.

SHEET TITLE:
FOUNDATION DESIGN

DRAWING NUMBER:

S101

SHEET No: 1 of # 10