DOOR SCHEDULE

MK	WIDTH	HEIGHT	THK	DOOR MAT	FRAME MAT	RATED	REMARKS
100	(2) 3'-0"	8'-0"	1-3/4"	INSUL MTL	MTL	NR	
101	2'-8"	8'-0"	1-3/4"	MASONITE	WOOD	NR	
102	(2) 2'-6"	8'-0"	1-3/4"	MASONITE	WOOD	NR	
103	2'-6"	8'-0"	1-3/4"	MASONITE	WOOD	NR	
104	3'-0"	8'-0"	1-3/4"	MASONITE	WOOD	NR	
105	2'-0"	8'-0"	1-3/4"	MASONITE	WOOD	NR	
106	3'-0"	8'-0"	1-3/4"	INSUL MTL	MTL	NR	
107	(2) 9'-0"	7'-0"	-	MTL	MTL	NR	GARAGE DOOR

FINISH SCHEDULE

ROOM NAME	FLOOR	BASE	WALL	CEILING	REMARKS
FIRST FLOOR	LAMINATE WOOD	6" BASEBOARD	5/8" GYP BD	5/8" GYP BD	TYPE "X"
BATHROOMS	CERAMIC	CERAMIC	5/8" GYP BD	5/8" GYP BD	MOISTURE RESISTANT TYPE "X"
SECOND FLOOR	LAMINATE WOOD	6" BASEBOARD	5/8" GYP BD	5/8" GYP BD	TYPE "X"

WINDOW SCHEDULE

MK	SIZE	FRAME	TYPE	REMARKS
A	3'-0"W x 5'-0H	ALUM	OPERABLE	
B	4'-0"W x 4'-0"H	ALUM	-	TRANSOM WINDOW
C	2'-6"W x 5'-0"H	ALUM	OPERABLE	
D	5'-0"W x 2'-0"H	ALUM	-	TRANSOM WINDOW
E	4'-0"W x 1'-0"H	ALUM	-	TRANSOM WINDOW
F	2'-0"W x 2'-0"H	ALUM	-	TRANSOM WINDOW

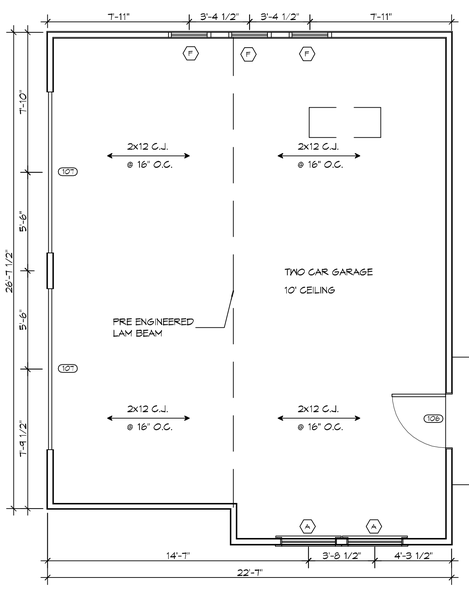

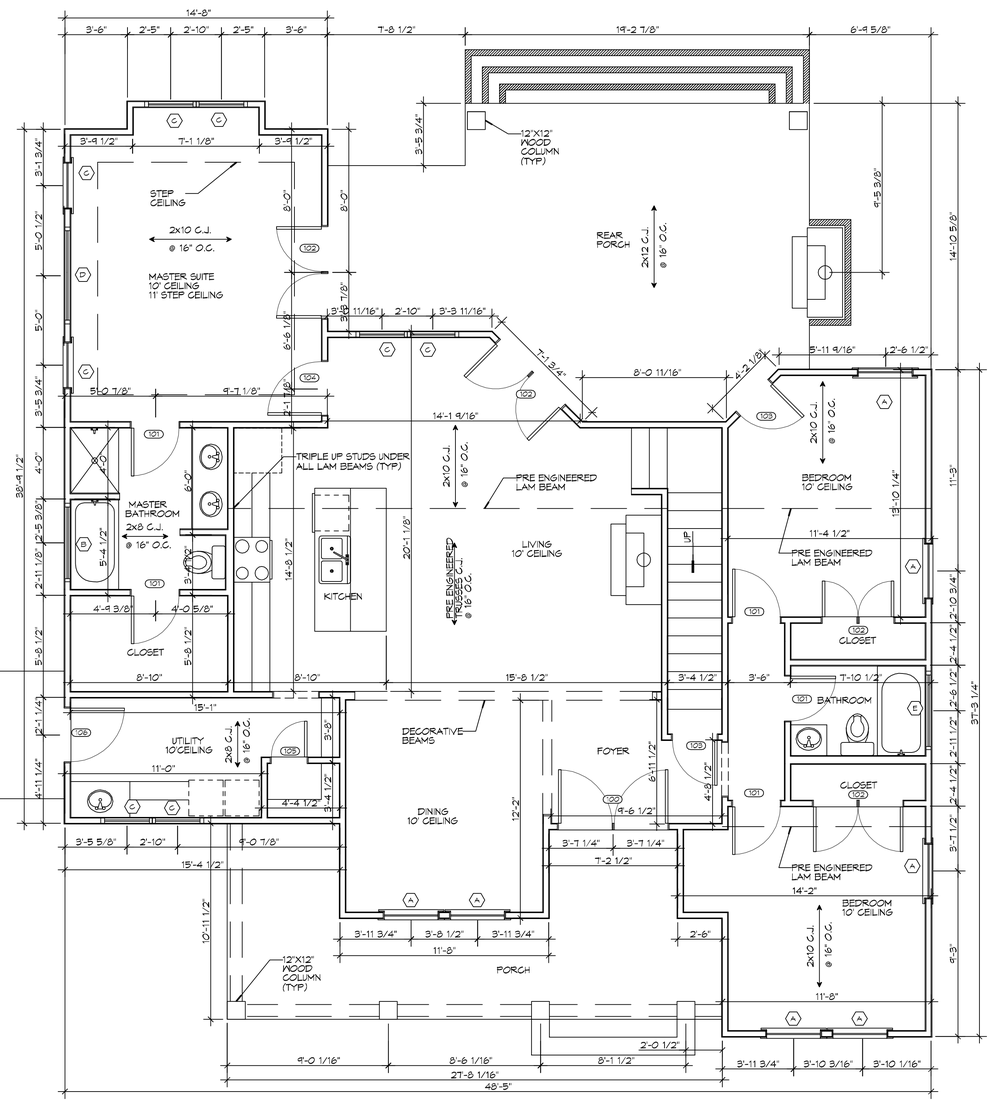

2 LEVEL 1
SCALE: 1/4"=1'-0"

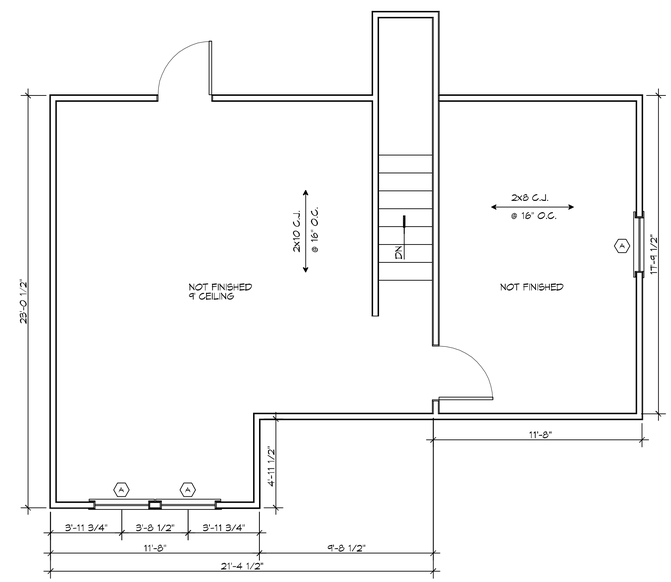

3 LEVEL 2
SCALE: 1/4"=1'-0"

DAMMON ENGINEERING, INC.
LOUISIANA & MISSISSIPPI
www.dammonengineering.com
info@dammonengineering.com
PH: 985.649.5832
Chief Engineer: Brian Mistich, PE
554 Old Spanish Trail
Slidell, LA 70458

REVISIONS

#	DESCRIPTION	DATE

SEAL:
BRIAN A. MISTICH
LICENSED PROFESSIONAL ENGINEER
20971
STATE OF MISSISSIPPI

NEW RESIDENTIAL
CRAIG BERGERON
6410 HIKO COURT
DIAMONDHEAD, MS 39525

JOB No:	2019
DATE:	09-26-2019
DRAWN BY:	RLD
CHECKED BY:	CKD

The dimensions and specifications, designs and arrangements represented, belong to the Dammon Engineering, Inc. and are not to be used in any way prejudicial to the interests of the Dammon Engineering, Inc. or parts of it otherwise made, or be used or disclosed to others, or used or disclosed for purposes other than those for which they are given, without the prior written consent of the Dammon Engineering, Inc. Drawings, specifications and other documents prepared by Dammon Engineering, Inc. have special rights under federal copyright laws and international treaties.

SHEET TITLE:
FLOOR PLANS
LEVEL 1 & LEVEL 2

DRAWING NUMBER:
A101

SHEET No: 4 of 10

FILE NAME: J:_REVISIONS\Craig Bergeron\Working Dwgs\A101 - Floor plans.dwg PLOT DATE & TIME: Tuesday, December 1, 2020 3:35:28 PM