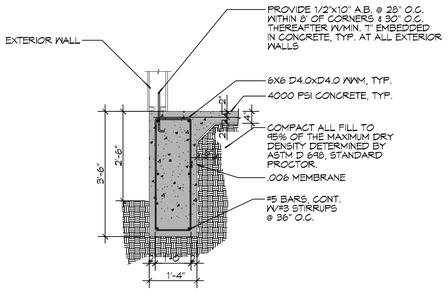

A S101 SECTION
SCALE: 1/2" = 1'-0"

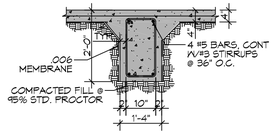

B S101 SECTION
SCALE: 1/2" = 1'-0"

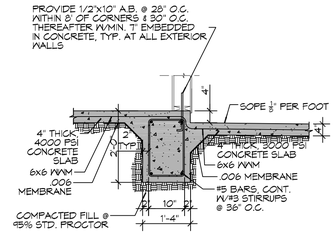

C S101 SECTION
SCALE: 1/2" = 1'-0"

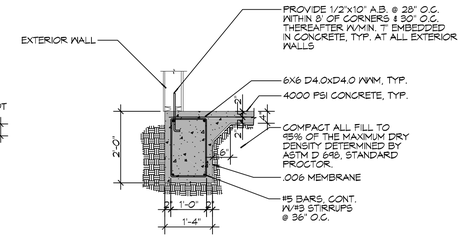

D S101 SECTION
SCALE: 1/2" = 1'-0"

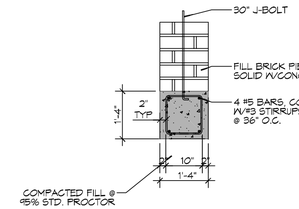

E S101 SECTION
SCALE: 1/2" = 1'-0"

GENERAL FOUNDATION NOTES

1. ALL DIMENSIONS ARE EDGE OF CONCRETE (EOC) TO EDGE OF CONCRETE (EOC) UNLESS NOTED OTHERWISE.
2. VERIFY ALL PLUMBING ROUGH-IN LOCATIONS ON ARCHITECTURAL DWGS.
3. CONCRETE MIX SHALL HAVE A MINIMUM COMPRESSIVE STRENGTH OF 4000 PSI AT 28 DAYS. CONCRETE MIX SHALL BE IN ACCORDANCE WITH ACI-318.
4. ALL CONVENTIONAL REINFORCING STEEL SHALL MEET ASTM-A615 (GRADE 60).
5. ONE LAYER OF POLYETHYLENE VAPOR BARRIER SHALL BE PLACED UNDER ALL CONCRETE. VAPOR RETARDER TO BE MINIMUM 10 MIL. THICKNESS; ASTM E 1745 CLASS A; PERMEANCE LESS THAN 0.01 PERMS, EQUAL TO STEGO INDUSTRIES STEGO WRAP, ECOSHIELD-E 15 MIL BY EPRO, OR IRONBAR 15 BY FLATIRON FILMS. PROVIDE APPROPRIATE ACCESSORIES FOR A COMPLETE SYSTEM.
6. ALL REINFORCING STEEL AND MESH SHALL BE SECURELY SUPPORTED TO PREVENT BOTH VERTICAL AND HORIZONTAL MOVEMENT DURING CONCRETE PLACEMENT.
7. THE CONTRACTOR SHALL VERIFY ALL DROPS, OFFSETS, BRICK LEDGES, DIMENSIONS AND CONFIGURATIONS. CONTRACTOR MUST BE RESPONSIBLE FOR SAME. SEE ARCHITECTURAL DRAWINGS FORMSETTER PLAN SHEET 9 OF 9.
8. GRADE BEAM DIMENSIONS MAY VARY BY -5%, +20%.
9. NEW SPREAD CONCRETE FOOTINGS AND CONTINUOUS FOOTINGS, BEARING ON COMPACTED STRUCTURAL FILL, SHOULD BE DESIGNED FOR MINIMUM NET ALLOWABLE BEARING PRESSURES OF 1200 PSF AND 2000 PSF, RESPECTIVELY, BASED ON DEAD LOADS AND DESIGN LIVE LOADS.
10. ALL SOIL BELOW SLAB SHALL RECEIVE TERMITE TREATMENT.

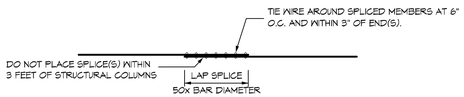

SPLICE DETAIL
SCALE: 3/4" = 1'-0"

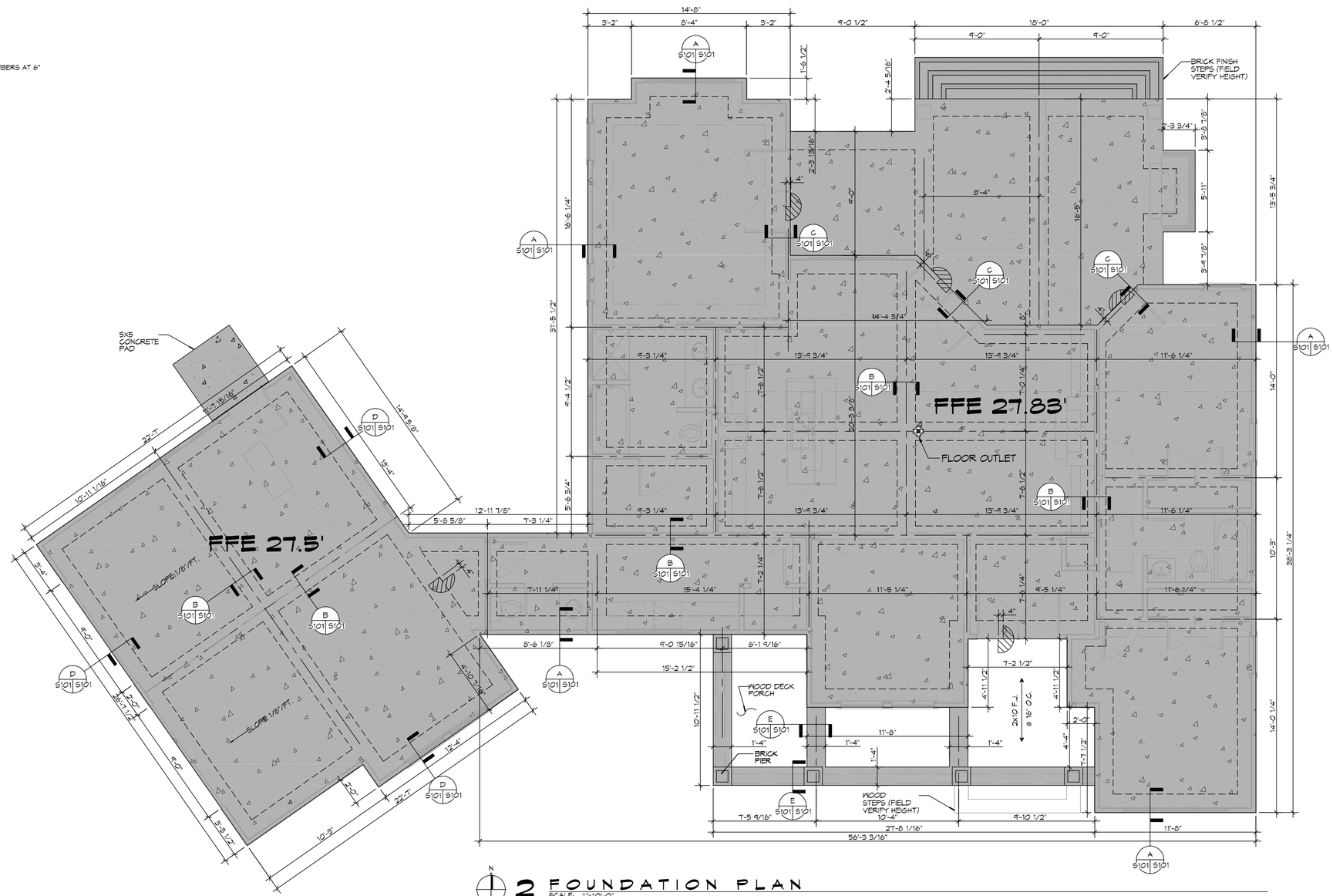

2 FOUNDATION PLAN
SCALE: 1"=10'-0"

DAMMON ENGINEERING, INC.
LOUISIANA & MISSISSIPPI
www.dammonengineering.com
info@dammonengineering.com
Ph: 985.649.5832
Chief Engineer: Brian Mistich, PE
554 Old Spanish Trail
Slidell, LA 70458

#	DESCRIPTION	DATE

REVISIONS

SEAL:

NEW RESIDENTIAL
CRAIG BERGERON
6410 HIRO COURT
DIAMONDHEAD, MS 39525

JOB No:	2021	DATE: 02-25-2021
DRAWN BY:	RLD	CHECKED BY: CKD

This drawing, as an instrument of service, is the property of Dammon Engineering and shall remain the property of Dammon Engineering. The reproduction, alteration or use for any purpose other than those authorized by Dammon Engineering is forbidden. Only those versions of drawings bearing the original seal and signature of a Dammon Engineering Professional Engineer are valid and authentic. Contact Dammon Engineering, 554 Old Spanish Trail, Slidell, LA 70458 (985-649-5832) for more information.

SHEET TITLE:
FOUNDATION PLAN AND DETAILS

DRAWING NUMBER:
S101

SHEET No: 2 of 10

FILE NAME: J:\A_RESIDENTIAL\Craig Bergeron\Working dwgs\S101 - Foundation Plan, NEW.dwg PLOT DATE & TIME: Thursday, February 25, 2021 1:05:24 PM