DOOR SCHEDULE

MK	WIDTH	HEIGHT	THK	DOOR MAT	FRAME MAT	RATED	REMARKS
100	2'-0"	6'-8"	1-3/4"	MASONITE	WOOD	NR	
101	3'-0"	6'-8"	1-3/4"	MASONITE	WOOD	$\frac{1}{2}$	
102	16'-0"	7'-0"	1-3/4"	METAL	WOOD	NR	

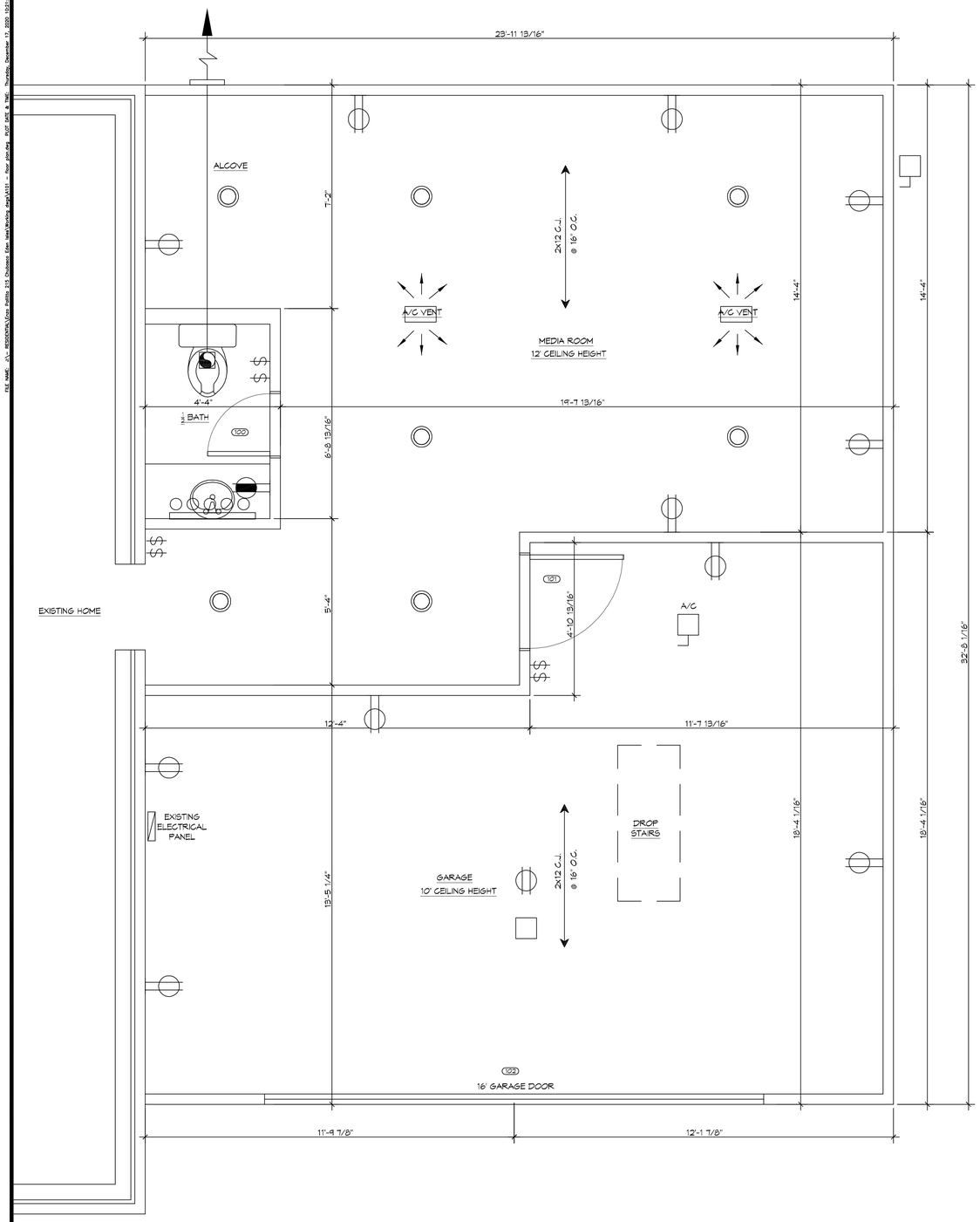

5 A101 | A101

ADDITION FLOOR PLAN

SCALE: 1/2" = 1'-0"

ARCHITURAL

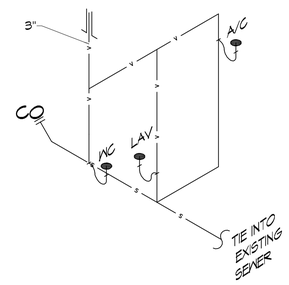

PLUMBING RISER

SCALE: 1/4"=1'-0"

LIGHTING LEGEND

- RECESSED LIGHT - FLUORESCENT OR LED
- FLUORESCENT OR LED
- ELECTRIC PANEL BOARD
- LIGHT SWITCH 120V
- EXHAUST FAN/LIGHT COMBO

POWER LEGEND

SYMB

- STANDARD 120V DUPLEX RECEPTACLE, 18" AFF (UNLESS OTHERWISE NOTED)
- GFCI DUPLEX RECEPTACLE
- WALL MOUNTED DATA OUTLET
- FUSED DISCONNECT, FUSE PER MANUFACTURERS RECOMMENDATIONS.

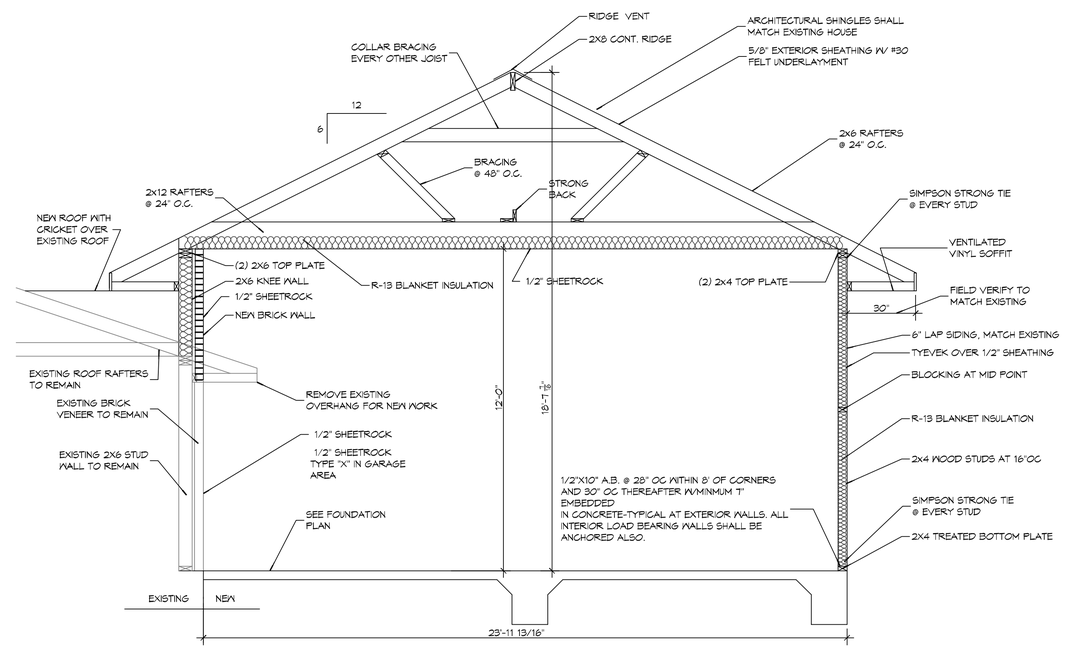

TYPICAL SECTION

SCALE: 3/8" = 1'-0"

FRAMING

DAMMON ENGINEERING, INC.
554 Old Spanish Trail
Slidell, LA 70458
PH: 985.649.5832
www.dammonengineering.com
info@dammonengineering.com
Fax: 985.641.5950

#	DESCRIPTION	DATE

REVISIONS

SEAL:

STATE OF LOUISIANA
BRIAN A. MISTICH
License No. 30187
12-17-2020
PROFESSIONAL ENGINEER

NEW GARAGE

ENZO PALLITTA

215 CHUBASCO LANE
SLIDELL LOUISIANA 70458

JOB No: 2020 | DATE: 12-17-2020
DRAWN BY: CKD | CHECKED BY: CKD

These drawings and specifications, designs and arrangements represent intellectual property and are the property of Dammon Engineering, and are not to be used in any way, or for any purpose, without the written consent of Dammon Engineering. Visual contact with these drawings or specifications shall constitute acceptance of the restrictions stated herein.

SHEET TITLE:
FLOOR PLAN

DRAWING NUMBER:

A101

SHEET No: 4 of # 5

FILE NAME: J:_REGIONAL\Civil Facility 215 Chubasco Ln_Work\Working dwgs\A101 - Floor plan.dwg PLOT DATE & TIME: Thursday, December 17, 2020 10:31:18 AM