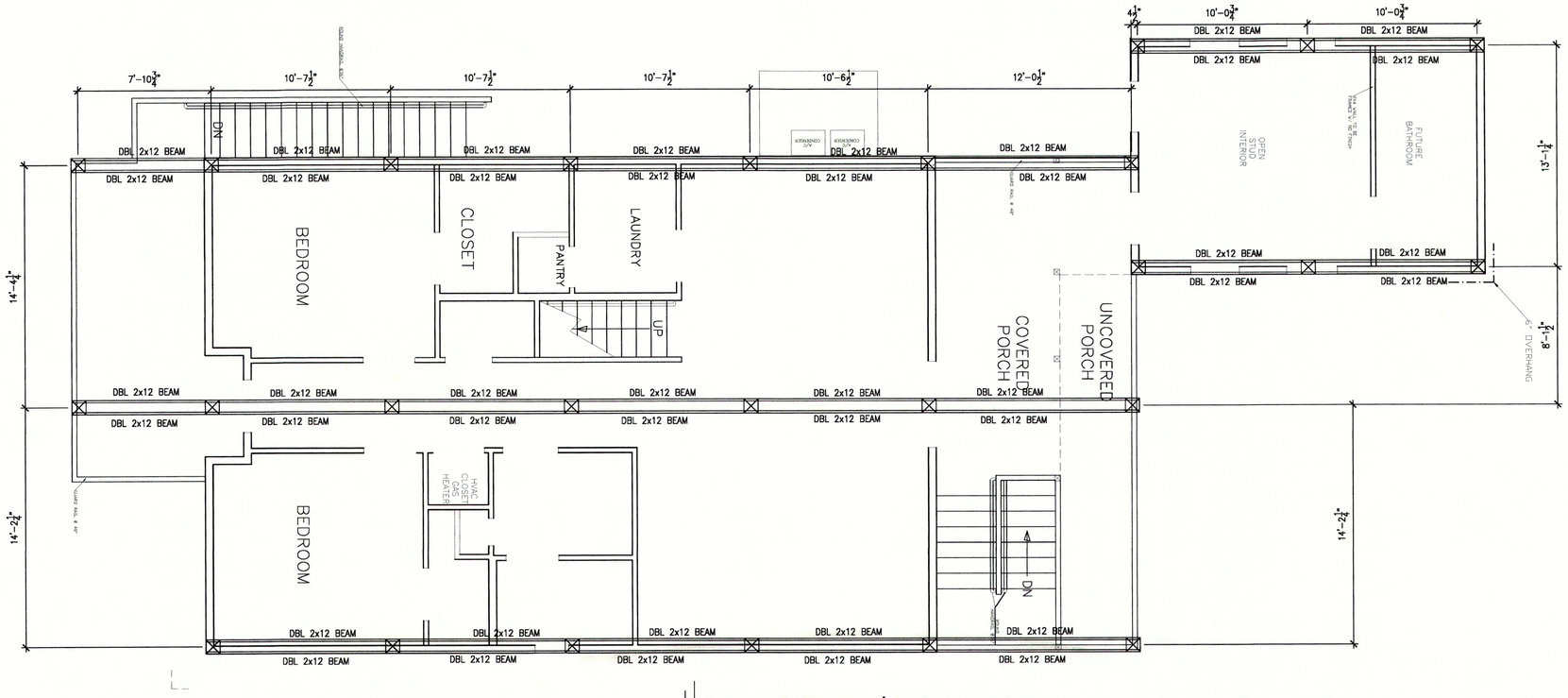

2nd FLOOR PILE/STRINGER PLAN

SCALE: 1/4" = 1'-0"

10x10 TREATED WOOD PILE

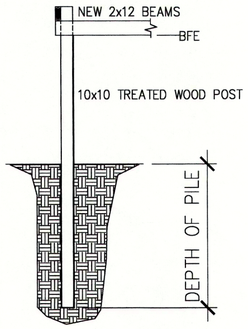

1 WOOD PILE EMBEDMENT

HEIGHT OF BFE ABOVE GRADE	DEPTH OF PILE
10 FEET	11 FEET
11 FEET	12 FEET
12 FEET	12 FEET
13 FEET	13 FEET

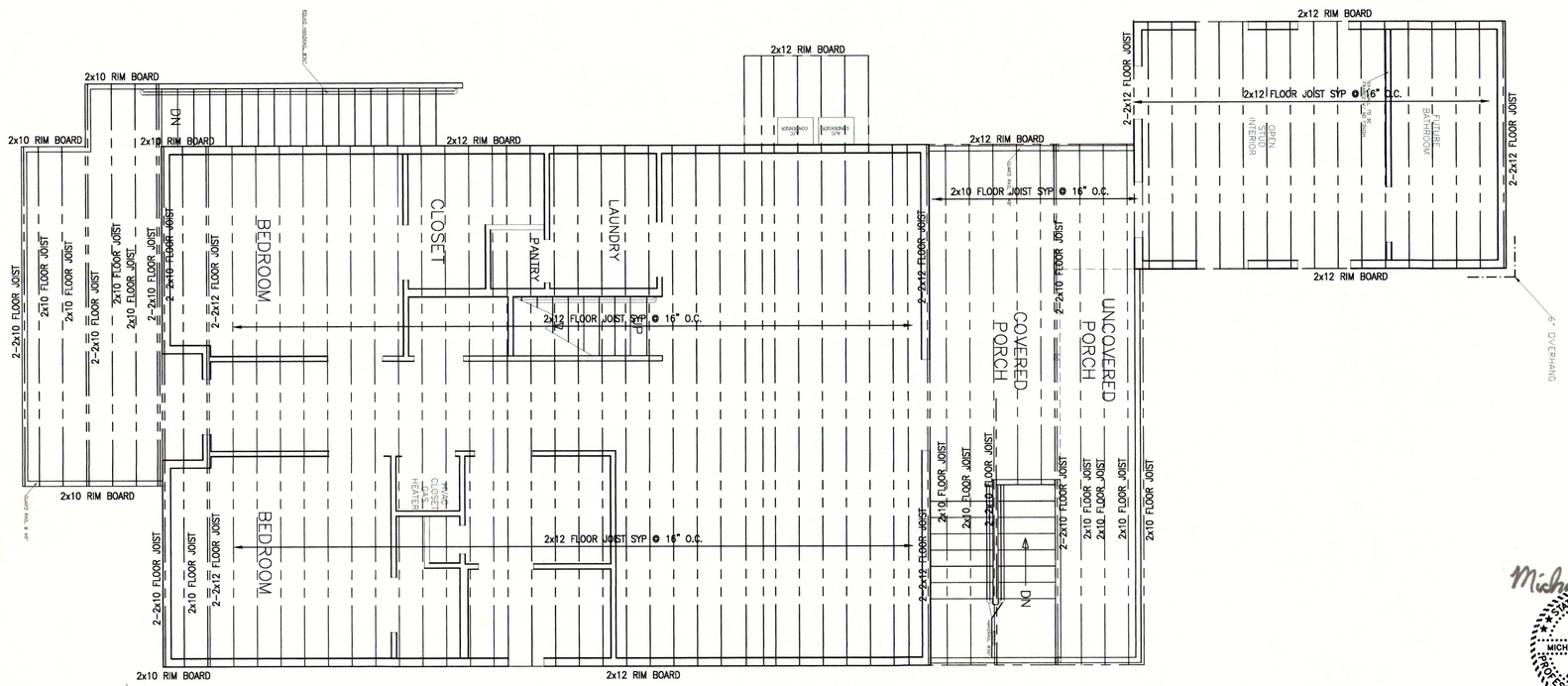

2nd FLOOR FRAMING PLAN

SCALE: 1/4" = 1'-0"

THIS STRUCTURE HAS BEEN DESIGNED TO RESIST A 3 SECOND WIND GUST SPEED OF 120 MPH, EXPOSURE "C" AND IN ACCORDANCE WITH THE 2009 IRC, THE CITY OF KEMAH BUILDING STANDARDS AND TEXAS WINDSTORM STANDARDS.

STATE OF TEXAS
MICHAEL W. McCOY
59865
LICENSED PROFESSIONAL ENGINEER

MIKE McCOY, P.E. #59865
JUNE 29, 2015

PROJECT NO:
DATE DRAWN:
BID DATE:
CONST. ISSUE:
REVISIONS:
1
2
3
4

© McCoy Engineering and Inspection, L.L.C. These plans are copyrighted and are subject to the protection of the Copyright Act, 17 U.S.C., Section 102. 2 of the Copyright Act of 1976 (Public Law 94-553, 90 Stat. 2541) and known as Architectural Work Copyright Protection. Any reproduction or use of this work, including, but is not limited to, the overall form, arrangement and composition of spaces and elements of the design, in any tangible medium of expression, including use of these plans, work, or forms for construction of any structure, building or improvement, and/or the construction or building being aided and/or used.

NEW CUSTOM HOME
MARK HESSLER

806 KIPP AVE
KEMAH, TEXAS 77565

McCoy Engineering and Inspection, L.L.C.
T. B. P. E. Firm No. 10789
3911 South Beechwood Court HOUSTON, TEXAS 77059 713-857-3525

S-2