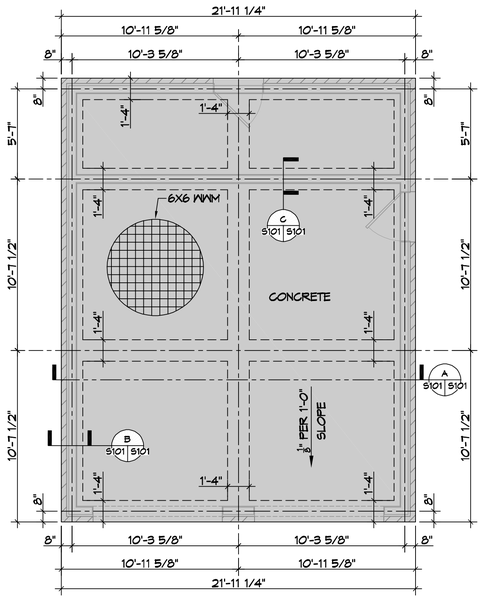

8 FOUNDATION PLAN
SCALE: 1/4"=1'-0"

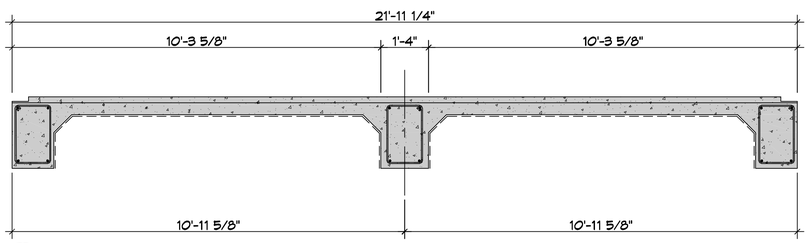

A SECTION
S101 S101
SCALE: 1/2" = 1'-0"

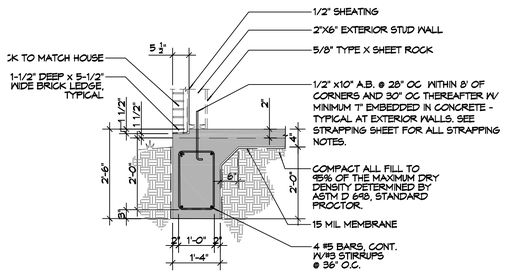

B SECTION
S101 S101
SCALE: 1/2" = 1'-0"

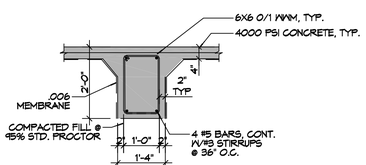

C SECTION
S101 S101
SCALE: 1/2" = 1'-0"

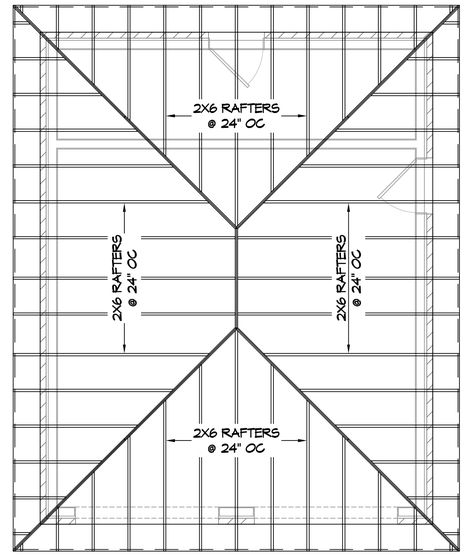

9 ROOF FRAMING PLAN
SCALE: 1/4"=1'-0"

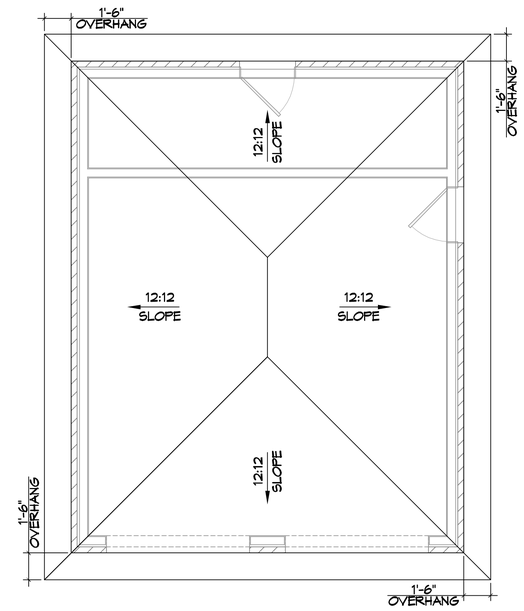

10 ROOFING PLAN
SCALE: 1/4"=1'-0"

GENERAL FOUNDATION NOTES

1. ALL DIMENSIONS ARE EDGE OF CONCRETE (EOC) TO EDGE OF CONCRETE (EOC) UNLESS NOTED OTHERWISE.
2. VERIFY ALL PLUMBING ROUGH-IN LOCATIONS ON ARCHITECTURAL DWGS.
3. CONCRETE MIX SHALL HAVE A MINIMUM COMPRESSIVE STRENGTH OF 4000 PSI AT 28 DAYS. CONCRETE MIX SHALL BE IN ACCORDANCE WITH ACI-318.
4. ALL CONVENTIONAL REINFORCING STEEL SHALL MEET ASTM-A615 (GRADE 60).
5. ONE LAYER OF POLYETHYLENE VAPOR BARRIER SHALL BE PLACED UNDER ALL CONCRETE. VAPOR RETARDER TO BE MINIMUM 10 MIL, THICKNESS; ASTM E 1745 CLASS A, PERMEANCE LESS THAN 0.01 PERMS, EQUAL TO STEGO INDUSTRIES STEGO WRAP, ECOSHIELD-E 15 MIL BY EPRO, OR IRONBAR 15 BY FLATIRON FILMS. PROVIDE APPROPRIATE ACCESSORIES FOR A COMPLETE SYSTEM.
6. ALL REINFORCING STEEL AND MESH SHALL BE SECURELY SUPPORTED TO PREVENT BOTH VERTICAL AND HORIZONTAL MOVEMENT DURING CONCRETE PLACEMENT.
7. THE CONTRACTOR SHALL VERIFY ALL DROPS, OFFSETS, BRICK LEDGES, DIMENSIONS AND CONFIGURATIONS. CONTRACTOR MUST BE RESPONSIBLE FOR SAME.
8. GRADE BEAM DIMENSIONS MAY VARY BY -5%, +20%.
9. NEW SPREAD CONCRETE FOOTINGS AND CONTINUOUS FOOTINGS, BEARING ON COMPACTED STRUCTURAL FILL AT LEAST 2 FEET BELOW FINISHED GRADE, SHOULD BE DESIGNED FOR MINIMUM NET ALLOWABLE BEARING PRESSURES OF 1200 PSF AND 2000 PSF, RESPECTIVELY, BASED ON DEAD LOADS AND DESIGN LIVE LOADS.
10. ALL SOIL BELOW SLAB SHALL RECEIVE TERMITE TREATMENT.

WIND SPEED

THE CONSTRUCTION FOR SAID RESIDENCE, WHERE Vult WIND SPEED IS 141 mph and Vasd WIND SPEED IS 110 mph, WIND EXPOSURE ZONE C. THIS DESIGN IS IN ACCORDANCE WITH: AMERICAN WOOD COUNCIL, WOOD FRAME CONSTRUCTION MANUAL FOR ONE AND TWO FAMILY DWELLINGS (WFCM) 2015 EDITION AS WELL AS THE INTERNATIONAL RESIDENTIAL CODE (IRC) 2015 EDITION.

DAMMON ENGINEERING, INC.
LOUISIANA & MISSISSIPPI
www.dammonengineering.com
info@dammonengineering.com
PH: 985.649.5832
Chief Engineer: Brian Mistich, PE
5540 Oakridge Trail
Slidell, LA 70458

#	DESCRIPTION	REVISIONS	DATE

SEAL:

ADDITION
ADAM & WENDY BOWEN
5532 SOUTH CALEB COURT DR.
SLIDELL, LA 70461

DATE: 11-24-2021
JOB No:
DRAWN BY: TIMOTHY TAYLOR | CHECKED BY: CKD

The drawings and specifications contained herein are the property of Dammon Engineering, and shall not be used for any purpose not specifically agreed to in writing by Dammon Engineering. These drawings and specifications are copyrighted. Only the owner for whom the work is prepared may use the drawings and specifications for the project for which they have been prepared and developed without written consent of Dammon Engineering. Visual contact with these drawings and specifications shall constitute prima facie evidence of acceptance of these restrictions.

SHEET TITLE:
FOUNDATION AND ROOF FRAMING PLAN

DRAWING NUMBER:
S101

SHEET No: 3 of 3

FILE NAME: J:_RESIDENTIAL\Bob Bowman\Working Dwgs\S101 - Foundation and Framing Plan.dwg PLOT DATE & TIME: Tuesday, November 30, 2021 8:50:42 AM