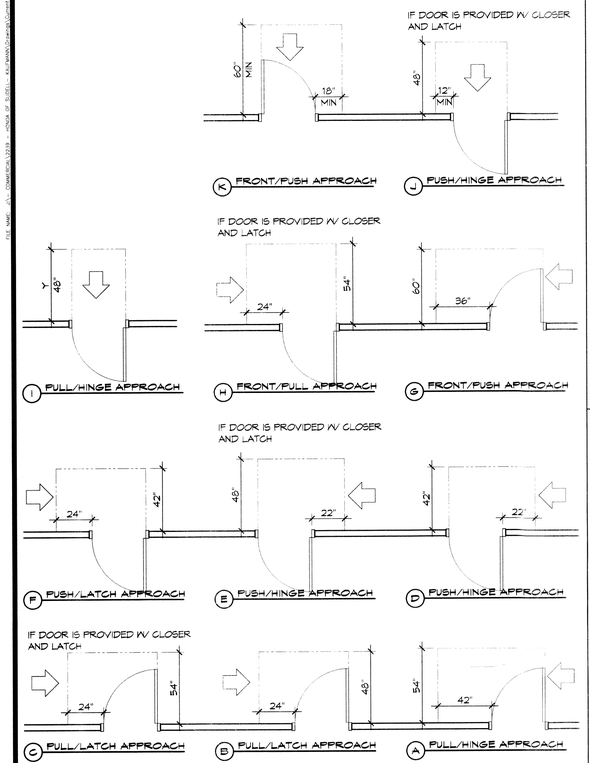

3 ADA DOOR CLEARANCES

SCALE: 1/4" = 1'-0"

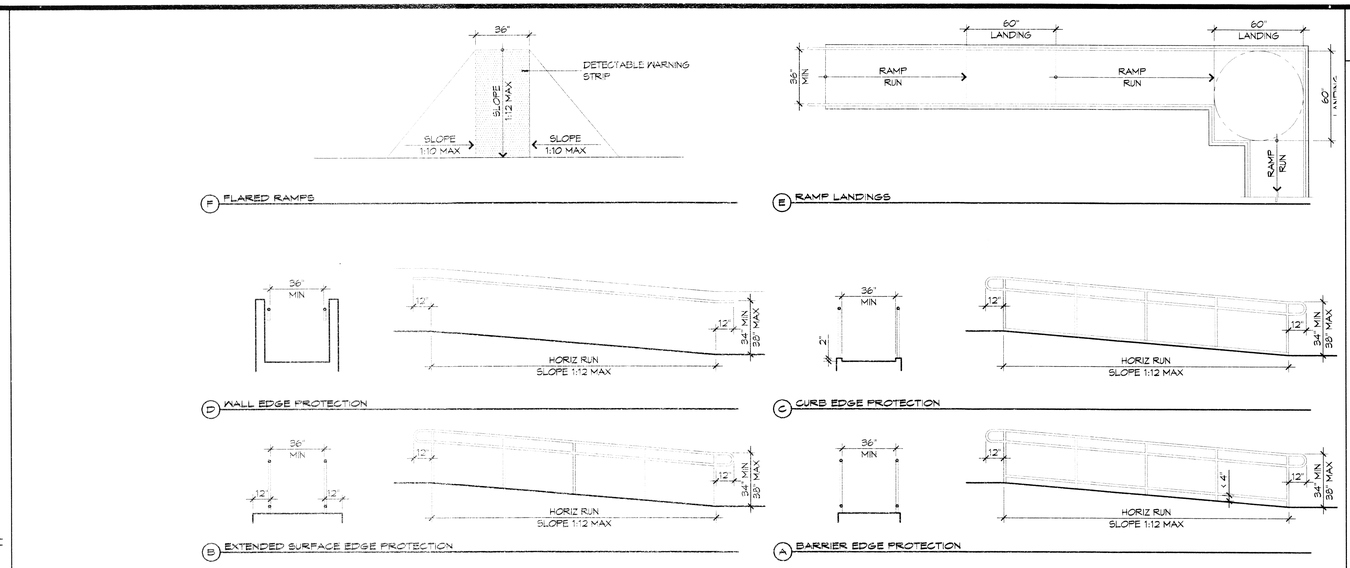

4 ACCESSIBLE RAMPS

SCALE: 1/4" = 1'-0"

GENERAL SHEET NOTES

DOOR CLEARANCE NOTES

1. ALCOVES SHALL COMPLY WITH THE CLEARANCES FOR FRONT APPROACHES. 31/G002 - 3K/G002.
2. DOOR HARDWARE SHALL BE LEVER TYPE.
3. MAX DOOR OPENING FORCE:
   - A. INTERIOR HINGED DOORS: 5 LBF
   - B. EXTERIOR HINGED DOORS: 8.5 LBF
   - C. SLIDING OR FOLDING DOORS: 5 LBF
   - D. FIRE DOORS SHALL HAVE THE MINIMUM OPENING FORCE ALLOWABLE BY THE APPROPRIATE ADMINISTRATIVE AUTHORITY.
4. HARDWARE REQUIRED FOR ACCESSIBLE DOOR PASSAGE SHALL BE MOUNTED NO HIGHER THAN 48" AND NOT LESS THAN 34" ABOVE FINISHED FLOOR.
5. THE FLOOR OR GROUND AREA WITHIN THE REQUIRED CLEARANCES SHALL BE LEVEL AND CLEAR.
6. THRESHOLDS AT DOORWAYS SHALL NOT EXCEED 3/4" IN HEIGHT FOR EXTERIOR SLIDING DOORS OR 1/2" FOR OTHER TYPES OF DOORS. RAISED THRESHOLDS AND FLOOR LEVEL CHANGES AT ACCESSIBLE DOORWAYS SHALL BE BEVELED WITH A SLOPE NO GREATER THAN 1:2.
7. DOORWAYS SHALL HAVE A MINIMUM CLEAR OPENING OF 32" WITH THE DOOR OPEN 90°, MEASURED BETWEEN THE FACE OF THE DOOR AND THE OPPOSITE STOP. OPENINGS MORE THAN 24" IN DEPTH SHALL MAINTAIN 32" MIN CLEARANCE.

RAMP NOTES

1. THE CLEAR SPACE BETWEEN THE HANDRAIL AND THE WALL SHALL BE MIN 1 1/2" CLEAR.
2. GRIPPING SURFACES SHALL BE CONTINUOUS AND UNOBSTRUCTED..
3. ENDS OF HANDRAILS SHALL BE EITHER ROUNDED OR RETURNED SMOOTHLY TO FLOOR, WALL, OR POST.
4. HANDRAILS SHALL NOT ROTATE WITHIN THEIR FITTINGS.
5. THE CROSS SLOPE OF RAMP SURFACES SHALL BE NO GREATER THAN 1:50.
6. OUTDOOR RAMPS AND THEIR APPROACHES SHALL BE DESIGNED SO THAT WATER WILL NOT ACCUMULATE ON WALKING SURFACES.
7. RAMPS AND LANDINGS WITH DROP-OFFS SHALL HAVE CURBS, WALLS, RAILINGS, OR PROJECTING SURFACES THAT PREVENT PEOPLE FROM SLIPPING OFF THE RAMP. CURBS SHALL BE A MINIMUM OF 2" HIGH.
8. HANDRAILS SHALL BE PROVIDED ALONG BOTH SIDES OF RAMP SEGMENTS. THE INSIDE HANDRAIL ON SWITCHBACK OR DOGLEG RAMPS SHALL ALWAYS BE CONTINUOUS.
9. RAMP LANDINGS SHALL BE AT LEAST AS WIDE AS THE RAMP RUN LEADING TO IT.

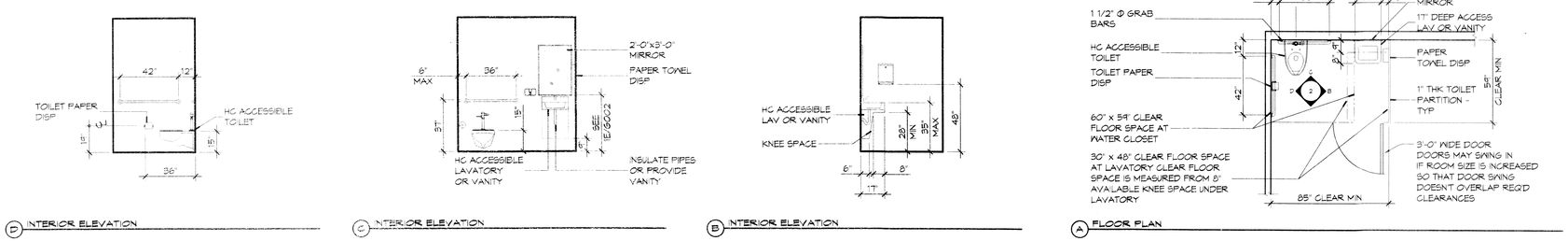

2 RESTROOM CLEARANCES

SCALE: 1/4" = 1'-0"

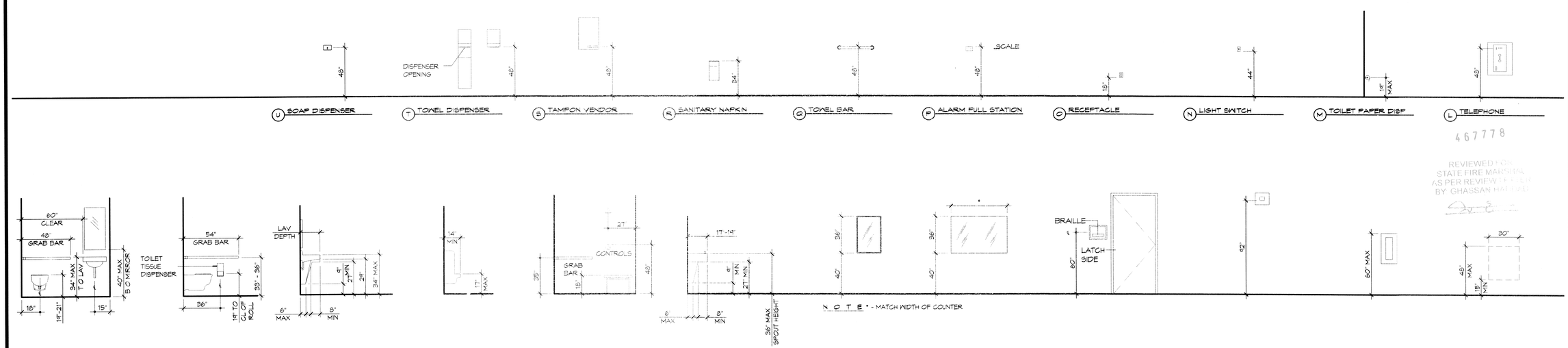

1 MOUNTING HEIGHTS

SCALE: 1/4" = 1'-0"

467778

REVIEWED FOR STATE FIRE MARSHAL AS PER REVIEW [illegible] BY: GHASSAN HOLLAND

DAMMON ENGINEERING, INC.
architects & engineers
www.dammonengineering.com
info@dammonengineering.com
PH: 985.649.5832
F: 985.641.9550
554 Old Spanish Trail
Slidell, LA 70458
Chief Architect: Kevin J. Kinchen, NCARB
Chief Engineer: Brian Mistich, PE

#	DESCRIPTION	DATE

REVISIONS

SEAL:

RENOVATIONS TO:

HONDA OF SLIDELL

510 EAST HOWZE BEACH ROAD
SLIDELL, LA 70461

JOB NO:	22291
DATE:	MAY 1, 2015
DRAWN BY:	KJK
CHECKED BY:	KJK

THIS DRAWING AND ANY IDEAS, DESIGNS, PLANS AND SPECIFICATIONS REPRESENTED HEREIN IS THE PROPERTY OF DAMMON ENGINEERING, INC. AND SHALL NOT BE REPRODUCED IN WHOLE OR IN PART WITHOUT THE WRITTEN PERMISSION OF DAMMON ENGINEERING, INC. ANY ALTERATIONS OF THIS DRAWING BY OTHERS OR ANY USE FOR CONSTRUCTION OR ANY OTHER PURPOSE OTHER THAN THE SPECIFIC PROJECT FOR WHICH IT WAS PREPARED IS PROHIBITED WITHOUT THE WRITTEN PERMISSION OF DAMMON ENGINEERING, INC. ANY ALTERATIONS OF THIS DRAWING BY OTHERS OR ANY USE FOR CONSTRUCTION OR ANY OTHER PURPOSE OTHER THAN THE SPECIFIC PROJECT FOR WHICH IT WAS PREPARED IS PROHIBITED. THE ARCHITECT/ENGINEER ASSUMES NO RESPONSIBILITY FOR ANY ALTERATIONS OF THIS DOCUMENT.

SHEET TITLE:
ADAAG INFORMATION

DRAWING NUMBER:

G002

SHEET No: 2 of 6