

4 DECK/PATIO ROOF FRAMING PLAN

SCALE: 1/4"=1'-0"

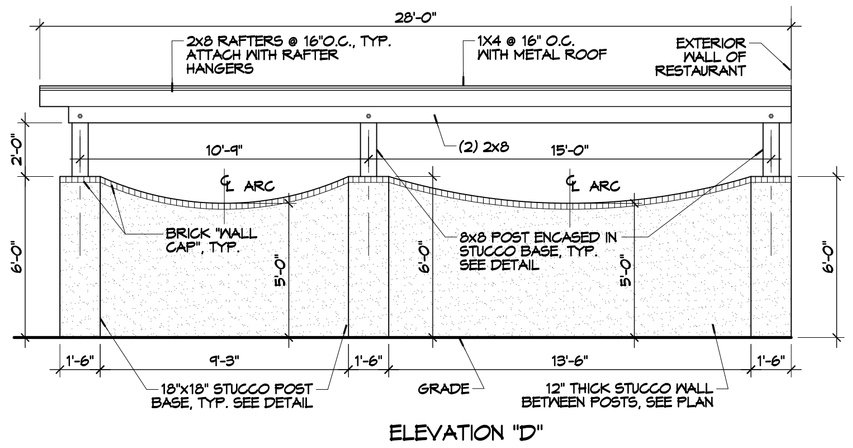

ELEVATION "D"

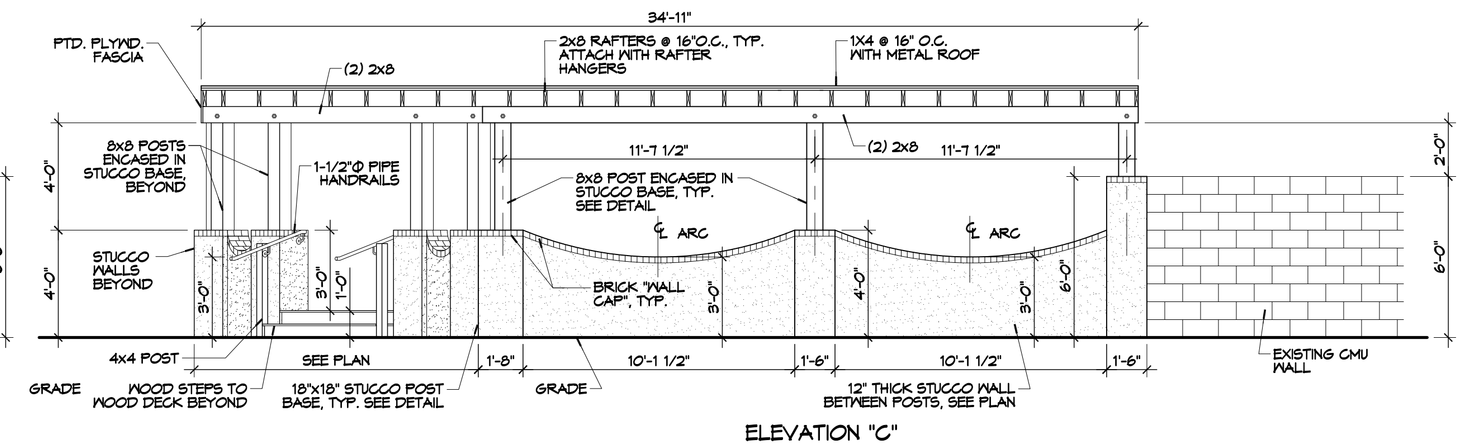

ELEVATION "C"

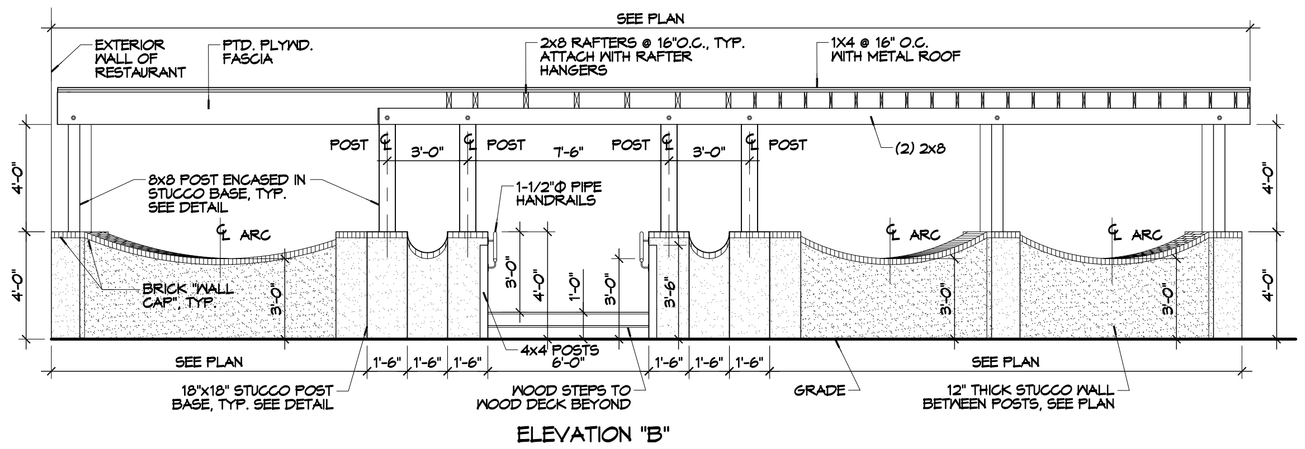

ELEVATION "B"

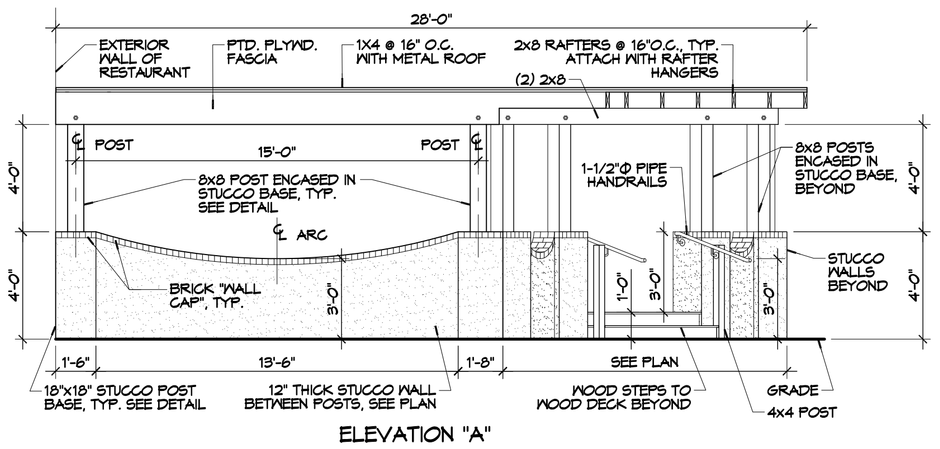

ELEVATION "A"

5 DECK/PATIO EXTERIOR ELEVATIONS

SCALE: 1/4"=1'-0"

DESIGN CRITERIA:

THE CONSTRUCTION FOR SAID RESIDENCE, WHERE BASIC WIND SPEED IS 130 MILES PER HOUR, IS DESIGNED IN ACCORDANCE WITH:
AMERICAN FOREST AND PAPER ASSOCIATION (AF&PA) WOOD FRAME CONSTRUCTION MANUAL FOR ONE AND TWO FAMILY DWELLINGS (WFCM) 2001 EDITION
AS WELL AS THE INTERNATIONAL RESIDENTIAL CODE (IRC) 2012 EDITION CHAPTER 4, ALL NEW WORK SHALL BE HURRICANE STRAPPED.



3 PATIO DECK FRAMING PLAN

SCALE: 1/4"=1'-0"

STEP NOTES:
A) STEP FRAMING & STRINGERS TO CONSIST OF TREATED 2X'S AND TREADS TO BE 5/4 DECKING.
B) SEE ELEVATIONS FOR STEPS' RISERS. (2R+DECKING = 1'-0" TOTAL)
C) ATTACH A 1-1/2"Ø PIPE HANDRAIL AT 3'-0" ABOVE STEPS/DECK, WITH MOUNTING BRACKETS, TO STUCCO WALL & THE 4x4 POST WITH 2-1/2" MINIMUM CLEARANCE BETWEEN WALL/POST & HANDRAIL.
F) TOP END OF HANDRAIL TO EXTEND 12" PAST TOP STEP/DECK EDGE.
G) BOTTOM END OF HANDRAIL TO EXTEND 1'-11" OUT FROM BOTTOM STEP EDGE OF TREAD, AS REQ'D.

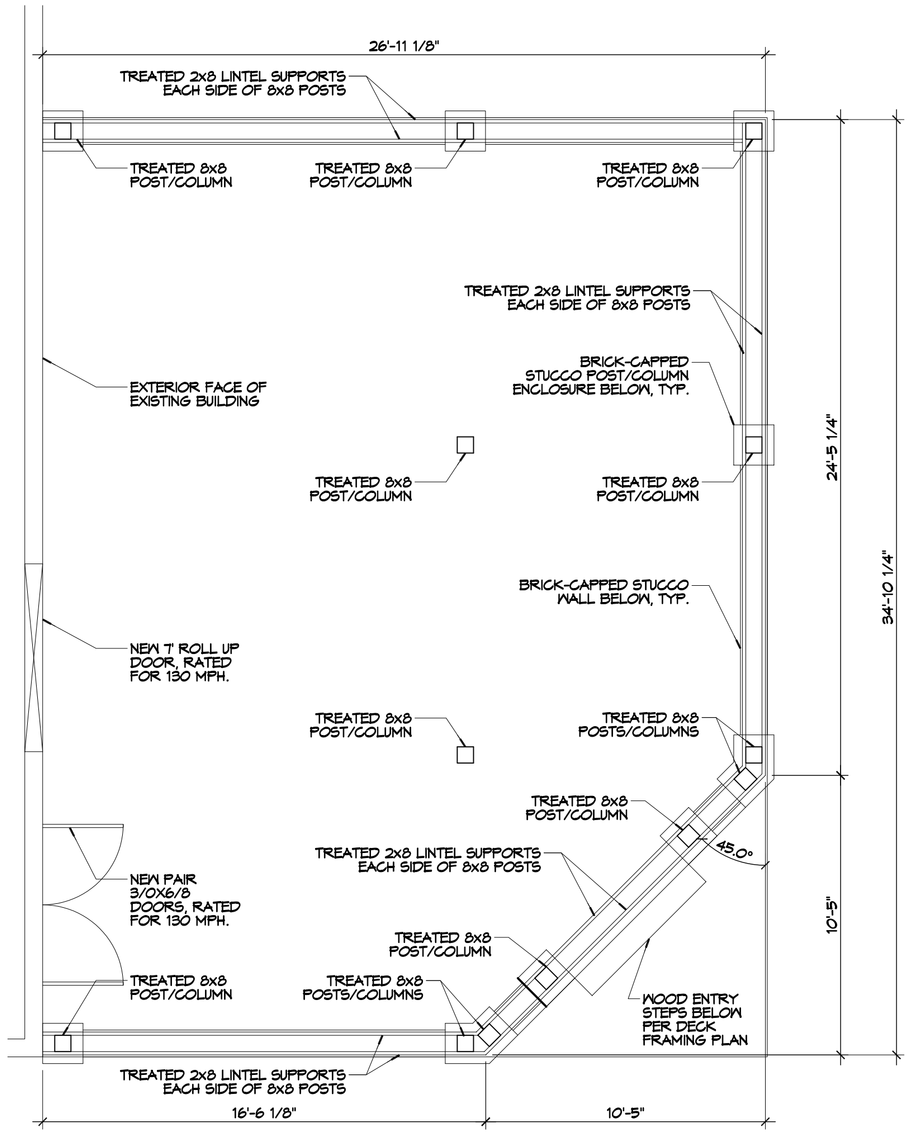

2 DECK/PATIO LINTEL SUPPORT PLAN

SCALE: 1/4"=1'-0"

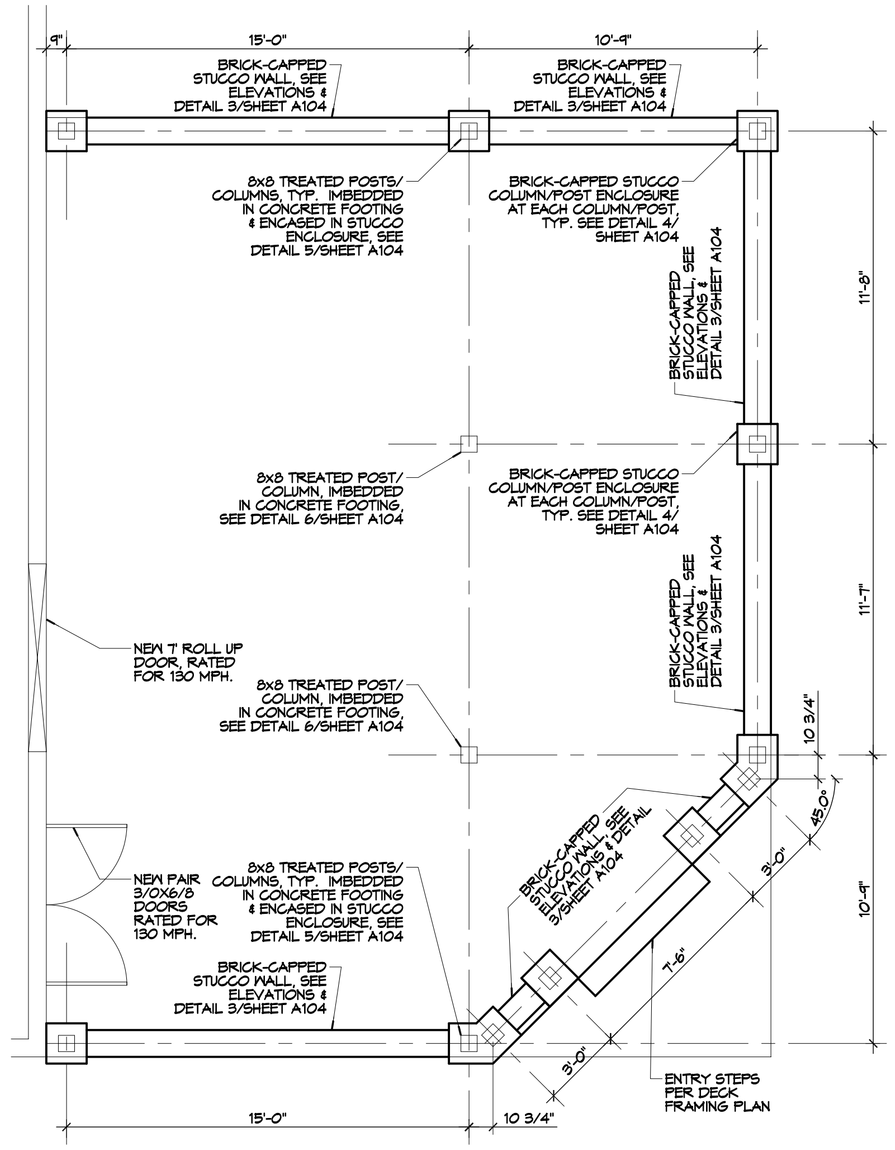

1 DECK/PATIO WALL & POST LAYOUT

SCALE: 1/4"=1'-0"

DAMMON ENGINEERING, INC.
LOUISIANA & MISSISSIPPI
www.dammonengineering.com
info@dammonengineering.com
PH: 985.649.5832 F: 985.641.5950
Chief Engineer: Brian Misitch, PE
554 Old Spanish Trail
Slidell, LA 70458

#	DESCRIPTION	DATE

REVISIONS

SEAL:

EL PASO MEXICAN RESTAURANT
601 VETERANS BLVD.
METAIRIE AVE., LOUISIANA

JOB No:	2266
DATE:	12-03-18
DRAWN BY:	JTL
CHECKED BY:	BAM

SHEET TITLE:
REAR PATIO/DECK & ROOF TRELLIS FRAMING PLANS & ELEVATIONS

DRAWING NUMBER:
A102

SHEET No: 3 of #4