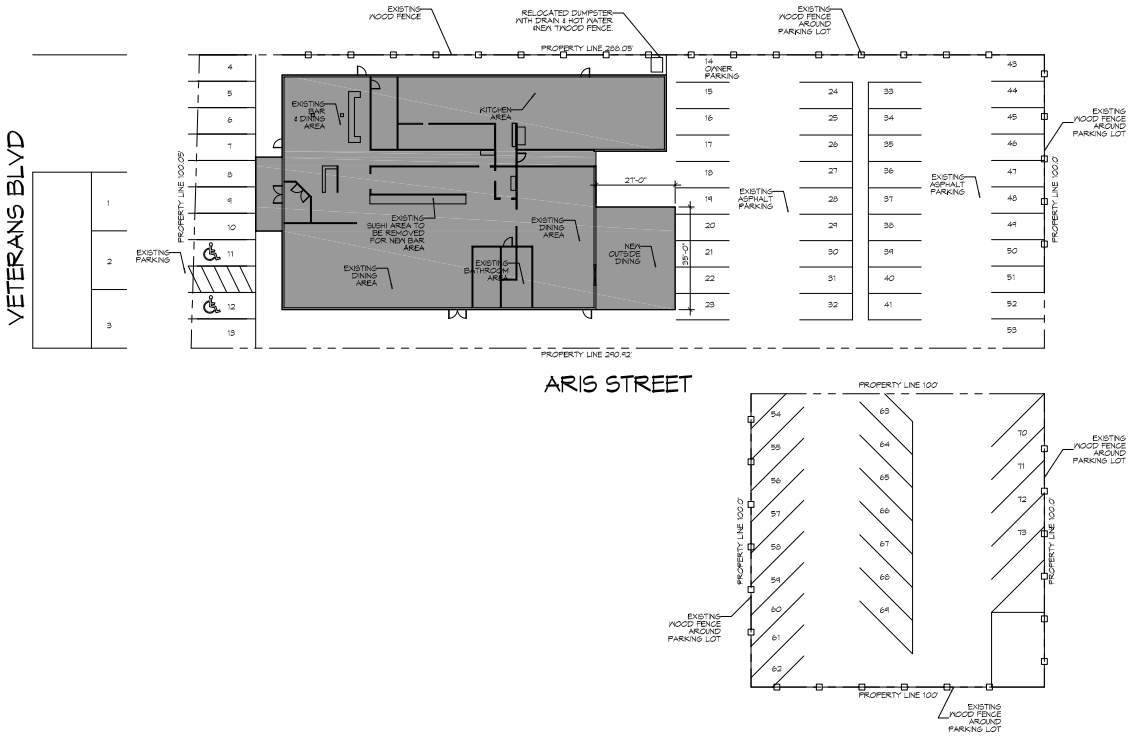

N

1 EXISTING SITE PLAN & PARKING
SCALE: 1"=20'-0"

I HAVE RESEARCHED THE BUILDING AND RELATED CODES OF JEFFERSON PARISH AND THE LOUISIANA STATE UNIFORM CONSTRUCTION CODE AND TO THE BEST OF MY KNOWLEDGE AND BELIEF THESE DRAWINGS ARE IN COMPLIANCE THEREWITH.

DAMMON ENGINEERING, INC.
LOUISIANA & MISSISSIPPI
www.dammonengineering.com
info@dammonengineering.com
PH: 985.649.5832 F: 985.641.0990
Chief Engineer: Brian Mitrich, PE
504 Old Spanish Trail.
Slidell, LA 70458

REVISIONS

#	DESCRIPTION	DATE

SEAL:

EL PASO MEXICAN RESTAURANT

801 VETERANS BLVD.
METAIRIE AVE. LOUISIANA

JOB No:	22066
DATE:	12-21-15
DRAWN BY:	TSAM
CKD CHECKED BY:	

The owner hereby grants to the architect the exclusive rights to the copyright in and to the plans, drawings and specifications prepared by the architect and the architect's consultants. The owner shall have the right to reproduce the plans, drawings and specifications for the purpose of constructing, maintaining and repairing the project. The owner shall not have the right to reproduce the plans, drawings and specifications for any other purpose without the written consent of the architect and the architect's consultants.

SHEET TITLE:
EXISTING SITE PLAN & PARKING

DRAWING NUMBER:
C100

SHEET No: 1 of #6

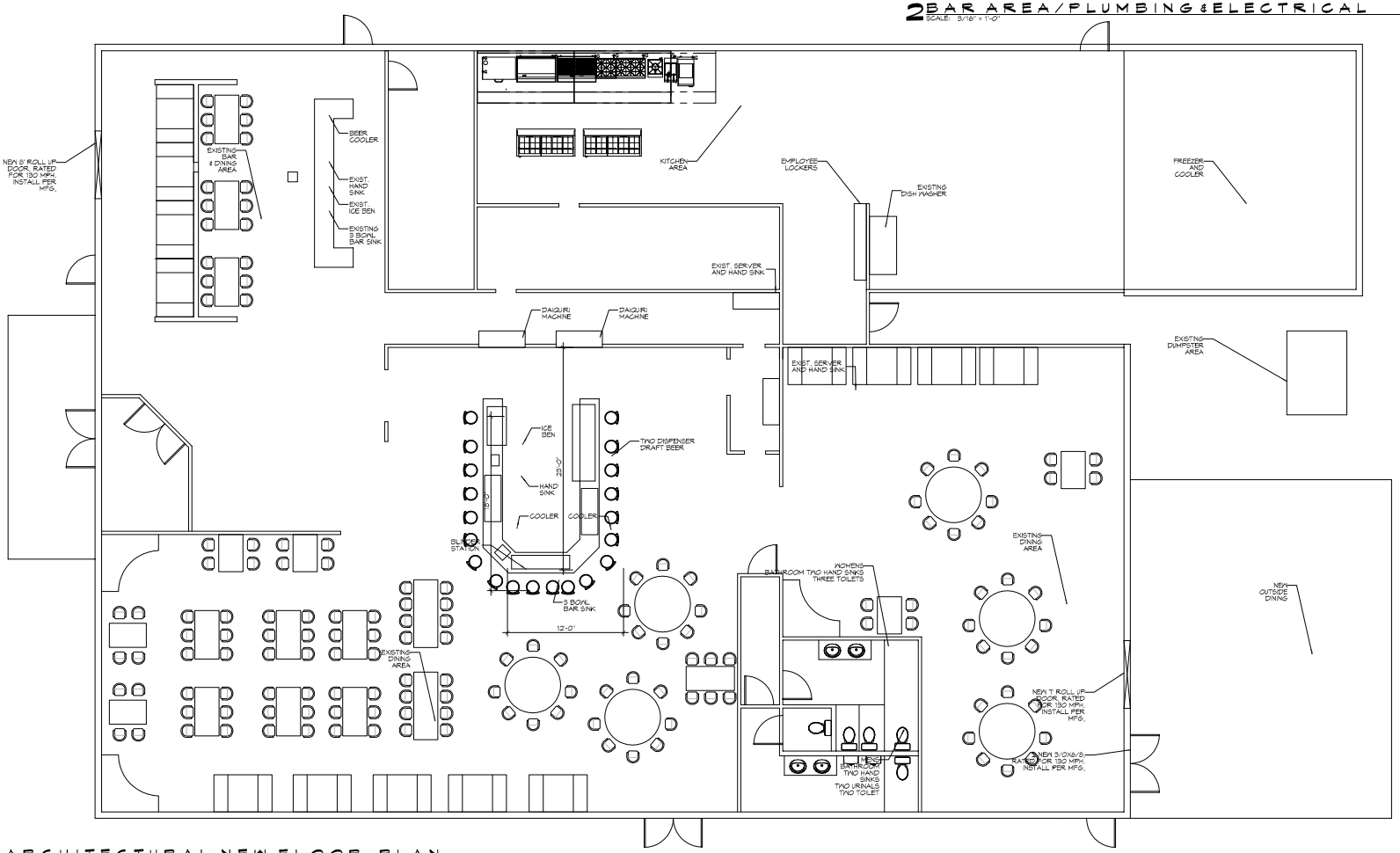

1 ARCHITECTURAL NEW FLOOR PLAN
SCALE: 3/16" = 1'-0"

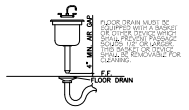

TYPICAL FLOOR SINK WITH FLOOR DRAIN DETAIL
N.T.S.

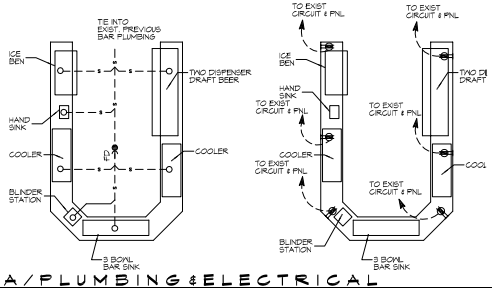

2 BAR AREA/PLUMBING & ELECTRICAL
SCALE: 3/16" = 1'-0"

DAMMON ENGINEERING, INC.
LOUISIANA & MISSISSIPPI

www.dammonengineering.com
info@dammonengineering.com
PH: 985.641.5822 F: 985.641.5950

Chief Engineer: Brian Mazich, PE
504 Old Spanish Trail
Slidell, LA 70458

#	DESCRIPTION	DATE

REVISIONS

SEAL:

EL PASO MEXICAN RESTAURANT

601 VETERANS BLVD.
METAIRIE AVE. LOUISIANA

JOB No: 22366 DATE: 7-OCT-15
DRAWN BY: GCD CHECKED BY: BAM

This drawing is the property of the architect and shall not be reproduced in whole or in part without his written consent. Reproduction of this drawing without the architect's consent is a violation of the law. Only those copies bearing the original signature and seal of the architect are valid and authentic copies. Any other copies are not authorized for use on any project.

SHEET TITLE:
ARCHITECTURAL FLOOR PLAN, PLUMBING & ELECTRICAL

DRAWING NUMBER:
A101

SHEET No: 2 of #4

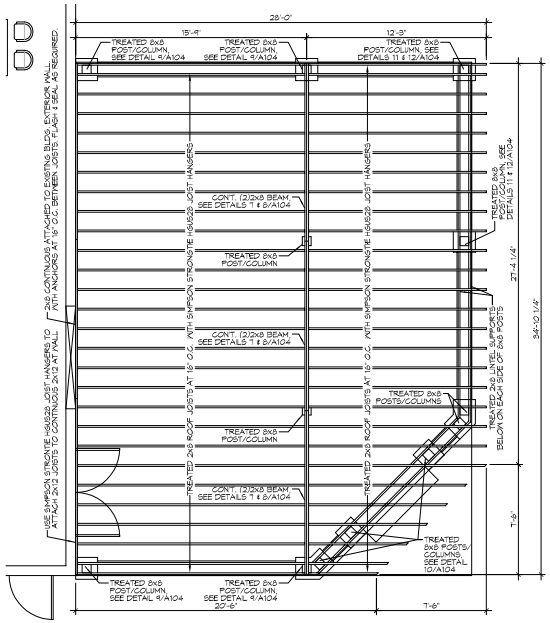

4 DECK/PATIO ROOF FRAMING PLAN
SCALE: 1/4"=1'-0"

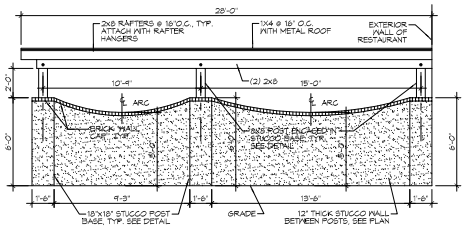

ELEVATION "D"

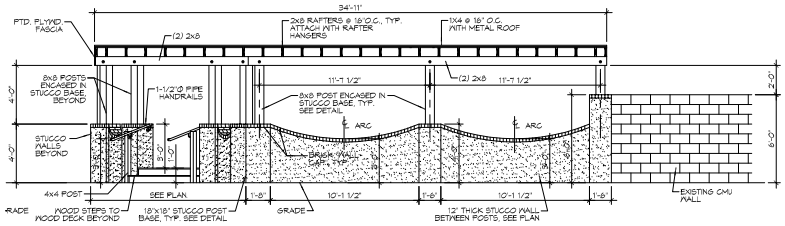

ELEVATION "C"

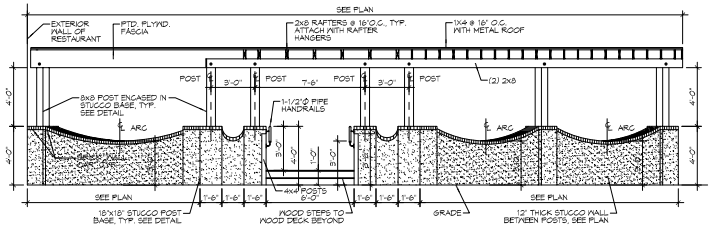

ELEVATION "B"

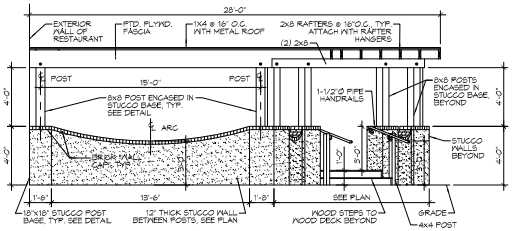

ELEVATION "A"

5 DECK/PATIO EXTERIOR ELEVATIONS
SCALE: 1/4"=1'-0"

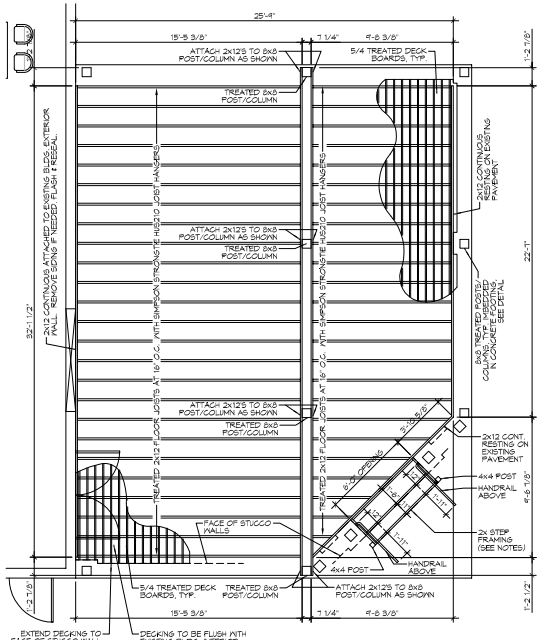

3 PATIO DECK FRAMING PLAN
SCALE: 1/4"=1'-0"

STEP NOTES:
A) STEP FRAMING & STRINGERS TO CONSIST OF TREATED 2x9 AND TREADS TO BE 5/4 DECKING
B) SEE ELEVATIONS FOR STEPS RISERS (PROVIDING +/-1'-0" TOTAL)
C) ATTACH A 1-1/2"Ø PIPE HANDRAIL AT 3'-0" ABOVE STEPS/DECK, WITH MOUNTING BRACKETS, TO STUCCO WALL & THE 4x4 POST WITH 2-1/2" MINIMUM CLEARANCE BETWEEN WALL/POST & HANDRAIL.
F) TOP END OF HANDRAIL TO EXTEND 12" PAST TOP STEP/DECK EDGE.
G) BOTTOM END OF HANDRAIL TO EXTEND 12"/1' OUT FROM BOTTOM STEP EDGE OF TREAD, AS REQD.

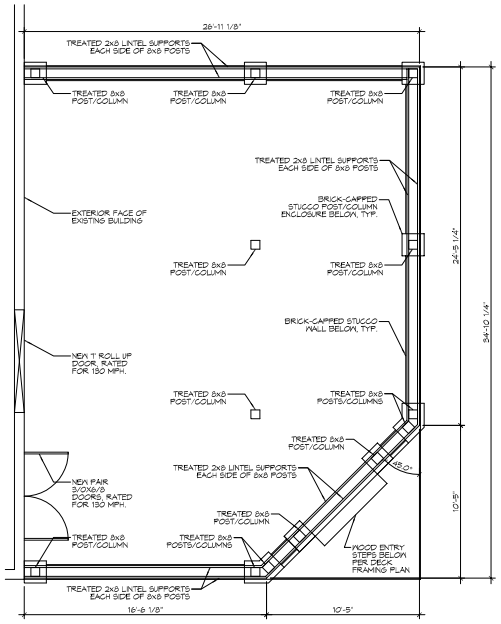

2 DECK/PATIO LINTEL SUPPORT PLAN
SCALE: 1/4"=1'-0"

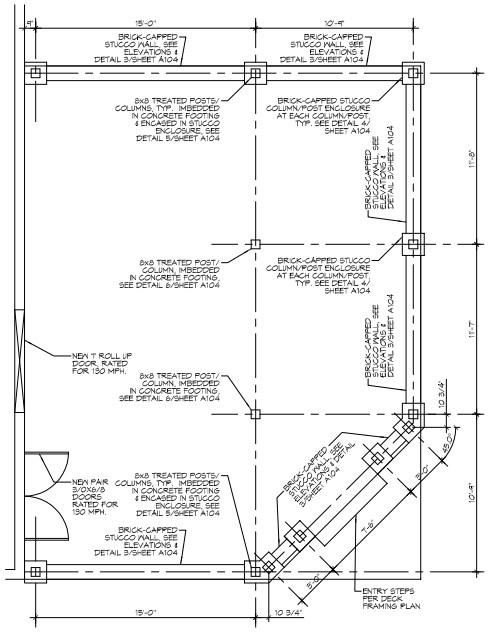

1 DECK/PATIO WALL & POST LAYOUT
SCALE: 1/4"=1'-0"

DAMMON ENGINEERING, INC.
LOUISIANA & MISSISSIPPI
www.dammonengineering.com
info@dammonengineering.com
PH: 985.649.5832 F: 985.641.1990
Chief Engineer: Brian Mitrich, PE
504 Old Spanish Trail
Slidell, LA 70458

#	DESCRIPTION	DATE
	REVISIONS	

SEAL:

EL PASO MEXICAN RESTAURANT

801 VETERANS BLVD.
METAIRIE AVE, LOUISIANA

JOB No: 22066 DATE: 12-23-15
DRAWN BY: JTL CHECKED BY: BAM

SHEET TITLE:
REAR PATIO/DECK & ROOF TRELLIS FRAMING PLANS & ELEVATIONS

DRAWING NUMBER:
A102

SHEET No: 3 of #6

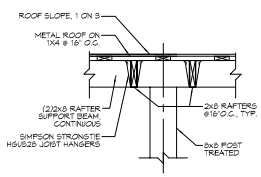

7 PATIO ROOF DETAIL
SCALE: 3/4"=1'-0"

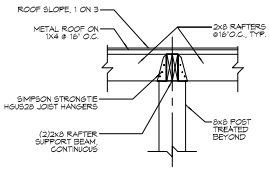

8 PATIO ROOF DETAIL
SCALE: 3/4"=1'-0"

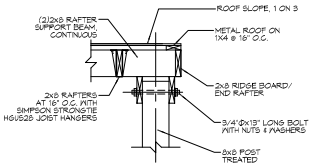

9 PATIO ROOF DETAIL
SCALE: 3/4"=1'-0"

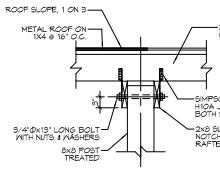

10 PATIO ROOF DETAIL
SCALE: 3/4"=1'-0"

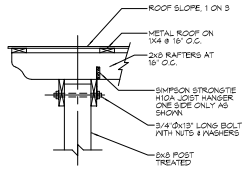

11 PATIO ROOF DETAIL
SCALE: 3/4"=1'-0"

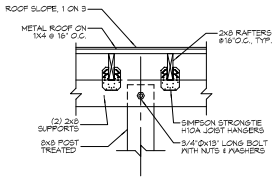

12 PATIO ROOF DETAIL
SCALE: 3/4"=1'-0"

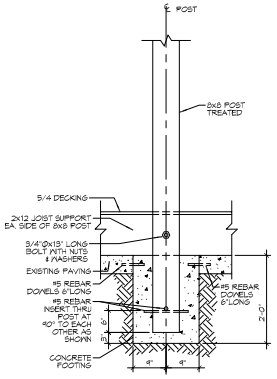

6 PATIO WALL SECT. @ POST
SCALE: 3/4"=1'-0"

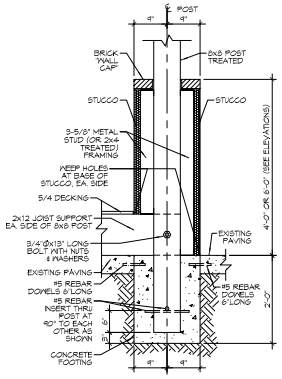

5 PATIO WALL SECT. @ POST
SCALE: 3/4"=1'-0"

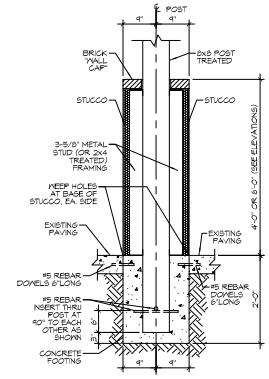

4 PATIO WALL SECT. @ POST
SCALE: 3/4"=1'-0"

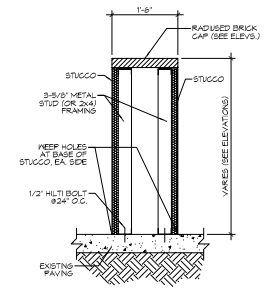

3 PATIO WALL SECTION
SCALE: 3/4"=1'-0"

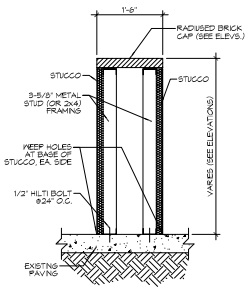

3 PATIO WALL SECTION
SCALE: 3/4"=1'-0"

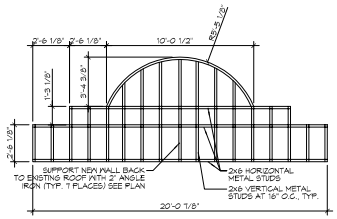

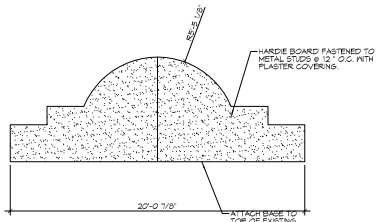

3 REAR PARAPET ELEVATIONS
SCALE: 1/4"=1'-0"

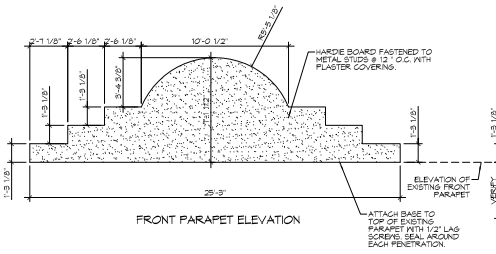

FRONT PARAPET ELEVATION

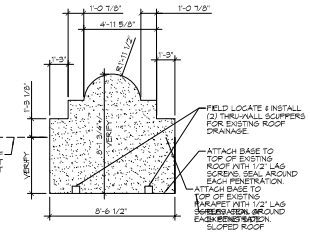

SIDE PARAPET ELEVATION

3 FRONT PORCH PARAPET ELEVATIONS
SCALE: 1/4"=1'-0"

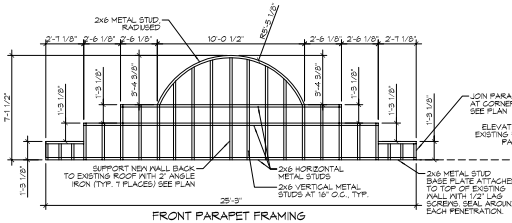

FRONT PARAPET FRAMING

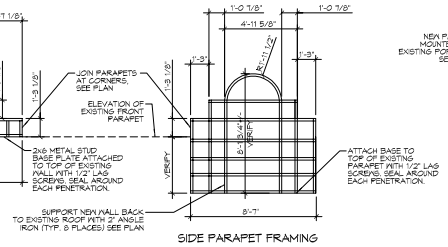

SIDE PARAPET FRAMING

2 FRONT PORCH PARAPET FRAMING
SCALE: 1/4"=1'-0"

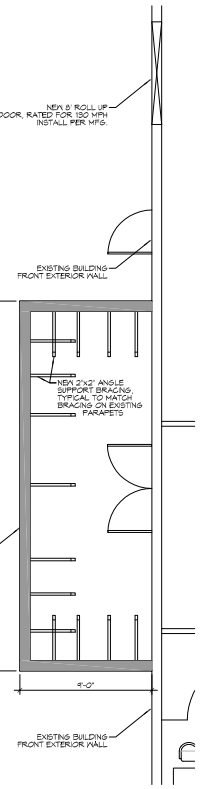

1 FRONT PORCH PARAPET PLAN
SCALE: 1/4"=1'-0"

DESIGN CRITERIA:

THE CONSTRUCTION FOR SAID RESIDENCE, WHERE BASIC WIND SPEED IS 130 MILES PER HOUR, IS DESIGNED IN ACCORDANCE WITH:
AMERICAN FOREST AND PAPER ASSOCIATION (AF&PA) WOOD FRAME CONSTRUCTION MANUAL FOR ONE AND TWO FAMILY DWELLINGS (WFCM) 2001 EDITION
AS WELL AS THE INTERNATIONAL RESIDENTIAL CODE (IRC) 2012 EDITION CHAPTER 4, ALL NEW WORK SHALL BE HURRICANE STRAPPED.

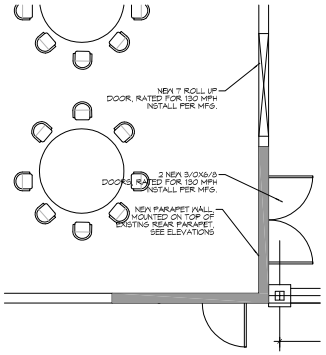

13 REAR PARAPET PLAN
SCALE: 1/4"=1'-0"

DAMMON ENGINEERING, INC.
LOUISIANA & MISSISSIPPI
www.dammonengineering.com
info@dammonengineering.com
PH: 985.649.5832 F: 985.641.1990
Chief Engineer: Brian Mitrich, PE
504 Old Spanish Trail.
Slidell, LA 70458

REVISIONS

#	DESCRIPTION	DATE

SEAL:

EL PASO MEXICAN RESTAURANT

801 VETERANS BLVD.
METAIRIE AVE. LOUISIANA

JOB No: 2266 DATE: 12-29-15
DRAWN BY: CASJ.JT. CHECKED BY: BAM

The drawings and specifications contained herein are the property of Dammon Engineering, Inc. and shall not be reproduced or copied in whole or in part without the written permission of Dammon Engineering, Inc. Any reproduction or copying of these drawings or other documents, in whole or in part, or any use of the information contained therein for any purpose other than that authorized by Dammon Engineering, Inc. is forbidden. Reproduction or copying of these drawings or other documents, in whole or in part, or any use of the information contained therein for any purpose other than that authorized by Dammon Engineering, Inc. is forbidden. Any reproduction or copying of these drawings or other documents, in whole or in part, or any use of the information contained therein for any purpose other than that authorized by Dammon Engineering, Inc. is forbidden.

SHEET TITLE:
COVERED FRONT PORCH
NEW PARAPET DETAILS &
REAR PATIO DECK &
TRELLIS DETAILS

DRAWING NUMBER:
A103

SHEET No: 4 of 16