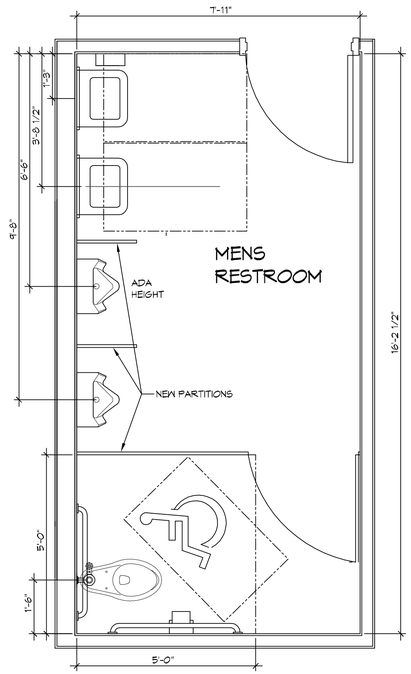


1 MENS RESTROOM
SCALE: 1/2" = 1'-0"

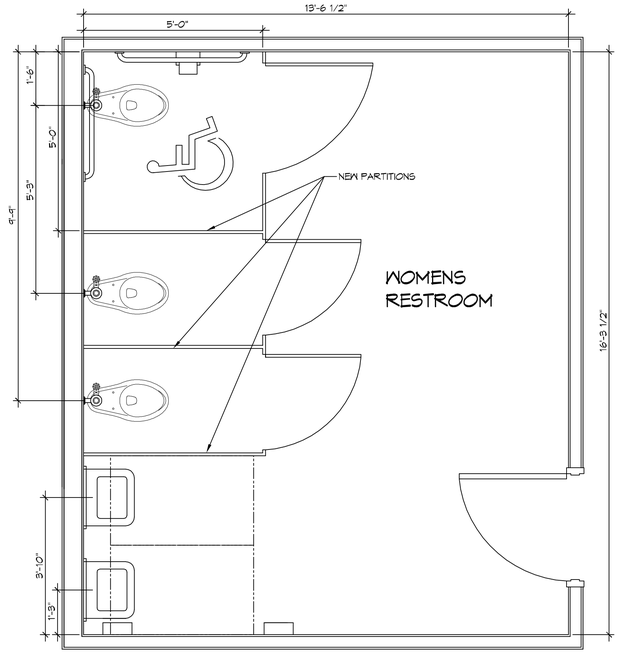


2 WOMENS RESTROOM
SCALE: 1/2" = 1'-0"

TOILETS:
KOHLER : 96057 FOR ADA TOILET W/FLUSH VALVE
KOHLER : 96053 FOR NON ADA TOILET W/FLUSH VALVE

SINKS:
KOHLER : K-2030-0 ADA WITH LEVER HANDLE

URNIALS : K-5016-ET-0 WALL MOUNTED W/FLUSH VALVE

PLUS ALL ACCESSORIES FOR A COMPLETE INSTALLATION.

FIELD VERIFY PRIOR TO ORDERING.

## ACCESSIBILITY NOTES

### DOOR CLEARANCE NOTES

ALCOVES SHALL COMPLY WITH THE CLEARANCES FOR FRONT APPROACHES.

DOOR HARDWARE SHALL BE LEVER TYPE.

MAX DOOR OPENING FORCE:
- INTERIOR HINGED DOORS: 5 LBF
- EXTERIOR HINGED DOORS: 8.5 LBF
- SLIDING OR FOLDING DOORS: 5 LBF

HARDWARE REQUIRED FOR ACCESSIBLE DOOR PASSAGE SHALL BE MOUNTED NO HIGHER THAN 48" AND NOT LESS THAN 34" ABOVE FINISHED FLOOR.

THE FLOOR OR GROUND AREA WITHIN THE REQUIRED CLEARANCES SHALL BE LEVEL AND CLEAR.

DOORWAYS SHALL HAVE A MINIMUM CLEAR OPENING OF 32" WITH THE DOOR OPEN 90°, MEASURED BETWEEN THE FACE OF THE DOOR AND THE OPPOSITE STOP. OPENINGS MORE THAN 24" IN DEPTH SHALL MAINTAIN 32" MIN CLEARANCE.

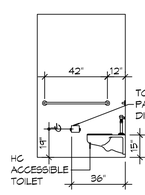


D INTERIOR ELEVATION

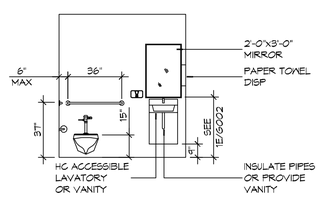


C INTERIOR ELEVATION

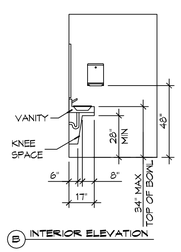


B INTERIOR ELEVATION

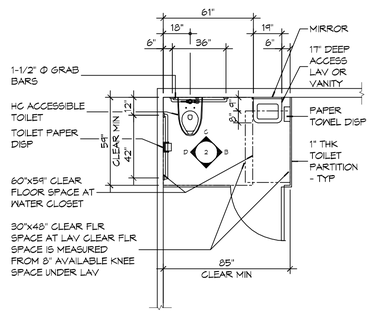


A FLOOR PLAN

2 RESTROOM CLEARANCES
SCALE: 1/4" = 1'-0"

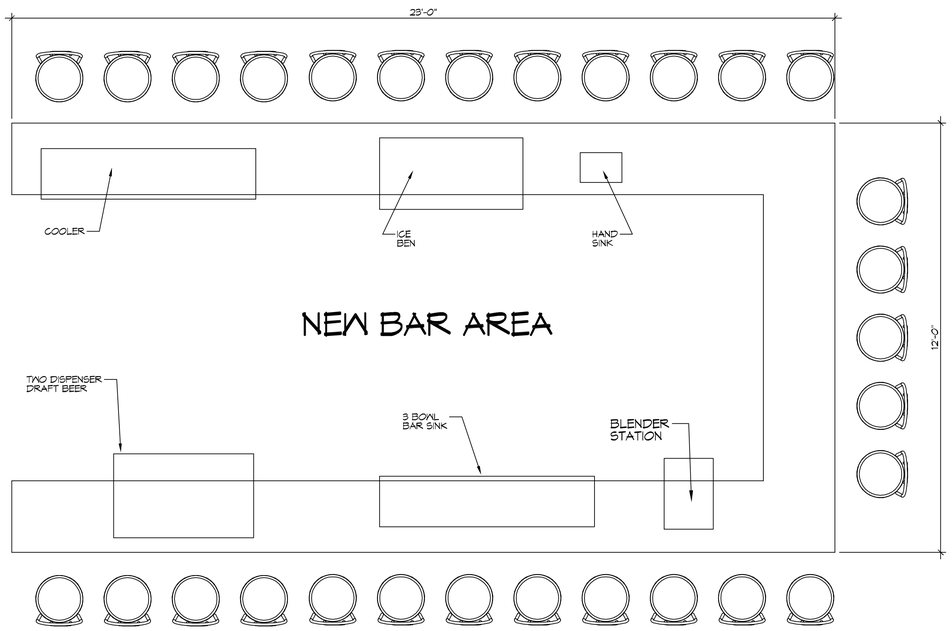


2 NEW BAR LAYOUT
SCALE: 1/2" = 1'-0"

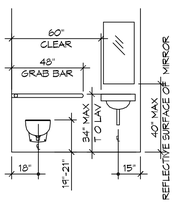


K TOILET

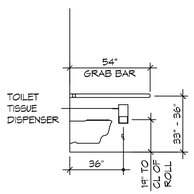


J TOILET

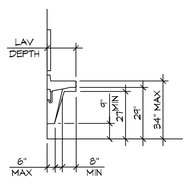


I TOILET

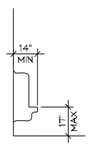


H URINAL

M TOILET PAPER DISP

T TOWEL DISPENSER

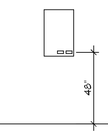


S TAMPON VENDOR

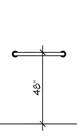


R SANITARY NAPKIN

Q TOWEL BAR

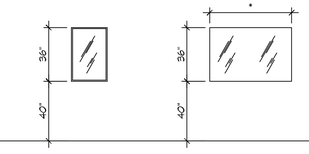


E MIRRORS

N O T E * - MATCH WIDTH OF COUNTER
40" IS TO REFLECTIVE SURFACE OF MIRROR

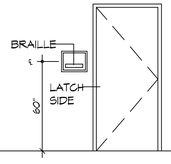


D SIGNAGE

1 MOUNTING HEIGHTS
SCALE: 1/4" = 1'-0"


DAMMON ENGINEERING, INC.
LOUISIANA & MISSISSIPPI
www.dammonengineering.com
info@dammonengineering.com
PH: 985.649.5032
Chief Engineer: Brian Mistich, PE
554 Old Spanish Trail
Slidell, LA 70458


REVISIONS

| # | DESCRIPTION | DATE |
|---|---|---|
| | | |

SEAL:

STATE OF LOUISIANA
BRIAN A. MISTICH
License No. 30187
PROFESSIONAL ENGINEER

RENOVATION OF ADA RESTROOMS AND BAR
OSHAKA HABACHI
GRILL & SUSHI
BAR

712 I-10 SERVICE ROAD
SLIDELL, LA 70461

| | |
|---|---|
| JOB No: | 2330 |
| DATE: | 10-26-17 |
| DRAWN BY: | |
| CHECKED BY: | |


THIS DRAWING AND ANY PART THEREOF, AS INSTRUMENTS OF SERVICE, IS THE PROPERTY OF DAMMON ENGINEERING, INC. AND MUST BE RETURNED ON REQUEST. THIS DRAWING AND ANY PART THEREOF MUST NOT BE REPRODUCED OR DISCLOSED TO OTHERS, OR WORK IN CONNECTION WITH ANY WORK OR PROJECT OTHER THAN THE WORK OR PROJECT FOR WHICH IT IS SPECIFICALLY PREPARED AND DELIVERED WITHOUT THE WRITTEN PERMISSION OF DAMMON ENGINEERING, INC. © 2017 DAMMON ENGINEERING, INC. ALL RIGHTS RESERVED.


SHEET TITLE:
ACCESSIBILITY INFORMATION

DRAWING NUMBER:
G100

SHEET No: 1 of #1