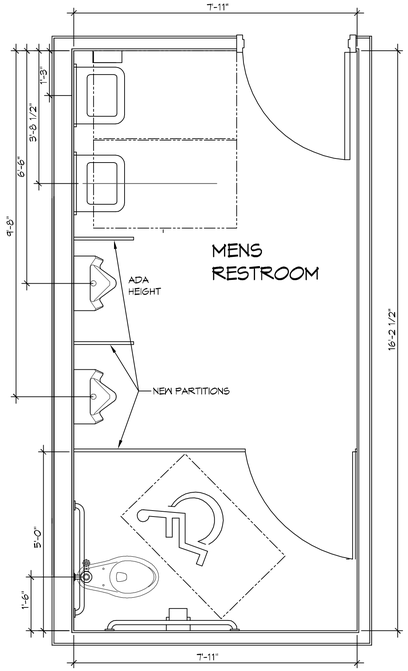

1 MENS RESTROOM
SCALE: 1/2" = 1'-0"

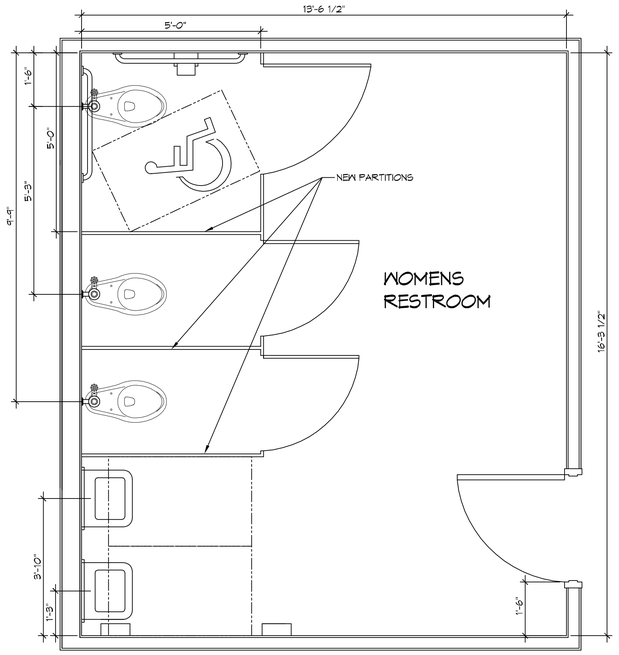

2 WOMENS RESTROOM
SCALE: 1/2" = 1'-0"

TOILETS:
KOHLER : 96057 FOR ADA TOILET W/FLUSH VALVE
KOHLER : 96053 FOR NON ADA TOILET W/FLUSH VALVE

SINKS:
KOHLER : K-2030-0 ADA WITH LEVER HANDLE

URNIALS : K-5016-ET-0 WALL MOUNTED W/FLUSH VALVE

PLUS ALL ACCESSORIES FOR A COMPLETE INSTALLATION.

FIELD VERIFY PRIOR TO ORDERING.

ACCESSIBILITY NOTES

DOOR CLEARANCE NOTES

ALCOVES SHALL COMPLY WITH THE CLEARANCES FOR FRONT APPROACHES.

DOOR HARDWARE SHALL BE LEVER TYPE.

MAX DOOR OPENING FORCE:
- INTERIOR HINGED DOORS: 5 LBF
- EXTERIOR HINGED DOORS: 8.5 LBF
- SLIDING OR FOLDING DOORS: 5 LBF

HARDWARE REQUIRED FOR ACCESSIBLE DOOR PASSAGE SHALL BE MOUNTED NO HIGHER THAN 48" AND NOT LESS THAN 34" ABOVE FINISHED FLOOR.

THE FLOOR OR GROUND AREA WITHIN THE REQUIRED CLEARANCES SHALL BE LEVEL AND CLEAR.

DOORWAYS SHALL HAVE A MINIMUM CLEAR OPENING OF 32" WITH THE DOOR OPEN 90°, MEASURED BETWEEN THE FACE OF THE DOOR AND THE OPPOSITE STOP. OPENINGS MORE THAN 24" IN DEPTH SHALL MAINTAIN 32" MIN CLEARANCE.

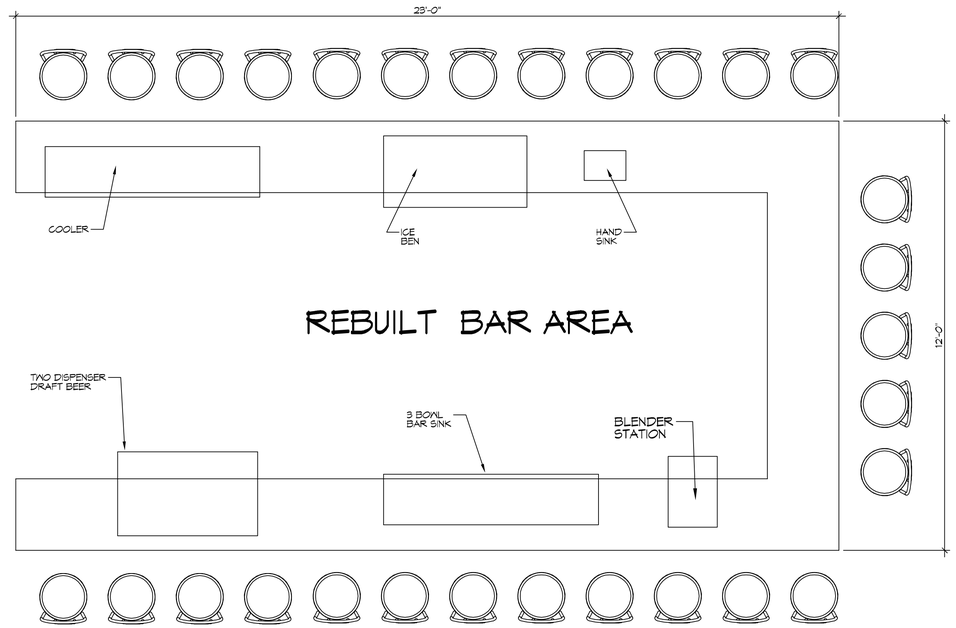

2 NEW BAR LAYOUT
SCALE: 1/2" = 1'-0"

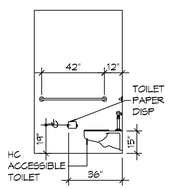

D INTERIOR ELEVATION

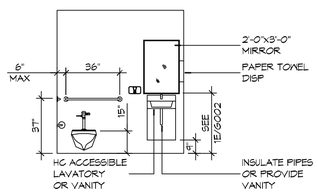

C INTERIOR ELEVATION

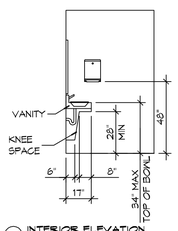

B INTERIOR ELEVATION

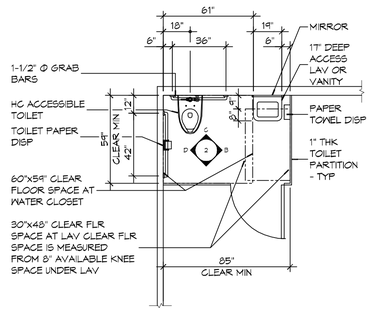

A FLOOR PLAN

2 RESTROOM CLEARANCES
SCALE: 1/4" = 1'-0"

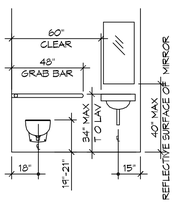

K TOILET

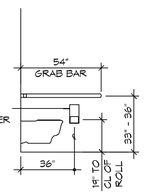

J TOILET

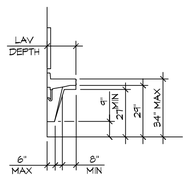

I TOILET

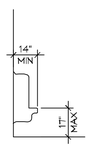

H URINAL

M TOILET PAPER DISP

T TOWEL DISPENSER

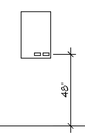

S TAMPON VENDOR

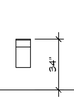

R SANITARY NAPKIN

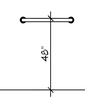

Q TOWEL BAR

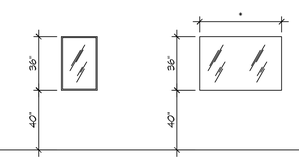

N O T E * - MATCH WIDTH OF COUNTER
40" IS TO REFLECTIVE SURFACE OF MIRROR

E MIRRORS

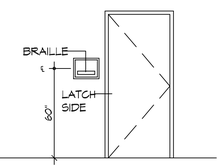

D SIGNAGE

1 MOUNTING HEIGHTS
SCALE: 1/4" = 1'-0"

DAMMON ENGINEERING, INC.
LOUISIANA & MISSISSIPPI

Chief Engineer: Brian Mistich, PE
554 Old Spanish Trail
Slidell, LA 70458

www.dammonengineering.com
info@dammonengineering.com
PH: 985.649.5832

#	DESCRIPTION	REVISIONS	DATE

SEAL:

RENOVATION OF ADA RESTROOMS AND BAR
OSHAKA HABACHI
GRILL & SUSHI BAR

712 I-10 SERVICE ROAD
SLIDELL, LA 70461

JOB No:	2330	DATE:	12-01-17
DRAWN BY:	GKD	CHECKED BY:	JMS

This drawing is the property of Dammon Engineering, and any part thereof shall be copied, used or disclosed to others for any purpose without prior written consent of Dammon Engineering. Any reproduction, in whole or in part, or any use of the design or art work contained in this document by others is prohibited. Read dimensions and drawings, and shop drawings and samples must be submitted to Dammon Engineering before work is started. Discrepancies must be reported immediately.

SHEET TITLE:
ACCESSIBILITY INFORMATION

DRAWING NUMBER:

G100

SHEET No: 1 of #1

FILE NAME: \\ - RESTAURANTS\330 - Oshaka Grill\Drawings\Current Drawings\G100 - Bathroom and Bar Details.dwg PLOT DATE & TIME: Friday, December 1, 2017 10:27:56 AM