

A Series Solid Door Reach-In Refrigerators & Freezers

REFRIGERATION
AVANTCO

www.AvantcoRefrigeration.com

MODEL #178A49FHC

A SERIES REACH-IN FREEZER

Keep ingredients within a safe temperature range in a sleek, durable, and easy-to-clean environment

CABINET CONSTRUCTION

Cabinet construction includes white painted aluminum interior and 430 stainless steel exterior.

Foamed-in-place CFC- and HCFC-free polyurethane insulation helps provide structural rigidity and maintain internal temperatures.

Removable one-piece grill for cleaning and servicing.

Doors have stay-open feature beyond 90° for easy loading, but will self-close under 90° to save energy.

REFRIGERATION SYSTEM

Environmentally-safe R290 refrigerant. Bottom-mounted condensing unit positioned for easy maintenance.

“No stoop” lower shelf raises product to a higher level for easy access.

SHELVING

6 gray epoxy-coated steel shelves included. Each accommodates up to 90 lb.

MODEL FEATURES

Preprogrammed digital controls feature auto-defrost function.

SPECIAL FEATURES

- Self-closing doors with convenient stay-open feature
- Easy-to-clean 430 series stainless steel exterior
- Painted aluminum interior
- Temperature range of (-5)°F - 2°F
- 6 shelves included
- Environmentally-safe R290 refrigerant
- Digital temperature controller with automatic defrost function
- 115V; 1 HP
- ETL Safety & Sanitation Listed



WARRANTY


RESIDENTIAL: Avantco assumes no liability for parts or labor coverage for component failure, factory defect or any other damages for units installed in non-commercial foodservice or residential applications.



Parts & Labor



Compressor



A Series Solid Door Reach-In Refrigerators & Freezers

MODEL #178A49FHC



www.AvantcoRefrigeration.com

TECHNICAL DATA

Dimensions

Exterior Dimensions	54"W x 32¼"D x 82½"H
Interior Dimensions	49⅜"W x 27⅞"D x 53½"H
Net Volume	41.3 cu. ft.
Net Weight	443 lb.
Gross Weight	519 lb.
Packaging Dimensions	56¼"W x 34¾"D x 85½"H

Construction

Exterior Material	430 Stainless Steel
Interior Material	Painted Aluminum
Insulation Material	Foamed-In-Place Polyurethane
Shelf Size	(6) 23⅝"W x 23¼"D
Shelf Material	Epoxy-Coated Steel
Shelf Load Capacity	90 lb.

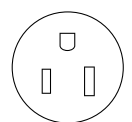
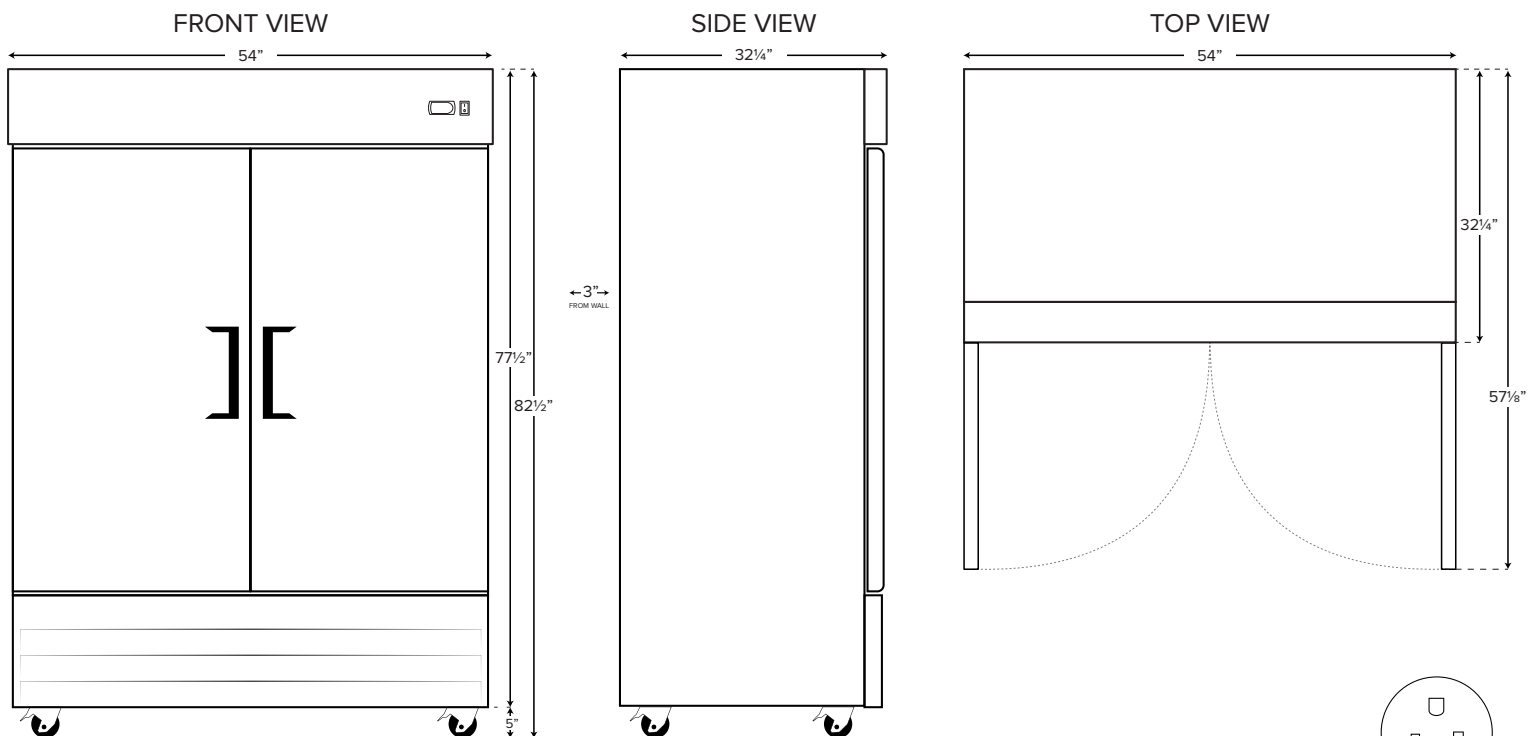
Cooling

Temperature Range	(-5)°F - 2°F
Refrigerant	R290
Max. Ambient Temperature	90°F
Defrosting	Automatic
Temperature Controller	Digital
Horsepower	1

Electrical

Voltage	115
Amps	11.1
Hz	60
Phase	1
Plug Type	NEMA 5-15P
Electrical Cord Length	96"

PLAN VIEW



NEMA 5-15P