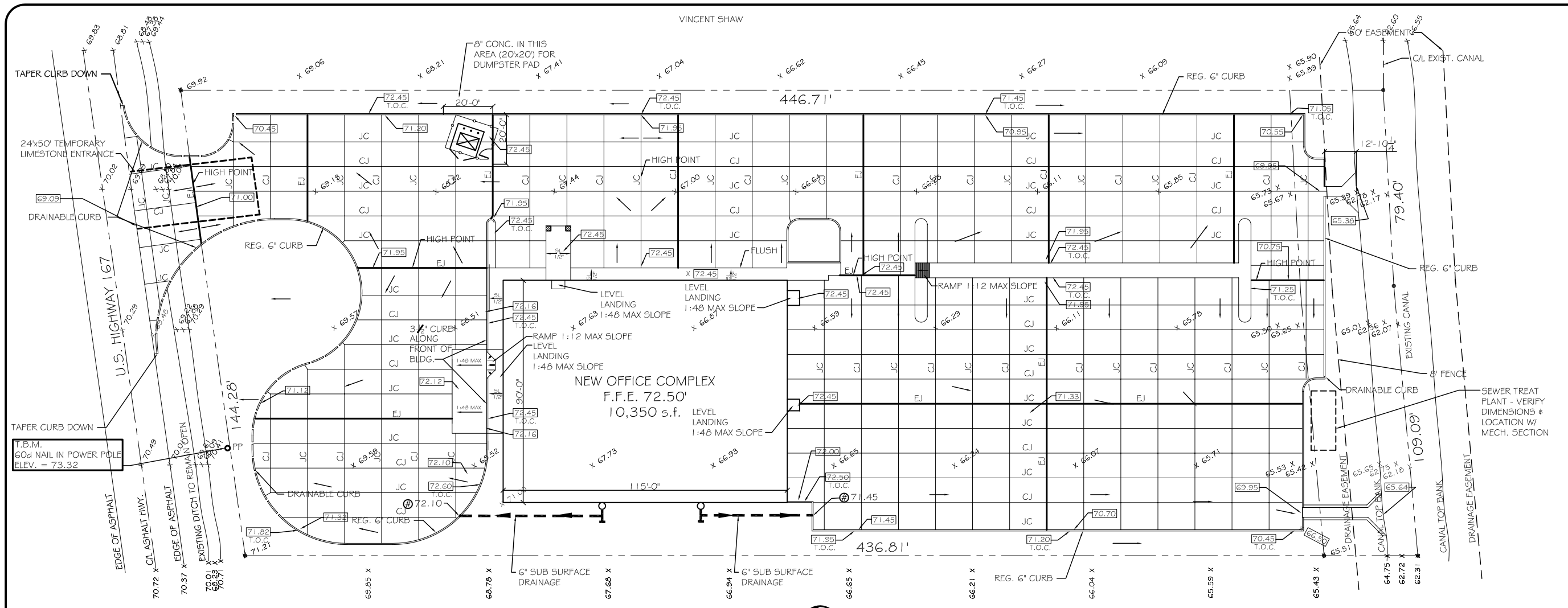

PAVING PLAN

SCALE: 1"=20'-0"

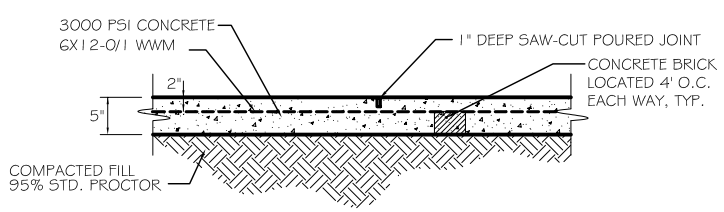

JOINT CONTRACTION (JC)

N.T.S.

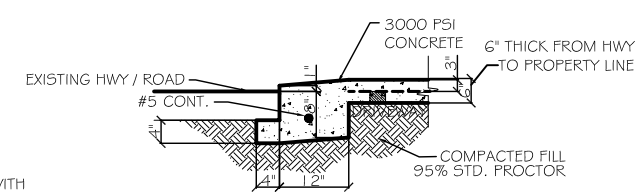

DRIVEWAY SECTION (DS)

N. T. S.

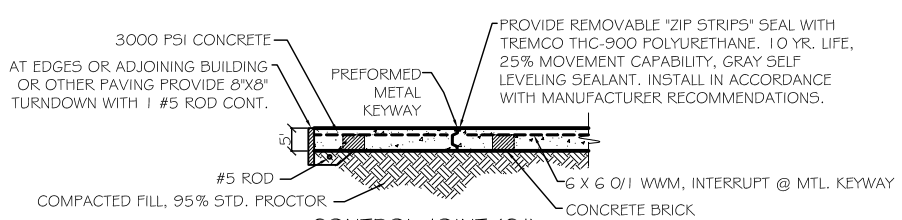

CONTROL JOINT (CJ)

N. T. S.

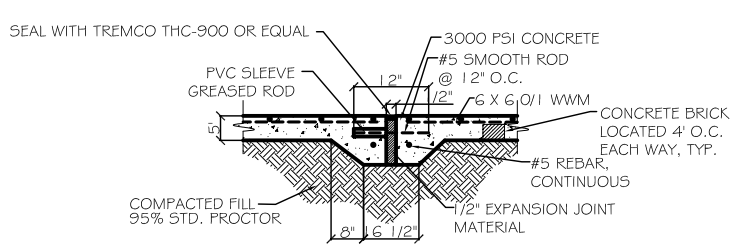

EXPANSION JOINT (EJ)

N. T. S.

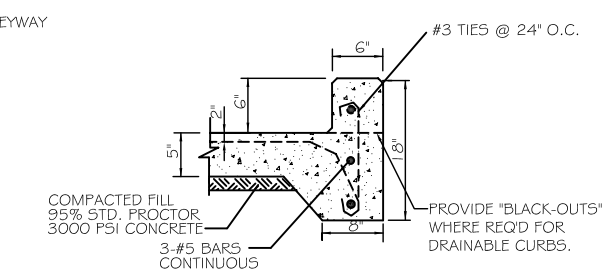

TYPICAL CURB DETAIL

N. T. S.

CONCRETE PAVING AREA # 69.95'

SLOPE FOR NORTH PAVED DITCH = 35.8%
SOUTH PAVED DITCH = 13.3%

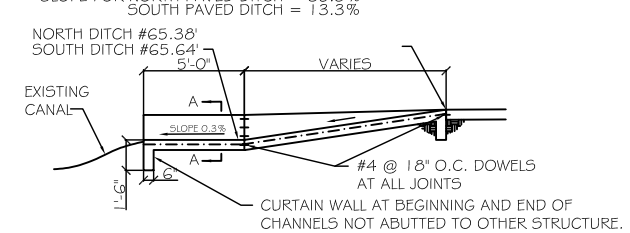

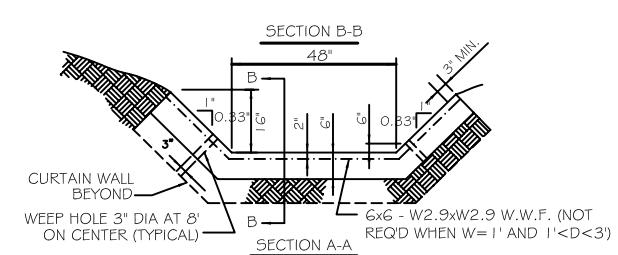

NOTE:
WEEP HOLES TO BE PROVIDED ON ALL CHANNELS WHERE 'W' IS EQUAL TO OR GREATER THAN 4' AND 'D' IS EQUAL TO OR GREATER THAN 2'.

PAVED DITCH DETAIL

N. T. S.

LEGEND

- PROPERTY LINE
- X 70.96 - EXISTING GRADE ELEVATIONS
- 72.50 - NEW GRADE ELEVATIONS
- 73.00 T.O.C. - NEW GRADE ELEVATION, TOP OF CURB
- GRADE SLOPE
- # - INVERT ELEVATION
- NEW DRAIN LINE

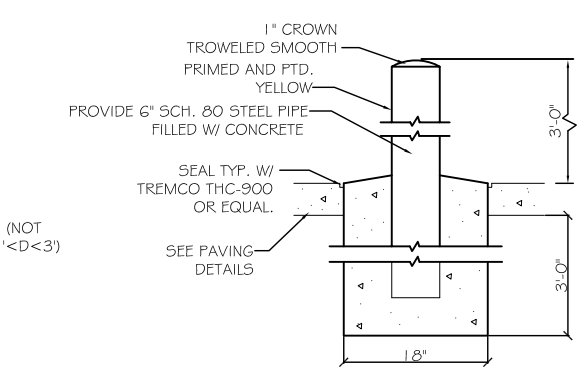

PIPE BOLLARD DETAIL

N. T. S.

DAMMON
ENGINEERING, INC.

CHIEF ENGINEER
EMMETT
DAMMON, P.E.

CHIEF ARCHITECT
ROBERT
WILTSE

1095 FLORIDA AVENUE
SLIDELL, LA. 70458
OFFICE: 985-649-5832
FAX: 985-641-5950

WEBSITE:
WWW.DAMMONENGINEERING.COM

EMAIL:
DAMMONENG@BELLSOUTH.NET

ARCHITECTURE

ENGINEERING

STUDIES

PLANNING

INVESTIGATION

EXPERT WITNESS

NEW OFFICE COMPLEX

CHILD DEVELOPMENT COUNCIL OF ACADIANA, INC.
OPELOUSAS, LA

PAVING PLAN

REV:

SCALE: AS NOTED

JOB#: 2030

DATE: 7-2-09

SHEET

C-4

OF