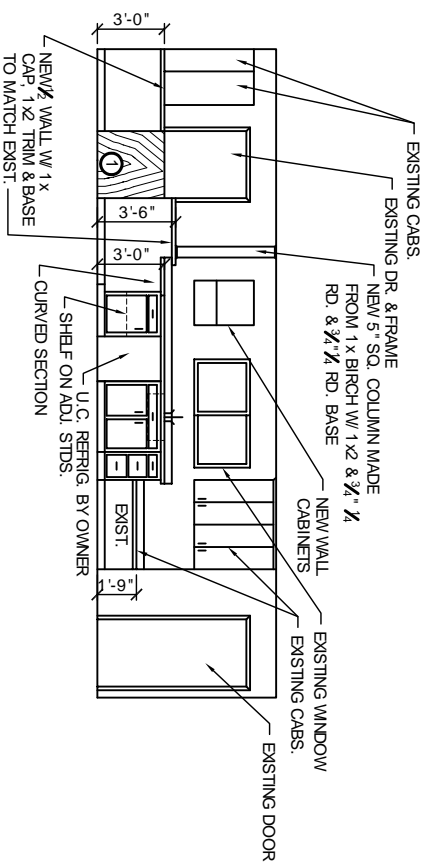
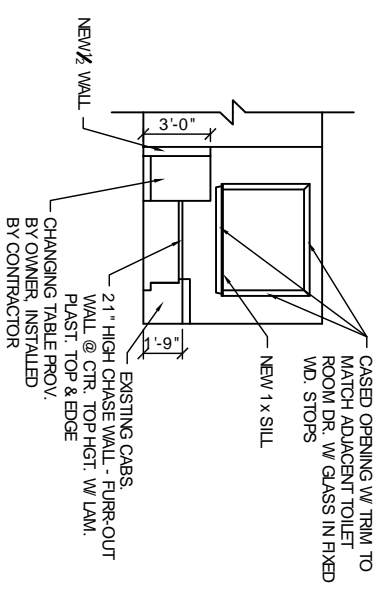


FLOOR PLAN
SCALE: 1/4" = 1'-0"

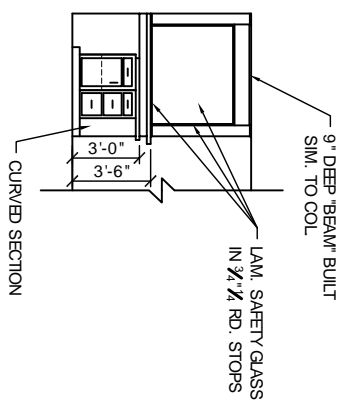
- NOTES**
1. IN GENERAL, FINISHES, MATERIALS, ETC. TO MATCH EXISTING.
 2. CONNECT TO EXIST. ELEC. PLUMBING, ETC. AS REQD.
 3. RELOCATE VARIOUS ITEMS AS REQD.
 4. DR. LMK. 1 TO BE SOLID CORE WD. DR. W/ LEVER. PASSAGE LOOK W/ CONT. STOP @ STRIKE.
 5. SINK S-1 TO BE EKAY DLR312212 W/ 7/10" WIDE FAUCET, & RETRACTABLE SPRAY & HOSE, CAST P. TRAP W/ CLEANOUT, ANGLE STOPS, STRAINER, ETC. AS REQD. FOR A COMPLETE INSTALLATION.
 6. NEW 1/2 WALLS TO BE CONSTRUCTED OF TYPE 'X' GYP. BD. ON EA. SIDE OF 2x4 STUDS @ 16" O.C. OR 3 3/4" MET. STUDS @ 16" O.C.



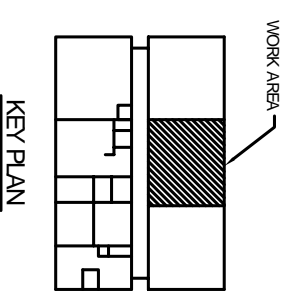
INTERIOR ELEVATION #1
SCALE: 1/4" = 1'-0"




INTERIOR ELEVATION #2
SCALE: 1/4" = 1'-0"




INTERIOR ELEVATION #3
SCALE: 1/4" = 1'-0"



KEY PLAN



EXISTING PHOTOS



DAMMON
ENGINEERING, INC.

CHIEF ENGINEER
EMMETT
DAMMON, P. E.
CHIEF ARCHITECT
ROBERT
WILTSE

1095 FLORIDA AVENUE
SUITE LL, LA. 70459
OFFICE: 985-649-5832
FAX: 985-641-5950

WEBSITE:
WWW.DAMMONENGINEERING.COM
EMAIL:
DAMMONING@BELLOUTH.NET

ARCHITECTURE
ENGINEERING
STUDIES
PLANNING
INVESTIGATION
EXPERT WITNESS

KROTZ SPRINGS
HEAD START
CLASSROOM
RENOVATIONS

EARLY HEAD START
TODD AVE
KROTZ SPRINGS, LA

FLOOR PLAN,
ELEVATIONS
AND NOTES

REV:	
SCALE:	AS NOTED
JOB#:	2052
DATE:	12-11-09
SHEET:	1

A-1