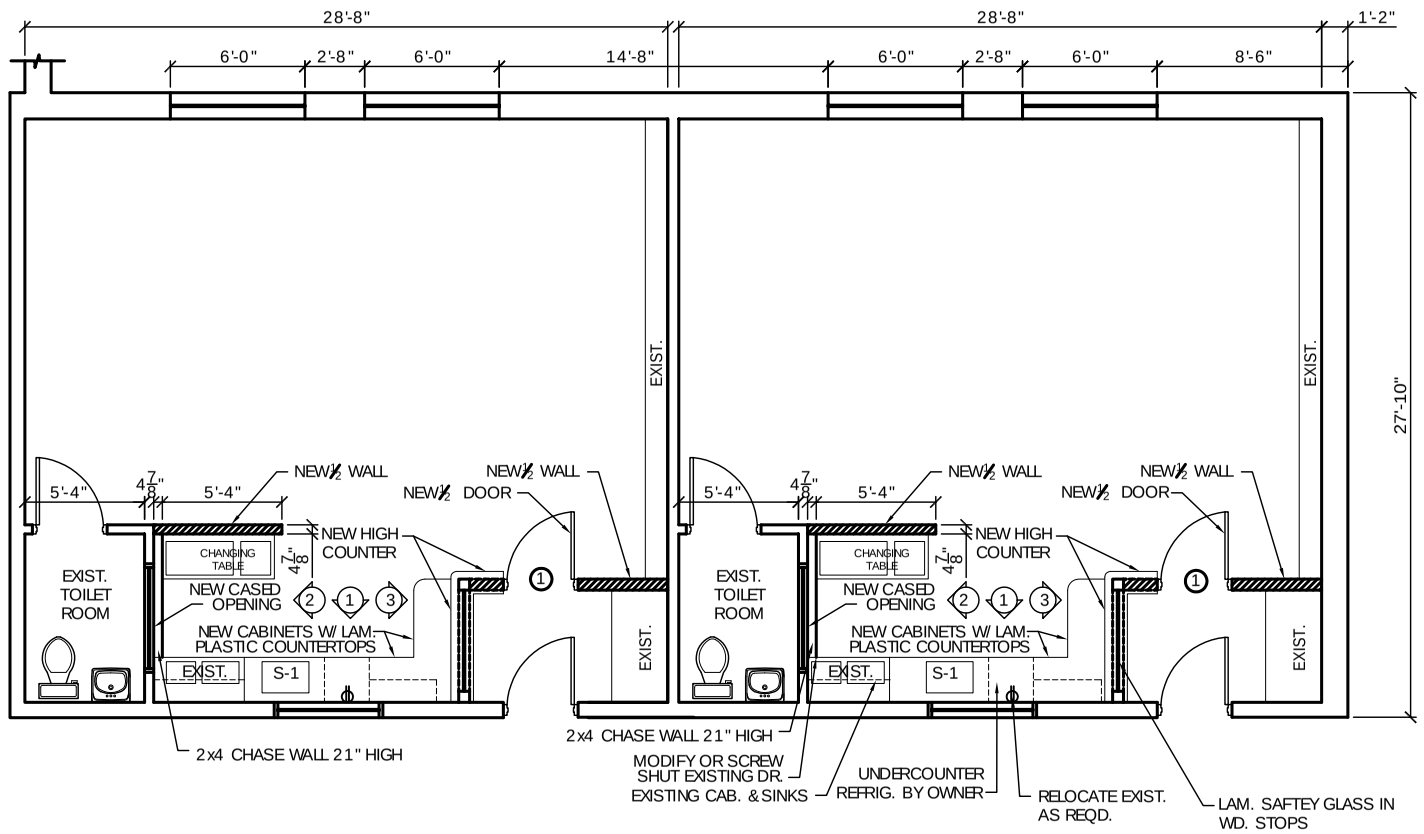

FLOOR PLAN

SCALE: 1/4"= 1'-0"

NOTES

1. IN GENERAL, FINISHES, MATERIALS, ETC. TO MATCH EXISTING.
2. CONNECT TO EXIST. ELEC, PLUMBING, ETC, AS REQD.
3. RELOCATE VARIOUS ITEMS AS REQD.
4. DR. MK. 1 TO BE SOLID CORE WD. DR. W/ LEVER 'PASSAGE' LOCK W/ CONT. STOP @ STRIKE.
5. SINK S-1 TO BE ELKAY DLR312212 W/ 710-WFHDF FAUCET, & RETRACTABLE SPRAY & HOSE, CAST P. TRAP W/ CLEANOUT, ANGLE STOPS, STRAINER, ETC. AS REQD. FOR A COMPLETE INSTALLATION.
6. NEW 1/2 WALLS TO BE CONSTRUCTED OF TYPE "X" GYP. BD. ON EA. SIDE OF 2x4 STUDS @ 16" O.C., OR 3 5/8" MET. STUDS @ 16" O.C.

EXISTING PHOTOS

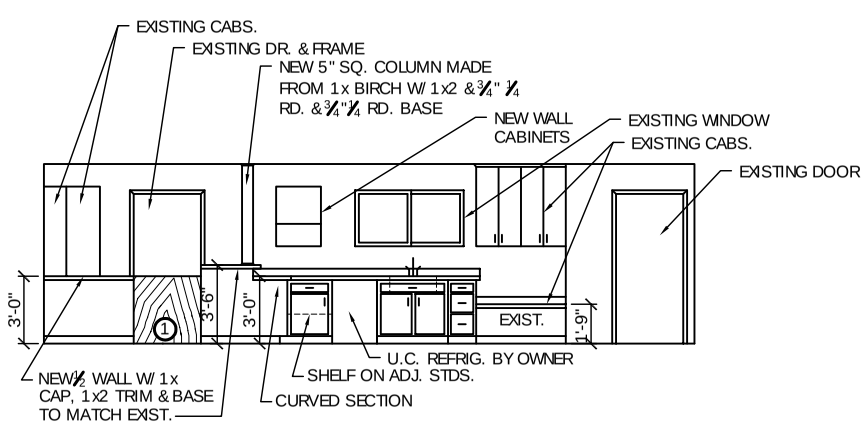

INTERIOR ELEVATION #1

SCALE: 1/4"= 1'-0"

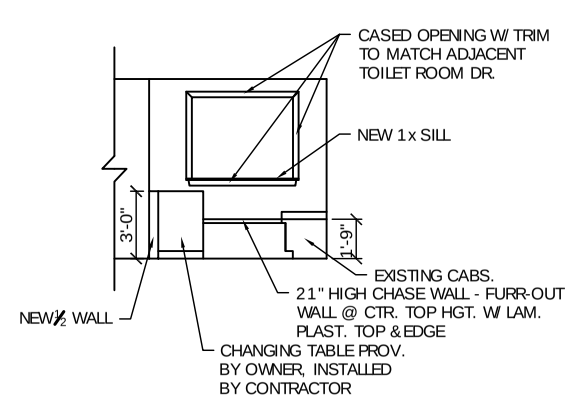

INTERIOR ELEVATION #2

SCALE: 1/4"= 1'-0"

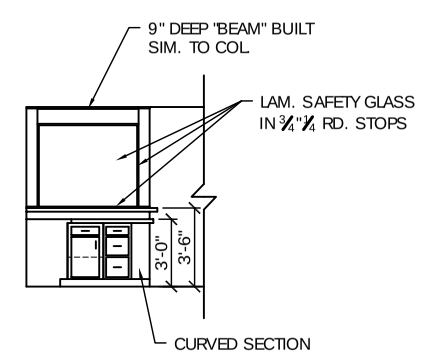

INTERIOR ELEVATION #3

SCALE: 1/4"= 1'-0"

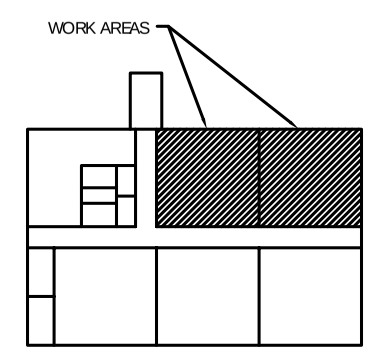

KEY PLAN

DAMMON ENGINEERING, INC.

CHIEF ENGINEER
EMMETT
DAMMON, P.E.

CHIEF ARCHITECT
ROBERT
WILTSE

1095 FLORIDA AVENUE
SLIDELL, LA. 70458
OFFICE: 985-649-5832
FAX: 985-641-5950

WEBSITE:
WWW.DAMMONENGINEERING.COM

EMAIL:
DAMMONENG@BELLSOUTH.NET

ARCHITECTURE

ENGINEERING

STUDIES

PLANNING

INVESTIGATION

EXPERT WITNESS

OPELOUSAS HEAD START CLASSROOM RENOVATIONS

EARLY HEAD START

OPELOUSAS, LA

FLOOR PLAN, ELEVATIONS AND NOTES

REV:

SCALE: AS NOTED

JOB#: 2052

DATE: 12-11-09

SHEET 1

A-1

OF 1