PANEL SCHEDULE

PANEL: MDP
LOCATION: ELECTRIC CLOSET
FEEDER SOURCE: CLEGCO
VOLTAGE: 480/277V, 400A, 3Ø, 4W W/MB PANEL
ENCLOSURE: FLUSH MOUNTED W/ EQUIPMENT GND BAR SD D TYPE 2C LOAD CENTER.

CKT NO	THHN WIRE SIZE	LOAD DESCRIPTION LOCATION	BREAKER AMP	BREAKER POLE	LOAD (kva)	AØ BØ CØ	LOAD (kva)	BREAKER POLE	BREAKER AMP	LOAD DESCRIPTION LOCATION	THHN WIRE SIZE	CKT NO
1	250 MCM	112.5 kva TRANSFORMER	225	3	62.3		5.5	3	20	AC-1 / 10 TON AIR HANDLER W/ 9.9 KW HEAT STRIP	#12	2
3					62.3		5.5					4
5					62.3		5.5					6
7	-	SPACE	-	1	-		6.5	3	35	CU-5 / 10 TON HEAT PUMP	#6	8
9	-	SPACE	-	1	-		6.5					10
11	-	SPACE	-	1	-		6.5					12
13	12	EXTERIOR LIGHTS	20	1	1.0		1.8	1	20	STEM CLASSROOMS 1, 2, & 3 LIGHTS	12	14
15	12	CLASSROOM #1, SPRINKLER CLOSET, DATA, JANITOR AND WOMENS RESTROOM LIGHTS	20	1	0.9		1.2	1	20	CLASSROOMS 2 & 3 AND MECHANICAL RM LIGHTS	12	16
17	12	CORRIDOR LIGHTS	20	1	3.0		1.1	1	20	CLASSROOM 4, MEN'S RESTROOM, OFFICE LIGHTS	12	18
19	12	CLASSROOM #5, WAITING RM, AND OFFICE LIGHTS	20	1	0.9		-	1	20	SPARE	-	20
21	-	SPARE	20	1	-		-	1	20	SPARE	-	22
23	-	SPARE	20	1	-		-	1	20	SPARE	-	24
25	-	SPACE	-	1	-		-	1	-	SPACE	-	26
27	-	SPACE	-	1	-		-	1	-	SPACE	-	28
29	-	SPACE	-	1	-		-	1	-	SPACE	-	30

SOLID NEUTRAL NEUTRAL WIRE (N)
TOTAL CONNECTED LOAD (kva) = 232.8
AØ = 78.0 BØ = 76.4 CØ = 78.4
GROUND BUS GROUND WIRE (G)

PANEL SCHEDULE

PANEL: F-1
LOCATION: ELECTRICAL SERVICE CLOSET
FEEDER SOURCE: 480V TRANSFORMER
VOLTAGE: 208/120V, 400A 3Ø, 4W W/MB PANEL
ENCLOSURE: SURFACE MOUNTED W/ EQUIPMENT GND BAR SD D TYPE 2C LOAD CENTER.

CKT NO	THHN WIRE SIZE	LOAD DESCRIPTION LOCATION	BREAKER AMP	BREAKER POLE	LOAD (kva)	AØ BØ CØ	LOAD (kva)	BREAKER POLE	BREAKER AMP	LOAD DESCRIPTION LOCATION	THHN WIRE SIZE	CKT NO
1	#2	SUB PANEL M-1	100	3	10.1		1.9	3	20	MECHANICAL ERV SYSTEM	#12	2
3					10.1		1.9					4
5					8.8		1.9					6
7	#12	EXHAUST FAN FOR HOOD IN STEM CLASSROOM #3	20	2	1.6		-	-	-	SPACE	-	8
9					1.6		-					10
11	12	STEM CLASSROOM 1 OUTLETS (RM 100)	20	1	1.1		0.9	1	20	STEM CLASSROOM 1 OUTLETS (RM 100)	#12	12
13	12	STEM CLASSROOM 1 OUTLETS (RM 100)	20	1	0.9		0.8	1	20	STEM CLASSROOM 1 OUTLETS (RM 100)	#12	14
15	12	STEM CLASSROOM 2 STUDENT OUTLETS (RM 101) - *	20	1	0.9		0.9	1	20	STEM CLASSROOM 2 STUDENT OUTLETS (RM 101) - *	#12	16
17	12	STEM CLASSROOM 2 STUDENT OUTLETS (RM 101) - *	20	1	0.9		0.8	1	20	STEM CLASSROOM 2 TEACHER OUTLETS & CONTACTOR (RM 101)	#12	18
19	12	STEM CLASSROOM 3 STUDENT OUTLETS (RM 102) - *	20	1	0.9					SHUNT TRIP		20
21	12	STEM CLASSROOM 3 STUDENT OUTLETS (RM 102) - *	20	1	0.9		0.9	1	20	STEM CLASSROOM 3 TEACHER OUTLETS & CONTACTOR (RM 102)	#12	22
23	12	CLASSROOM 1 OUTLETS (RM 108)	20	1	0.9					SHUNT TRIP		24
25	12	CLASSROOM 1 OUTLETS (RM 108)	20	1	0.6		0.8	1	20	STEM CLASSROOM 3 STUDENT OUTLETS (RM 102) - *	#12	26
27	12	CLASSROOM 1 OUTLETS (RM 108)	20	1	0.9		0.9	1	20	CLASSROOM 2 OUTLETS (RM 110)	12	28
29	12	CLASSROOM 1 OUTLETS (RM 108)	20	1	0.8		0.6	1	20	CLASSROOM 2 OUTLETS (RM 110)	12	30
31	12	CLASSROOM 2 OUTLETS (RM 110)	20	1	0.9		0.9	1	20	CLASSROOM 3 OUTLETS (RM 113)	12	32
33	12	CLASSROOM 2 OUTLETS (RM 110)	20	1	0.8		0.6	1	20	CLASSROOM 3 OUTLETS (RM 113)	12	34
35	12	CLASSROOM 3 OUTLETS (RM 113)	20	1	0.9		0.9	1	20	CLASSROOM 4 OUTLETS (RM 114)	12	36
37	12	CLASSROOM 3 OUTLETS (RM 113)	20	1	0.8		0.6	1	20	CLASSROOM 4 OUTLETS (RM 114)	12	38
39	12	CLASSROOM 4 OUTLETS (RM 114)	20	1	0.9		0.9	1	20	CLASSROOM 5 OUTLETS (RM 126)	12	40
41	12	CLASSROOM 4 OUTLETS (RM 114)	20	1	0.8		0.6	1	20	CLASSROOM 5 OUTLETS (RM 126)	12	42
43	12	CLASSROOM 5 OUTLETS (RM 126)	20	1	0.9		1.4	1	20	OFFICE OUTLETS (RM 123)	12	44
45	12	CLASSROOM 5 OUTLETS (RM 126)	20	1	0.8		1.4	1	20	COPY/WORK OUTLETS (RMs 114 & 120)	12	46
47	12	OFFICE OUTLETS (RMs 121 & 122)	20	1	1.4		0.7	1	20	STAFF LOUNGE OUTLETS (RM 118)	12	48
49	12	RECEPTION OUTLETS (RM 124)	20	1	1.4		0.7	1	20	MECHANICAL & ELECTRICAL RMs (RM 111 & 112)	12	50
51	12	STAFF LOUNGE OUTLETS (RM 118)	20	1	0.7		0.4	1	20	LAB DISHWASHER (RM 128)	12	52
53	12	HOT WATER HEATER CONTROL MECHANICAL RM (111)	20	1	0.2		0.7	1	20	LAB OUTLETS (RM 128)	12	54
55	12	DATA RM OUTLETS (RM 106)	20	1	1.7		2.0	1	25	SPRINKLER RM (105) HEATER	-	56
57	12	LAB REFRIGERATOR (RM 128) & HOOD SYSTEM IN CLASSROOM 3	20	1	0.5		2.0					58
59	12	LAB ICE MACHINE (RM 128)	20	1	0.4		2.0	1	25	SEWAGE GRINDER PUMP LIFT STATION	-	60
61							2.0					62
63												64
65												66
67												68
69	-	SPARE	20	1	-							70
71	-	SPARE	20	1	-		-	1	20	SPARE	-	72
73	-	SPARE	20	1	-		-	1	20	SPARE	-	74
75	-	SPARE	20	1	-		-	1	20	SPARE	-	76
77	-	SPARE	20	1	-		-	1	20	SPARE	-	78
79	-	SPARE	20	1	-		-	1	20	SPARE	-	80
81	---	SPACE	-	-	-		-	-	-	SPACE	-	82
83	---	SPACE	-	-	-		-	-	-	SPACE	-	84

SOLID NEUTRAL NEUTRAL WIRE (N)
AØ = ****TOTAL CONNECTED LOAD (kVA) = ****BØ = ****
GROUND BUS GROUND WIRE (G)

PANEL SCHEDULE

PANEL: M-1
LOCATION: BLDG. WALL EXTERIOR NEAR A/C UNITS
FEEDER SOURCE: PANEL F-1
VOLTAGE: 208/120V, 100A 3Ø, 4W W/MB PANEL
ENCLOSURE: FLUSH MOUNTED W/ EQUIPMENT GND BAR SD D TYPE 2C LOAD CENTER.

CKT NO	THHN WIRE SIZE	LOAD DESCRIPTION LOCATION	BREAKER AMP	BREAKER POLE	LOAD (kva)	AØ BØ CØ	LOAD (kva)	BREAKER POLE	BREAKER AMP	LOAD DESCRIPTION LOCATION	THHN WIRE SIZE	CKT NO
1	MCM	CU-1	-	2	3.3		0.2	1	20	OUTLET	-	2
3					3.3		3.5	2	-	CU-2 MCM		4
5	MCM	CU-3	-	2	3.3							6
7					3.3		3.3	2	-	CU-2 MCM		8
9	-	SPACE	-	-	-		3.3					10
11					-		-	1	20	SPARE	-	12

SOLID NEUTRAL NEUTRAL WIRE (N)
TOTAL CONNECTED LOAD (kva) = 21.0
AØ = 10.1 BØ = 10.1 CØ = 6.8
GROUND BUS GROUND WIRE (G)

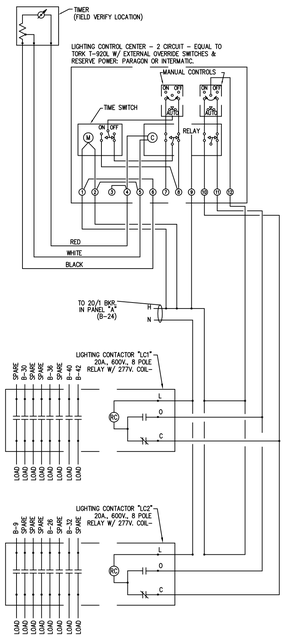

GENERAL NOTES:
1.LIGHTING CONTACTOR "LC1" AND "LC2" SHALL BE ENERGIZED AT PRE-SET TIME BY TIMECLOCK DE-ENERGIZED AT PRE-SET TIME BY TIMECLOCK (OBTAIN SETTING FROM OWNER).

NOTE:
MOUNT LIGHTING CONTACTORS IN NEMA 1 ENCLOSURE

LIGHTING CONTACTOR DIAGRAM (3 / E103)
SCALE: 1/4" = 1'-0"

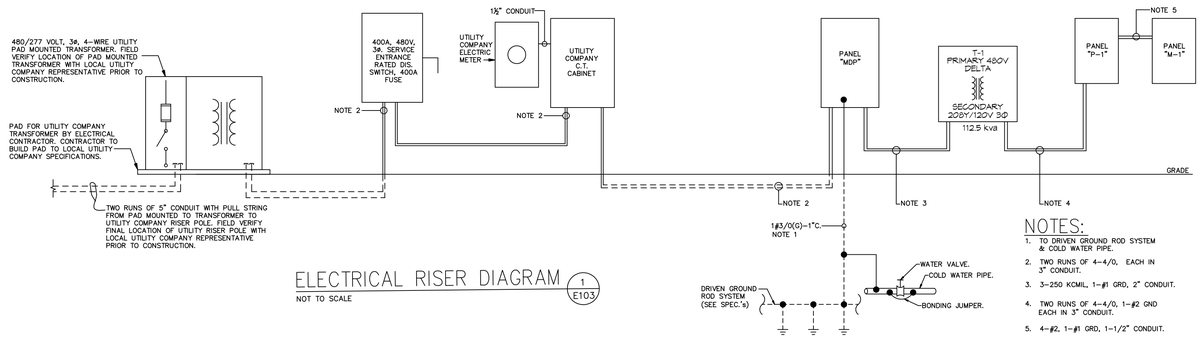

ELECTRICAL RISER DIAGRAM (1 / E103)
NOT TO SCALE

NOTES:
1. TO DRIVEN GROUND ROD SYSTEM & COLD WATER PIPE.
2. TWO RUNS OF 4-4/0, EACH IN 3" CONDUIT.
3. 3-250 KCMIL, 1-#1 GRD, 2" CONDUIT.
4. TWO RUNS OF 4-4/0, 1-#2 GND EACH IN 3" CONDUIT.
5. 4-#2, 1-#1 GRD, 1-1/2" CONDUIT.

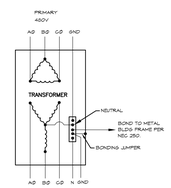

TRANSFORMER NOTES:
TRANSFORMERS SHALL BE A NEW ENERGY EFFICIENT DRY TYPE WITH NEMA 1 ENCLOSURE MOUNT TRANSFORMERS ABOVE POWER PANEL ON SHELF UNLESS OTHERWISE NOTED

ELECTRICAL TRANSFORMER (2 / E103)
NOT TO SCALE

DAMMON ENGINEERING, INC.
LOUISIANA & MISSISSIPPI
www.dammonengineering.com
info@dammonengineering.com
PH: 985.649.5832
Chief Engineer: Brian Mistich, PE
554 Old Spanish Trail
Slidell, LA 70458

75 % COMPLETE

REVISIONS

#	DESCRIPTION	DATE

SEAL:

SHELL-ONLY PACKAGE
CHRIST EPISCOPAL CLASSROOM
60 CHRISTWOOD BOULEVARD
COVINGTON, LA 70433

JOB No: 2373 DATE: 05-17-2019
DRAWN BY: DPD CHECKED BY: BAM

The above drawings are certified to include design and arrangements represented herein as a set and shall remain the property of Dammon Engineering, and no part thereof shall be copied, disclosed to others, or used in connection with any work other than the project for which they have been prepared and delivered, without the prior written consent of Dammon Engineering. Visual contact with these drawings or specifications shall constitute conclusive evidence of acceptance of these restrictions.

SHEET TITLE:
PANEL SCHEDULES

DRAWING NUMBER:
E103

SHEET No: 12 of 12

FILE NAME: J:\- Schools Projects\2373 - Christ Episcopal - New Classroom Bldg. - Mistich\Drawings\Current Drawings\E104-Electrical Panel Schedules.dwg PLOT DATE & TIME: Friday, May 24, 2019 1:28:40 PM