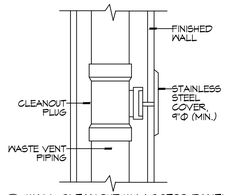

A WALL CLEANOUT W/ ACCESS PANEL

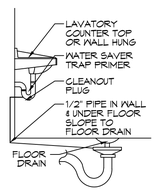

B FLOOR DRAIN

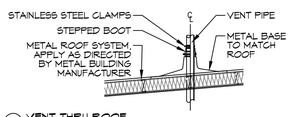

C VENT THRU ROOF

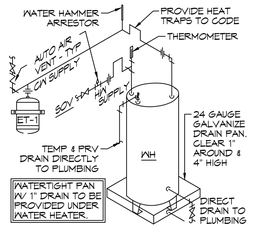

D WATER HEATER DETAIL

TYPICAL DETAILS

SCALE: NTS

MISCELLANEOUS PLUMBING

SYMBOLS & ABBREVIATIONS

CO	LINE CLEAN OUT
VTR	VENT THRU ROOF
—— V ——	VENTILATION LINE
—— S ——	SEWAGE LINE

ALL SANITARY SEWER LINES ARE DIAGRAMMATICALLY DRAWN FOR CLARITY.

PLUMBING FIXTURE SCHEDULE

MARK	DESCRIPTION	TYPE	ROUGH - IN - SIZE				NOTES
			WASTE	VENT	COLD	HOT	
WC	WATER CLOSET	-	3"	3"	1-1/2"	-	3
LAV	LAVATORY	-	2"	2"	1/2"	1/2"	1,2,3
FD	FLOOR DRAIN	-	3"	2"	-	-	4
DF	DRINKING FOUNTAIN	-	2"	1-1/2"	3/4"	-	1
HS	HAND SINK	-	2"	2"	1/2"	1/2"	1,2,3
MS	SERVICE SINK	-	3"	2"	1/2"	1/2"	-
WH	WATER HEATER	-	3/4"	2"	3/4"	3/4"	-
AHU	AIR HANDLER DRAIN	-	3/4"	2"	-	-	-

NOTES:

1. INSULATE PIPING FOR HANDICAP FIXTURE.
2. PROVIDE CHAIR CARRIER FOR WALL HUNG FIXTURE.
3. HANDICAP FIXTURE
4. INSTALL CONTINUOUS DRIP VALVE ON ALL FLOOR DRAINS.
5. PROVIDE ASSE 1016 COMPLIANT VALVE

GENERAL PLUMBING NOTES

1. PLUMBING LINES SHOWN ARE DRAWN DIAGRAMMATIC IN NATURE AND REPRESENT CONCEPTUAL ROUTING ONLY. CONTRACTOR IS RESPONSIBLE FOR FIELD VERIFICATION OF ALL ACTUAL CONDITIONS.
2. PROVIDE ALL LABOR, MATERIAL, TRANSPORTATION, SUPERVISION, CLEAN-UP, SERVICES, AND EQUIPMENT FOR A COMPLETE OPERATING SYSTEM. THE SYSTEM SHALL INCLUDE HOT AND COLD WATER PIPING, SEWER AND VENT PIPING, INSULATION, WATER HEATER, HANGERS, VALVES, SUPPORTS WITHOUT ANY RESTRICTIONS TO VOLUME. CUT AND PATCH AS REQUIRED TO INSTALL PIPES.
3. ALL WORK AND MATERIAL SHALL CONFORM STRICTLY TO THE LATEST LOCAL CITY, PARISH, STATE AND NATIONAL GOVERNING CODES. MUST MEET LA STATE PLUMBING CODE 2013 REQUIREMENTS.
4. CONTRACTOR IS TO FIELD VERIFY ALL EXISTING UTILITY LOCATIONS, ELEVATIONS AND SIZES PRIOR TO COMMENCING ANY WORK. CONTRACTOR SHALL PAY NECESSARY FEES FOR THE UTILITIES CONNECTIONS.
5. CONTRACTOR IS RESPONSIBLE TO VERIFY THE EXISTING INVERTS AND SET NEW INVERTS OF SENERAGE AND DRAINAGE PIPES.
6. SENERAGE LINES 3-INCH AND SMALLER SHALL BE SLOPED 1/4" PER FOOT AND LINES 4-INCH AND LARGER SHALL BE 1/8" PER FOOT.
7. TEST ALL PIPING AT REQUIRED PRESSURE.
8. ALL PLUMBING SHALL BE CLOSELY COORDINATED WITH STRUCTURAL, MECHANICAL SYSTEM AND ELECTRICAL SYSTEMS TO INSURE NO TRADES WILL CONFLICT WITH EACH OTHER.
9. DO NOT SCALE DRAWINGS. SEE ARCHITECTURAL DRAWINGS FOR EXACT LOCATIONS OF DOORS, WINDOWS, WALLS, FIXTURES, ETC.
10. ALL WATER MAINS AND PIPING NOT SHOWN FOR CLARITY, ALL LOCATIONS FIELD VERIFIED.
11. MAIN WATER PIPING UNDER GROUND SHALL BE PVC SCHEDULE 40 AND PVC SCHEDULE 80 WHERE EXPOSED ABOVE GRADE.
12. DOMESTIC WATER PIPING AND FITTINGS INSIDE BUILDING ABOVE THE FINISHED FLOOR SHALL BE CPVC SCHEDULE 40 OR PEX TUBING AND FITTINGS.
13. SOIL, WASTE, VENT PIPING AND FITTINGS:
    A. ABOVE THE FINISHED FLOOR SHALL BE PVC SCHEDULE 40 OR ABS SNV.
    B. GRAVITY FLOW PIPING BELOW GRADE SHALL BE SDR-26.
14. ALL WATER PIPING AND FITTINGS ABOVE THE FLOOR SHALL BE INSULATED WITH 1/2" THICK FIBERGLASS INSULATION AND JACKET.
15. ALL ELECTRICAL, MECHANICAL AND PLUMBING ELEMENTS PENETRATING FIRE PARTITIONS SHALL BE FIRE CAULKED. (PENETRATIONS THROUGH RATED CONSTRUCTION SHALL BE SEALED WITH A MATERIAL CAPABLE OF PREVENTING THE PASSAGE OF FLAMES AND HOT GASES WHEN TESTED IN ACCORDANCE WITH ASTM-E814.)
16. ALL VENTS THROUGH ROOF (VTR) SHALL BE LOCATED A MINIMUM OF 10'-0" FROM ANY MECHANICAL OR NATURAL AIR INTAKE.

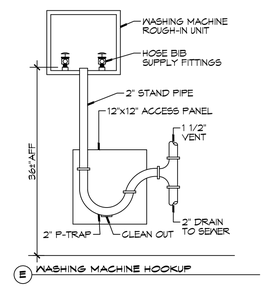

E WASHING MACHINE HOOKUP

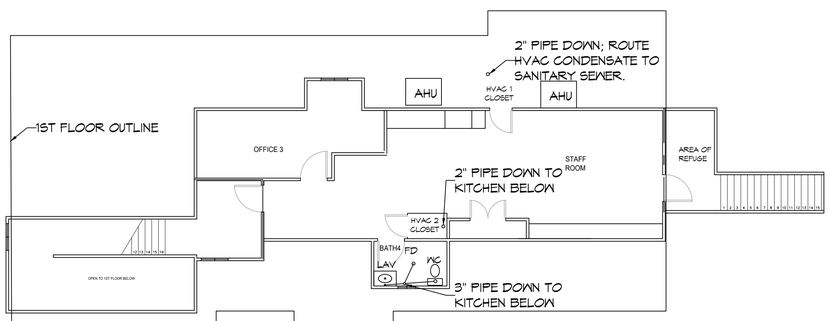

B SECOND LEVEL

SCALE: 1/8"= 1'-0"

PARTIAL VIEW

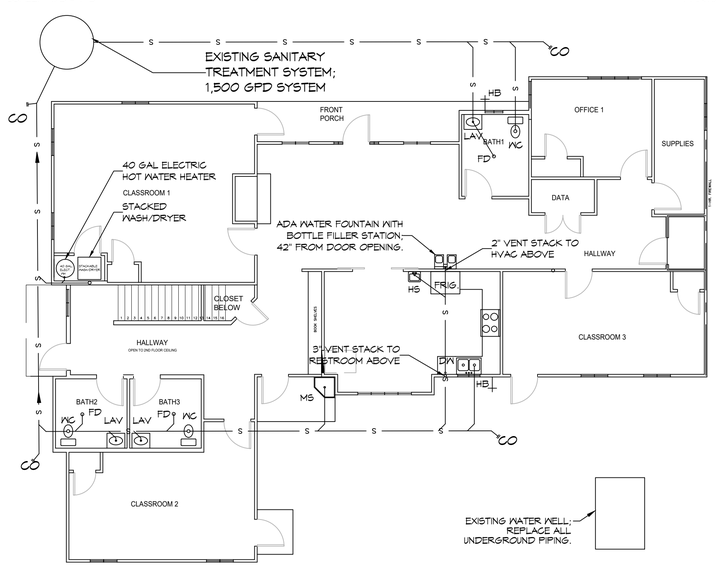

A FIRST LEVEL

SCALE: 1/8"= 1'-0"

PARTIAL VIEW

ALL SANITARY SEWER LINES ARE DIAGRAMMATICALLY DRAWN FOR CLARITY.

1 PLUMBING PLANS

SCALE: 1/8"= 1'-0"

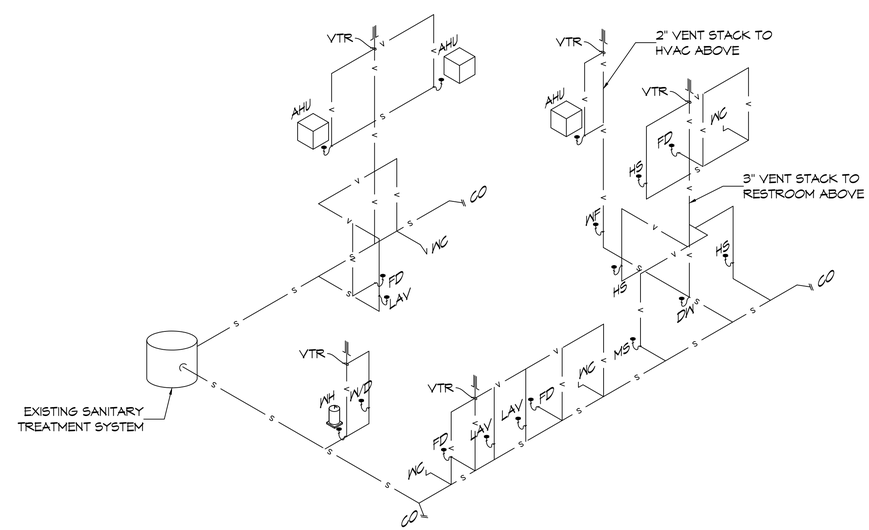

2 PLUMBING RISER DIAGRAM

SCALE: NTS

DAMMON ENGINEERING, INC.
LOUISIANA & MISSISSIPPI
www.dammonengineering.com
info@dammonengineering.com
PH: 985.649.5832
Chief Engineer: Brian Mistich, PE
54 Old Spanish Trail
Slidell, LA 70458

REVISIONS

#	DESCRIPTION	DATE

SEAL:

STATE OF LOUISIANA
BRIAN A. MISTICH
License No. 30187
5/11/2023
PROFESSIONAL ENGINEER

RENOVATION FOR 5TH THROUGH 12TH GRADES

BRIGHTHOUSE LEARNING ACADEMY

21464 CLEAR CREEK DR.
ABITA SPRINGS, LA

JOB No:	24-115	DATE:	9/4/14
DRAWN BY:	GKD	CHECKED BY:	BAM

SHEET TITLE:
PLUMBING PLAN

DRAWING NUMBER:

P101

SHEET No: 10 of #