GENERAL CODE ANALYSIS:

A. APPLICABLE CODES
1. BUILDING: IBC 2006
2. ELECTRICAL: NEC 2005
3. MECHANICAL: IMC 2006
4. PLUMBING: LSPC 2000
5. FIRE/LIFE SAFETY: NFPC 101, 2006
6. ACCESSIBILITY: ADAAG
7. STRUCTURAL: IBC 2006

B. FEDERAL ACCESSIBILITY CODES STANDARDS
1. ADAAG

C. BUILDING USE/CONSTRUCTION CLASSIFICATION (IBC 302):
1. USE GROUP(S) (IBC 303,304):
i. B/A-3
2. CONSTRUCTION TYPE (IBC 602):
i. 2-B
3. HEIGHT AND AREA LIMITATIONS (IBC 503)
EXISTING BUILDING MEETS ALL HEIGHT AND AREA LIMITATIONS
ALLOWABLE HEIGHT:
B = 4 STORIES A-3 = 2 STORIES
ALLOWABLE AREA:
B = 23,000FT² A-3 = 9,500FT²
EXISTING HEIGHT:
3 STORY
PROPOSED TENANT AREA:

FIRST FLOOR:	B = 2,288 FT²	
SECOND FLOOR:	B = 10,255 FT²	A-3 = 1,895 FT²
THIRD FLOOR:	B = 12,150 FT²	
TOTAL SQ. FT.:	B = 24,693 FT²	A = 1,895 FT²

D. PROTECTED VERTICAL OPENINGS (IBC 707.4)
1. 1-HR SEPARATION REQUIRED IF CONNECTING LESS THAN FOUR STORIES
2. SUPPORTING CONSTRUCTION FOR RATED SHAFTS AND STAIRS IS REQUIRED TO MAINTAIN THE FIRE RATING OF THE ASSEMBLY (IBC 706)

E. UNPROTECTED VERTICAL OPENINGS ARE PERMITTED PROVIDED THAT THEY (IBC 707.2.7):
1. CONNECTING NOT MORE THAN TWO ADJACENT STORIES
2. ARE SEPARATED FROM OTHER OPENINGS BY 1 HOUR BARRIER
3. ARE SEPARATED FROM CORRIDORS
4. DO NOT SERVE AS A REQUIRED MEANS OF EGRESS

F. FIRE PROTECTION SYSTEMS (IBC 901):
1. AUTOMATIC FIRE SUPPRESSION SYSTEM
2. MANUAL/PORTABLE FIRE EXTINGUISHERS ARE REQUIRED AT SPECIAL HAZARD LOCATIONS, WITHIN 75 FEET TRAVEL DISTANCE AND AS DIRECTED BY THE OFFICE OF THE STATE FIRE MARSHAL
(IBC 906.1; INTERNATIONAL FIRE CODE)
3. MANUAL FIRE ALARM BOXES SHALL BE LOCATED AT EACH ENTRANCE TO AN EXIT (FBC 907.2)

G. FIRE RESISTANCE RATINGS (IBC 601, 602):
CONSTRUCTION TYPE 2-B

1. EXTERIOR WALLS (LOAD BEARING)		0 HRS.
2. INTERIOR WALLS (LOAD BEARING)		0 HRS.
3. COLUMNS		0 HRS.
4. BEAMS, GIRDERS, TRUSSES		0 HRS.
5. FLOORS		0 HRS.
6. ROOF		0 HRS
7. CORRIDORS		0 HRS
8. STORAGE ROOMS	>100 SF.	0 HRS.
9. ELECTRIC ROOMS		0 HRS.
10. FIRE SEPARATION	<30 SF.	1 HRS.

H. MAXIMUM TRAVEL DISTANCE WITHOUT AUTOMATIC SPRINKLER:
1. BUSINESS 200 FEET (IBC 1016.1)
2. ASSEMBLY 200 FEET (IBC 1016.1)

J MAXIMUM DEAD-END CORRIDOR WITH AUTOMATIC SPRINKLER:
1. ASSEMBLY 20 FEET (IBC 1017.3)
2. BUSINESS 50 FEET (1BC 1017.3 EXCEPTION 2)

K. MAXIMUM COMMON PATH OF TRAVEL WITH AUTOMATIC SPRINKLER (1BC 1014.3):
1. ASSEMBLY 75 FEET EXIT ACCESS
2. BUSINESS 100 FEET EXIT ACCESS

L. EXIT AND EXIT ACCESS WIDTHS FOR SPRINKLERED BUILDING:
1. EGRESS COMPONENTS (IBC TABLE 1005.1):
i. STAIRS .2 INCHES PER OCCUPANT
ii. OTHER EGRESS COMPONENTS .15 INCHES PER OCCUPANT

M. SPECIAL LOCKING ARRANGEMENTS
1. DELAYED EGRESS LOCKS ARE NOT PERMITTED (IBC 1008.1.8.6)

N. ELEVATORS
1. EXISTING ELEVATOR SHALL COMPLY WITH BUILDING CODE

2. EGRESS REQUIREMENTS:

FIRST FLOOR:				
DISTRIBUTION STORE	1018 SQ. FT.	/100	(OCCUPANT LOAD FACTOR)	= 10 OCCUPANTS
SECOND FLOOR:				
OPEN CLINIC AREA	4875 SQ. FT.	/100	(OCCUPANT LOAD FACTOR)	= 49 OCCUPANTS
SALES OFFICE	115 SQ. FT.	/100	(OCCUPANT LOAD FACTOR)	= 01 OCCUPANTS
DISPENSE	92 SQ. FT.	/100	(OCCUPANT LOAD FACTOR)	= 01 OCCUPANTS
LAUNDRY ROOM	87 SQ. FT.	/100	(OCCUPANT LOAD FACTOR)	= 01 OCCUPANTS
WASH HOUSE	383 SQ. FT.	/100	(OCCUPANT LOAD FACTOR)	= 04 OCCUPANTS
GEN. CLASSROOM	1895 SQ. FT.	/ 15	(OCCUPANT LOAD FACTOR)	=126 OCCUPANTS
A/V BOOTH	255 SQ. FT.	/100	(OCCUPANT LOAD FACTOR)	= 03 OCCUPANTS
NAIL CLINIC	490 SQ. FT.	/100	(OCCUPANT LOAD FACTOR)	= 05 OCCUPANTS
ADMISSIONS	297 SQ. FT.	/100	(OCCUPANT LOAD FACTOR)	= 03 OCCUPANTS
FP BREAK ROOM	622 SQ. FT.	/100	(OCCUPANT LOAD FACTOR)	= 06 OCCUPANTS
THIRD FLOOR:				
LL ADVISOR	154 SQ. FT.	/100	(OCCUPANT LOAD FACTOR)	= 02 OCCUPANTS
EDUCATION LEADER	181 SQ. FT.	/100	(OCCUPANT LOAD FACTOR)	= 02 OCCUPANTS
LL OFFICE	1858 SQ. FT.	/100	(OCCUPANT LOAD FACTOR)	= 19 OCCUPANTS
CONFERENCE ROOM	507 SQ. FT.	/100	(OCCUPANT LOAD FACTOR)	= 05 OCCUPANTS
FP LIBRARY	247 SQ. FT.	/100	(OCCUPANT LOAD FACTOR)	= 02 OCCUPANTS
CORE CLASSROOM	502 SQ. FT.	/ 20	(OCCUPANT LOAD FACTOR)	= 25 OCCUPANTS
DIRECTOR	329 SQ. FT.	/100	(OCCUPANT LOAD FACTOR)	= 03 OCCUPANTS
OWNER OFFICE	244 SQ. FT.	/100	(OCCUPANT LOAD FACTOR)	= 02 OCCUPANTS
OPERATIONS	770 SQ. FT.	/100	(OCCUPANT LOAD FACTOR)	= 08 OCCUPANTS
FINANCIAL AID	223 SQ. FT.	/100	(OCCUPANT LOAD FACTOR)	= 02 OCCUPANTS
CORE CLASSROOM	601 SQ. FT.	/ 20	(OCCUPANT LOAD FACTOR)	= 30 OCCUPANTS
SPECIALTY CLASSROOM	952 SQ. FT.	/ 20	(OCCUPANT LOAD FACTOR)	= 48 OCCUPANTS
LOCKER ROOM	258 SQ. FT.	/100	(OCCUPANT LOAD FACTOR)	= 03 OCCUPANTS
THEORY CLASSROOM	463 SQ. FT.	/ 20	(OCCUPANT LOAD FACTOR)	= 23 OCCUPANTS
FP BREAK ROOM	748 SQ. FT.	/100	(OCCUPANT LOAD FACTOR)	= 07 OCCUPANTS
TOTAL PAUL MITCHELL TENANT SPACE				=390 OCCUPANTS

TOTAL OCCUPANTS = 390
OCCUPANT LOAD CALCULATION: 390 OCCUPANTS X .15 = 58.5" (REQUIRED EXIT WIDTH = 72")

3. NET EXIT WIDTH PROVIDED: 108"
DOOR NO. 1 - 36" DOOR NO. 3 - 36"
DOOR NO. 2 - 36"

LIFE SAFETY LEGEND

- 1 HR. FIRE SEPARATION ASSEMBLY
- 2 HR. FIRE SEPARATION ASSEMBLY
- EXIT/ END OF COMMON PATH
- TRAVEL DISTANCE/ COMMON PATH OF TRAVEL
- COMMON PATH/ TRAVEL DISTANCE ORIGIN
- * EXIT ACCESS/ ACTUAL NUMBER OF OCCUPANTS - SEE GENERAL CODE DATA NOTE RE: OCCUPANT LOAD
- EXIT
- 146 / 29.2" / 34" — ACTUAL NUMBER OF OCCUPANTS / REQUIRED WIDTH OF EGRESS ELEMENT / ACTUAL WIDTH OF EGRESS ELEMENT
- 213 — ZONE EGRESS LOAD
- FEC — FIRE EXTINGUISHER CABINET

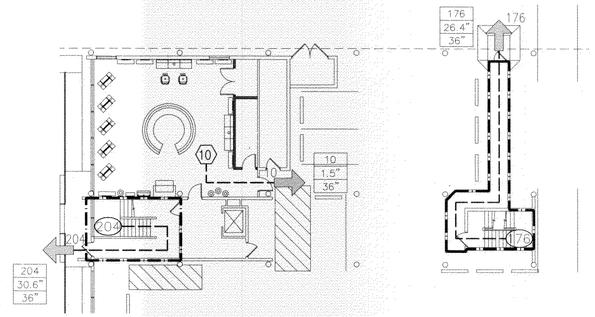

1 A004 1st LEVEL FLOOR PLAN
SCALE: 1/16"=1'-0"

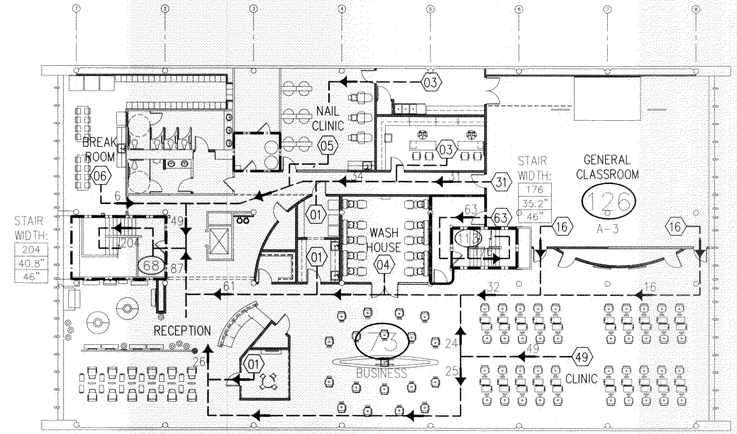

2 A004 2nd LEVEL FLOOR PLAN
SCALE: 1/16"=1'-0"

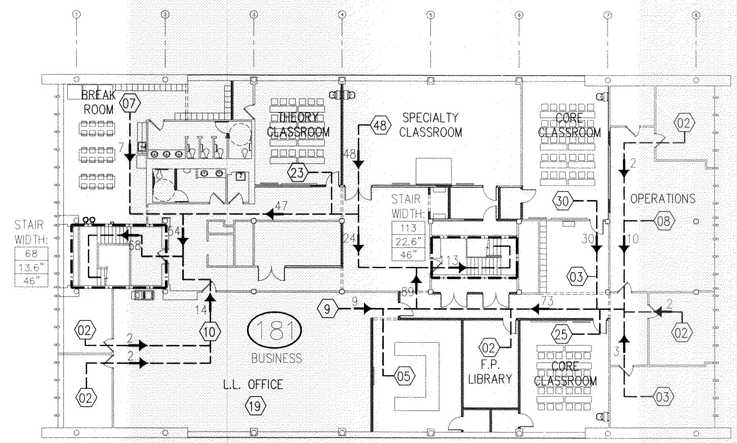

3 A004 3rd LEVEL FLOOR PLAN
SCALE: 1/16"=1'-0"

REVIEWED FOR STATE FIRE MARSHAL AS PER REVIEW LETTER BY: DOUG V. RAMKE
375133

PERMIT ISSUE SET:12.30.09

ARCHITECTS OF RECORD:

BRADFORD J. DUDLEY
345 THIRD STREET
LAGUNA BEACH, CALIFORNIA 92651
T: 949.376.3076 F: 949.376.3078

PAUL MITCHELL
PARTNER SCHOOL

METAIRIE, LA

3321 HESSMER AVENUE
METAIRIE, LA 70002

CLIENT:
MARK AND LISA PALERMO

PROFESSIONAL SEAL:

BRADFORD J. DUDLEY REG. No. 7122 STATE OF LOUISIANA REGISTERED ARCHITECT

SIGNATURE DATE 12.24.2009

SUBMISSION	DATE
CONCEPT PLAN	12.01.09
CONSULTANT COORDINATION	12.14.09
PERMIT ISSUE SET	12.30.09

PROJECT NO: 0921

SCALE:

CODE ANALYSIS
&
LIFE SAFETY

A 004