

DOOR SCHEDULE

MAS. = MASONITE HARDBOARD ALUM. = ALUMINUM STL. = STEEL  
PT. = PAINTED H.M. = HOLLOW METAL SF = STORE FRONT

DOOR NO.	LOCATION	FIRE RATING (IN HOURS)	SIZE			TYPE	MAT.	FIN.	FRAME			HARDWARE		TEMP	NOTES/REMARKS
			WIDTH	HEIGHT	THK.				TYPE	CASING MAT.	CASING FIN.	DETAIL HEAD	JAMB		
FIRST FLOOR:															
ST101.1	STAIR #1	EXIST.					EXIST.								PANIC HARDWARE; VIF
103.1	DISTRIBUTION	-	3'-0"	7'-0"	1 3/4"	B	MAS.	PT.	01	ALUM.	MILL	H1	J1		Y
104	STORAGE	-	3'-0"	7'-0"	1 3/4"	A	MAS.	PT.	01	ALUM.	MILL	H1	J1		
105	MECHANICAL CLOS.	-	PR 3'-0"	7'-0"	1 3/4"	A1	MAS.	PT.	01	ALUM.	MILL	H1	J1		
102	STAIR #2	EXIST.					EXIST.								PANIC HARDWARE; VIF
SECOND FLOOR:															
ST201	STAIR #1	EXIST.					EXIST.								PANIC HARDWARE; VIF
203	SALES OFFICE	-	3'-0"	7'-0"	1 3/4"	B1	ALUM.	SF.	04	ALUM.	MILL	H1	J2		Y
204	SERVER CLOSET	-	3'-0"	7'-0"	1 3/4"	A1	MAS.	PT.	01	ALUM.	MILL	H1	J1		
205	HALLWAY 225	45 MIN	3'-0"	7'-0"	1 3/4"	A	MAS.	PT.	01	ALUM.	MILL	H1	J1		
207.1	DRYER STORAGE	-	3'-0"	7'-0"	1 3/4"	A	MAS.	PT.	01	ALUM.	MILL	H1	J1		
207.2	DRYER STORAGE	-	3'-0"	7'-0"	1 3/4"	A	MAS.	PT.	01	ALUM.	MILL	H1	J1		
208	WASH HOUSE	-	PR 3'-0"	7'-0"	1 3/4"	H	ALUM.	SF.	06	ALUM.	MILL	H1	J2		Y
209	BACK DISPENSE	-	3'-0"	7'-0"	1 3/4"	G	MAS.	PT.	01	ALUM.	MILL	H1	J1		
210	COAT CLOSET	-	3'-0"	7'-0"	1 3/4"	A	MAS.	PT.	01	ALUM.	MILL	H1	J1		
211	STORAGE	-	3'-0"	7'-0"	1 3/4"	A	MAS.	PT.	01	ALUM.	MILL	H1	J1		
212	LAUNDRY	-	3'-0"	7'-0"	1 3/4"	C	MAS.	PT.	01	ALUM.	MILL	H1	J1		Y
213.1	GEN. CLASSROOM	-	3'-0"	7'-0"	1 3/4"	C	MAS.	PT.	01	ALUM.	MILL	H1	J1		Y
213.2	GEN. CLASSROOM	-	3'-0"	7'-0"	1 3/4"	C	MAS.	PT.	01	ALUM.	MILL	H1	J1		Y
213.3	GEN. CLASSROOM	45 MIN	3'-0"	7'-0"	1 3/4"	C2	MAS.	PT.	01	ALUM.	MILL	H1	J1		Y
213.4	GEN. CLASSROOM	-	3'-0"	7'-0"	1 3/4"	C	MAS.	PT.	01	ALUM.	MILL	H1	J1		Y
214	ADMISSIONS	-	3'-0"	7'-0"	1 3/4"	C	MAS.	PT.	01	ALUM.	MILL	H1	J1		Y
215.1	A/V BOOTH	-	3'-0"	7'-0"	1 3/4"	C	MAS.	PT.	01	ALUM.	MILL	H1	J1		Y
215.2	A/V BOOTH	-	PR 3'-0"	7'-0"	1 3/4"	C	MAS.	PT.	01	ALUM.	MILL	H1	J1		Y
215a	A/C CLOSET	-	3'-0"	7'-0"	1 3/4"	A1	MAS.	PT.	01	ALUM.	MILL	H1	J1		
216	NAIL CLINIC	-	3'-0"	7'-0"	1 3/4"	C	MAS.	PT.	01	ALUM.	MILL	H1	J1		Y
217	W.H. CLOSET	45-MIN	3'-0"	7'-0"	1 3/4"	A	MAS.	PT.	01	ALUM.	MILL	H1	J1		
218	S/R ROOM	45-MIN	3'-0"	7'-0"	1 3/4"	A	MAS.	PT.	01	ALUM.	MILL	H1	J1		
219	VESTIBULE	-	3'-0"	7'-0"	1 3/4"	A	MAS.	PT.	01	ALUM.	MILL	H1	J1		
220	MENS	-	3'-0"	8'-0"	1 3/4"	F	MAS.	PT.	01	ALUM.	MILL	H1	J1		
221	WOMENS	-	3'-0"	7'-0"	1 3/4"	F	MAS.	PT.	01	ALUM.	MILL	H1	J1		
ST202	STAIR #2	EXIST.					EXIST.								PANIC HARDWARE; VIF
THIRD FLOOR:															
301	L.L. ADVISOR	EXIST.					EXIST.								
302	EDUCATION	EXIST.					EXIST.								
303.1	L.L. OFFICE	EXIST.					EXIST.								
303.2	L.L. OFFICE	-	3'-0"	7'-0"	1 3/4"	C	MAS.	PT.	01	ALUM.	MILL	H1	J1		Y
304a	STORAGE	-	3'-0"	7'-0"	1 3/4"	A	MAS.	PT.	01	ALUM.	MILL	H1	J1		
305	F.P. LIBRARY	-	3'-0"	7'-0"	1 3/4"	C	MAS.	PT.	01	ALUM.	MILL	H1	J1		Y
306	CORE CLASSROOM	-	3'-0"	7'-0"	1 3/4"	C	MAS.	PT.	01	ALUM.	MILL	H1	J1		Y
306a	STORAGE	-	3'-0"	7'-0"	1 3/4"	A	MAS.	PT.	01	ALUM.	MILL	H1	J1		
307	DIRECTOR OFFICE	EXIST.					EXIST.								
308	OWNER OFFICE	EXIST.					EXIST.								
309	OPERATIONS	EXIST.					EXIST.								
310	FINANCIAL AID	EXIST.					EXIST.								
311	STORAGE	EXIST.					EXIST.								
314	CORE CLASSROOM	-	3'-0"	7'-0"	1 3/4"	C	MAS.	PT.	01	ALUM.	MILL	H1	J1		Y
314a	STORAGE	-	3'-0"	7'-0"	1 3/4"	A	MAS.	PT.	01	ALUM.	MILL	H1	J1		
315	SPECIALTY CLASS	-	PR 3'-0"	7'-0"	1 3/4"	C	MAS.	PT.	01	ALUM.	MILL	H1	J1		Y
315a	STORAGE	-	3'-0"	7'-0"	1 3/4"	A	MAS.	PT.	01	ALUM.	MILL	H1	J1		
316	MECHANICAL CLOS.	-	3'-0"	7'-0"	1 3/4"	A1	MAS.	PT.	01	ALUM.	MILL	H1	J1		
318	THEORY CLASS	-	PR 3'-0"	7'-0"	1 3/4"	C	MAS.	PT.	01	ALUM.	MILL	H1	J1		Y
318a	STORAGE	EXIST.					EXIST.								
319	JANITOR CLOSET	EXIST.					EXIST.								
320	MENS	EXIST.					EXIST.								
323	WOMENS	EXIST.					EXIST.								
324	CAPER STOR.	-	PR 3'-0"	7'-0"	1 3/4"	A	MAS.	PT.	01	ALUM.	MILL	H1	J1		
ST302	STAIR #2	EXIST.					EXIST.								PANIC HARDWARE; VIF
326.1	PHONE/SERVER	-	PR 3'-0"	7'-0"	1 3/4"	A1	MAS.	PT.	01	ALUM.	MILL	H1	J1		
326.2	PHONE/SERVER	-	PR 3'-0"	7'-0"	1 3/4"	A1	MAS.	PT.	01	ALUM.	MILL	H1	J1		
ST301	STAIR #1	EXIST.					EXIST.								PANIC HARDWARE; VIF

DOOR NOTES

- ALL INTERIOR DOORS TO BE SOLID CORE MASONITE HARDBOARD WITH SMOOTH FINISH, UNLESS NOTED OTHERWISE. DOOR FRAMES AND CASING TO BE ALUMINUM BY "ADVANCED ARCHITECTURAL FRAMES" - COMMERCIAL ANODIZED FINISH, WITH "VENUS" 1 1/2" X 3/8" TRIM. EXTERIOR DOORS AND FRAMES TO MATCH EXISTING; VERIFY WITH OWNER.
- DOOR CLOSERS SHALL BE ADJUSTED TO PROVIDE A MAXIMUM FORCE OF 5 LBS TO OPERATE. FIRE DOOR CLOSER SHALL BE ADJUSTED TO MINIMUM FORCE ACCEPTABLE TO FIRE MARSHAL.
- THRESHOLDS SHALL NOT EXCEED 1/2" IN HEIGHT.
- ALL EXTERIOR DOORS SHALL BE WEATHER STRIPPED.
- WHERE LOCATIONS OF WINDOWS AND DOORS ARE NOT DIMENSIONED, THEY SHALL BE CENTERED IN THE WALL OR PLACED TWO STUD WIDTHS FROM ADJACENT WALL AS INDICATED ON THE DRAWINGS.
- ALL LEGAL EXITS SHALL BE PROVIDED WITH SELF-ILLUMINATING EXIT SIGNS HAVING 6" LETTERS WITH 3/4" STROKES IN CONTRASTING COLORS AND WITH TWO SOURCES OF POWER. (SEE SIGNAGE DETAIL).
- ALL DIMENSIONS SHALL BE VERIFIED IN FIELD.
- PAINT INTERIOR DOORS TO MATCH ADJACENT WALL COLOR, U.O.N.
- ALL GLASS SHALL BE TEMPERED, CLEAR GLASS, U.O.N.
- ALL PAIRS OF DOORS SHALL HAVE FLUSH BOLTS.
- ALL HARDWARE TO BE USED IN LABELED ASSEMBLIES SHALL BE UL LISTED FOR USE IN SUCH ASSEMBLIES.
- DO NOT INSTALL ALARM LOCKS ON DOORS WITH HOLD-OPENS.
- EXIT DOORS SHALL HAVE A SIGN ON TOP RAIL STATING "THIS DOOR SHALL REMAIN UNLOCKED WHENEVER BUILDING IS OCCUPIED" IN 1" HIGH WHITE LETTERS ON A TRANSPARENT BACKGROUND. LOCKING DEVICE TO BE OF TYPE THAT IS READILY DISTINGUISHABLE AS LOCKED.
- DOORS WITHIN THE PATH OF TRAVEL FOR HANDICAPPED SHALL BE OPERABLE WITH A SINGLE EFFORT BY LEVER, PANIC BAR OR PUSH/PULL HARDWARE.
- EXIT DOORS SHALL BE OPERABLE FROM THE INSIDE WITHOUT USE OF A KEY OR ANY SPECIAL KNOWLEDGE OR EFFORT.

HARDWARE SCHEDULE AND NOTES

HARDWARE NOTES:

- DOOR STOPS AND BUMPERS TO BE INSTALLED BEHIND ALL DOORS PER HARDWARE SCHEDULE.
- PROVIDE ONE DOZEN KEYS FOR EACH LOCK.
- PLEASE CONTACT PDF ARCHITECTS FOR CURRENT HARDWARE SET SPECIFICATIONS.

MANUFACTURERS:

ABBR.

MC	MCKINNEY
MW	MCKINNEY WEATHERSTRIP
NO	NORTON
RX	RIXSON
SA	SARGENT

FINISHES:

ANSI	US	FINISH	BASE METAL
619	15	SATIN NICKEL PLATED, CLEAR COATED	BRASS, BRONZE
626	26D	SATIN CHROMIUM PLATED	BRASS, BRONZE
630	32D	SATIN STAINLESS STEEL	STAINLESS STEEL
689		ALUMINUM PAINTED	ANY
BLU		BLUE	ANY
GRY		GRAY	ANY

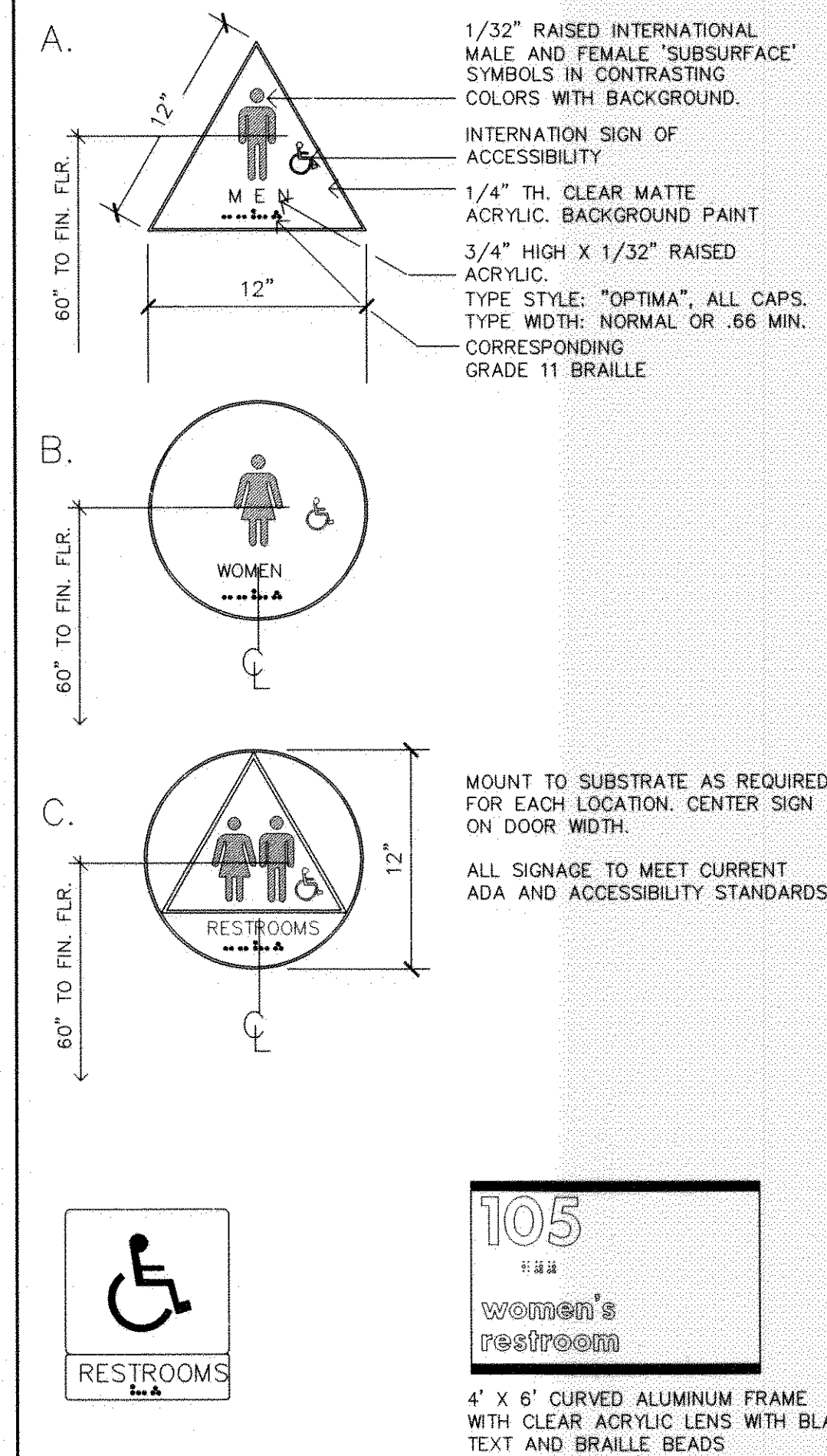
DOOR TYPES:

TYPE

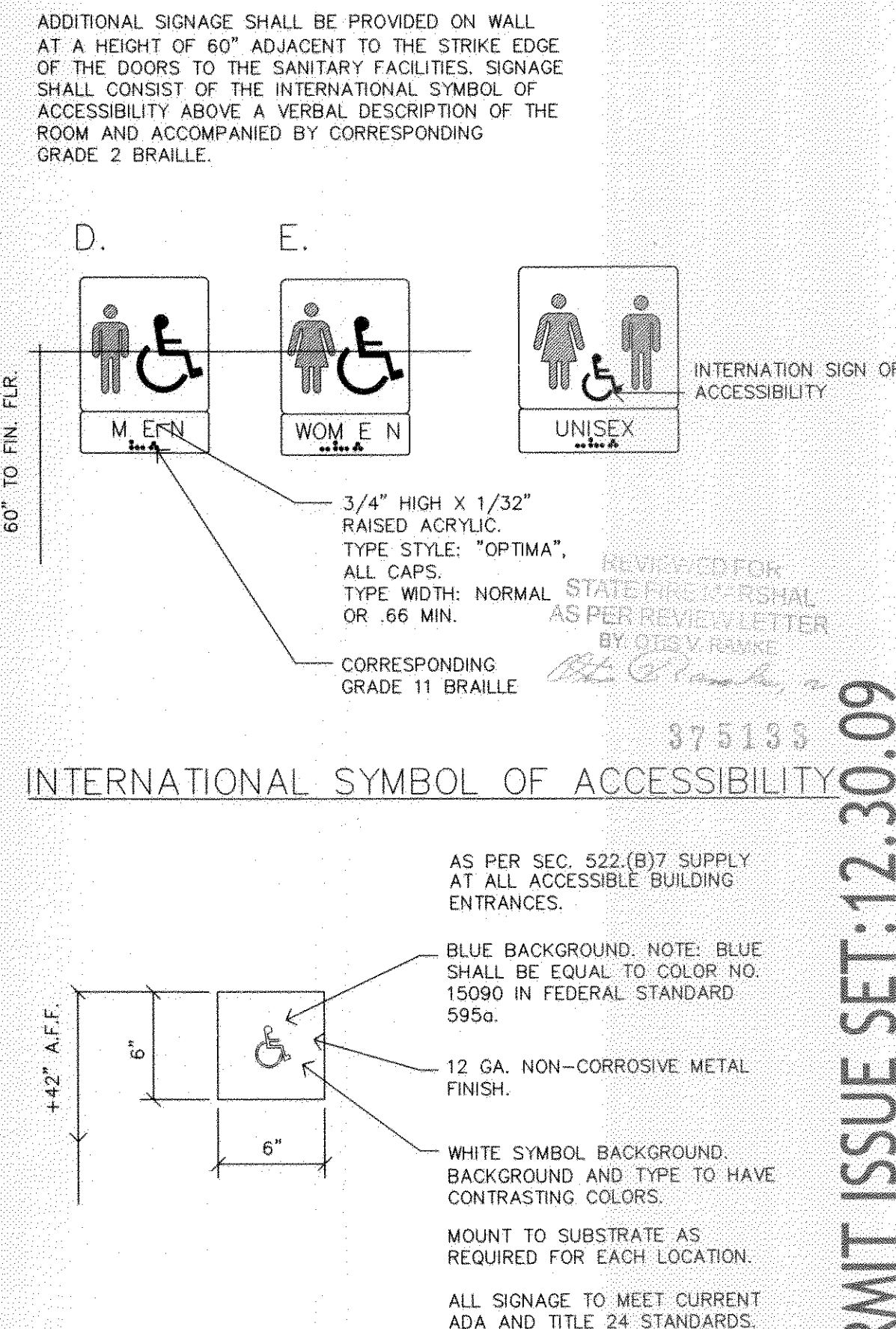
A	TYPICAL STORAGE/TYPICAL STORAGE PAIR
B	TYPICAL OFFICE
C	TYPICAL CLASSROOM
D	TYPICAL EXTERIOR STOREFRONT
E	TYPICAL EMERGENCY EXIST
F	TYPICAL RESTROOM/TYPICAL UNISEX RESTROOM
G	TYPICAL BACK DISPENSE
H	TYPICAL WASH HOUSE

DOOR SIGNAGE :

ACCESSIBLE RESTROOM SIGNAGE



WALL MOUNTED SIGNAGE



ARCHITECTS OF RECORD:

BRADFORD J. DUDLEY  
345 THIRD STREET  
LAGUNA BEACH, CALIFORNIA 92651  
T: 949.376.3076 F: 949.376.3078

PAUL MITCHELL  
PARTNER SCHOOL


METAIRIE, LA

3321 HESSMER AVENUE  
METAIRIE, LA 70002

CLIENT:

MARK AND LISA PALERMO

PROFESSIONAL SEAL:



SUBMISSION	DATE
CONCEPT PLAN	12.01.09
CONSULTANT COORDINATION	12.14.09
PERMIT ISSUE SET	12.30.09

PROJECT NO: 0921

SCALE:

DOOR SCHEDULE  
HARDWARE  
& SIGNAGE

A 501

PERMIT ISSUE SET: 12.30.09