

EXTERIOR STOREFRONT SCHEDULE

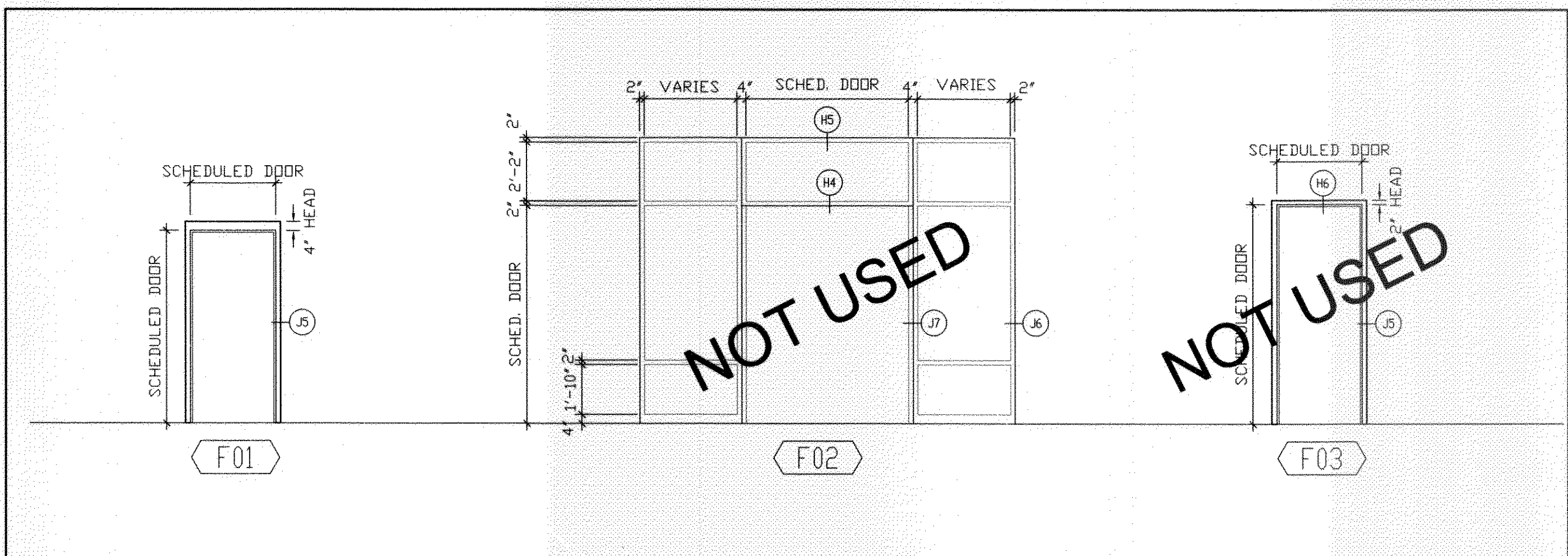
NOTE:
TO MATCH EXISTING STOREFRONT; VERIFY IN FIELD

EXTERIOR DOOR SCHEDULE

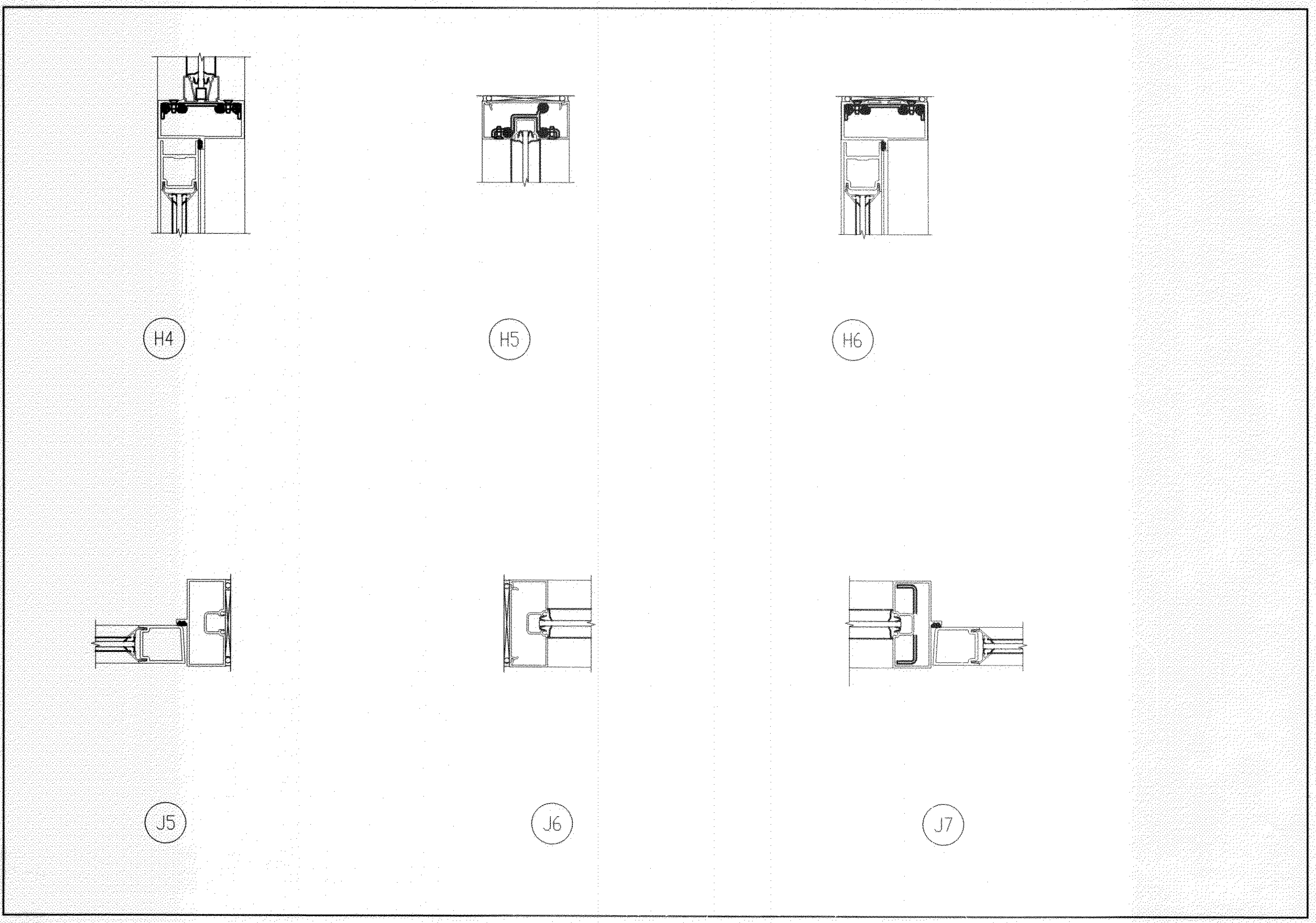
MAS. = MASONITE HARDBOARD ALUM. = ALUMINUM STL. = STEEL
PT. = PAINTED H.M. = HOLLOW METAL SF = STORE FRONT

DOOR NO.	LOCATION	FIRE RATING (IN HOURS)	SIZE			TYPE	MAT.	FIN.	FRAME				HARDWARE SET NO.	GLASS	NOTES/REMARKS
			WIDTH	HEIGHT	THK.				CASING MAT.	CASING FIN.	DETAIL HEAD	JAMB			
ST101	STAIR #1	EXIST.					EXIST.								PANIC HARDWARE; VIF
101.2	VESTIBULE	EXIST.					EXIST.								
103.2	DISTRIBUTION		3'-0"	7'-0"	1 3/4"	D3	ALUM.	ALUM.	F01	ALUM.	ALUM.	H6	J5		
107.2	HALLWAY	EXIST.					EXIST.								PANIC HARDWARE; VIF

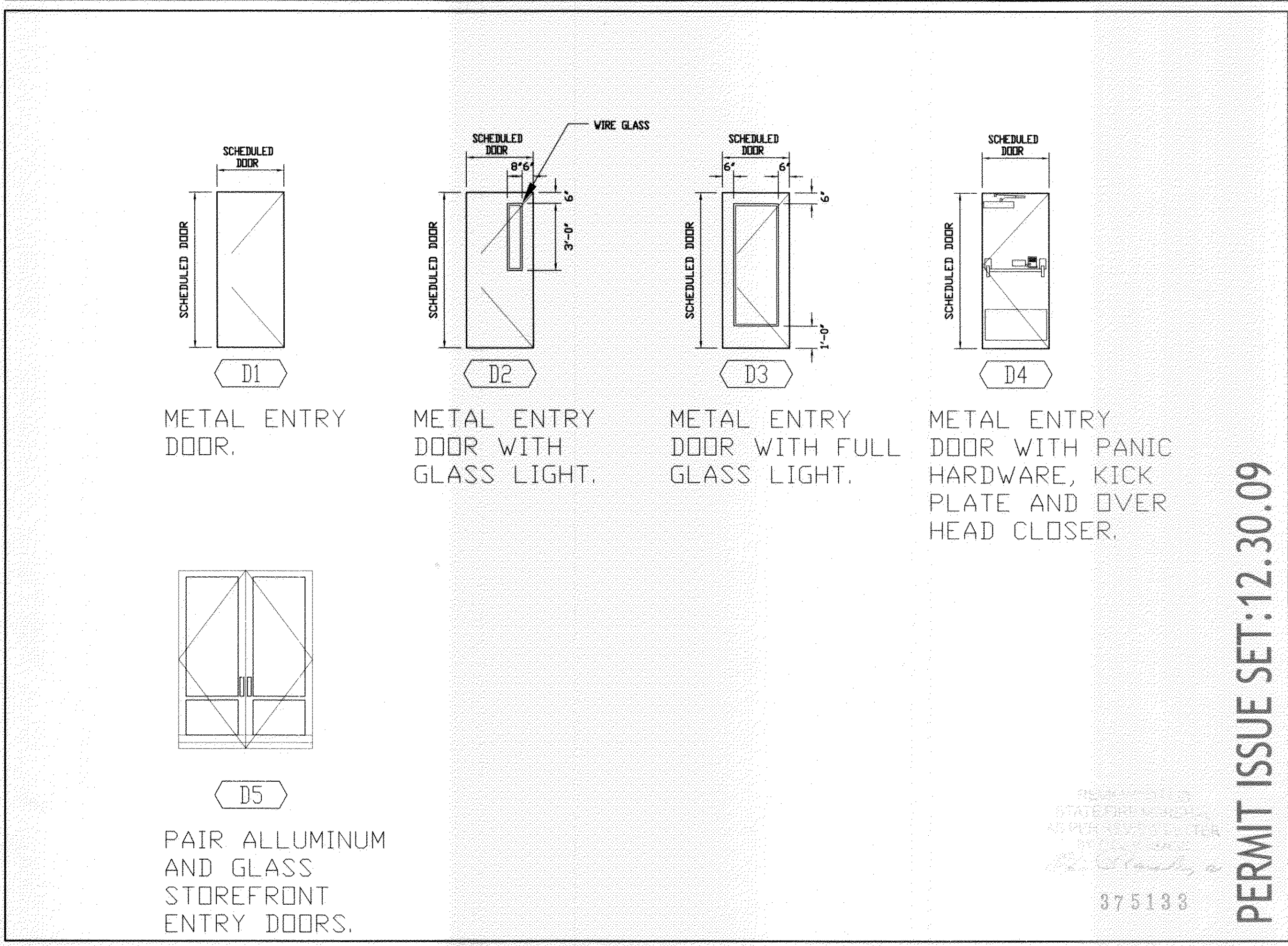
EXTERIOR FRAME TYPES :



EXTERIOR FRAME DETAILS:



EXTERIOR DOOR TYPES :



ARCHITECTS OF RECORD:

BRADFORD J. DUDLEY
345 THIRD STREET
LAGUNA BEACH, CALIFORNIA 92651
T: 949.376.3076 F: 949.376.3078

PAUL MITCHELL
PARTNER SCHOOL


METAIRIE, LA

3321 HESSMER AVENUE
METAIRIE, LA 70002

CLIENT:

MARK AND LISA PALERMO

PROFESSIONAL SEAL:



SIGNATURE

DATE

SUBMISSION	DATE
CONCEPT PLAN	12.01.09
CONSULTANT COORDINATION	12.14.09
PERMIT ISSUE SET	12.30.09

PROJECT NO: 0921

SCALE:

EXTERIOR DOOR SCHEDULE

A 702