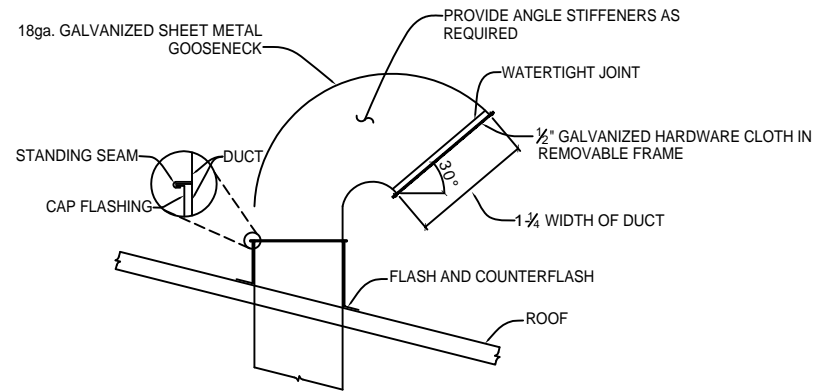


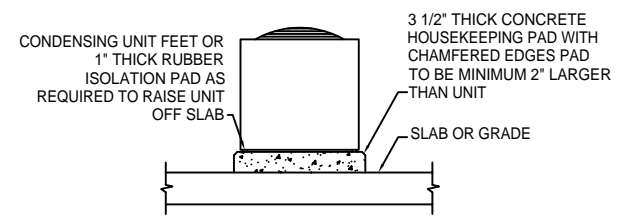
HVAC AHU/CLOSET SECTION 1
SCALE: NTS

- NOTES:
1. ON UNITS UNDER 5 TONS, PROVIDE FIRESTAT IN THE RETURN AIR WIRED TO SHUT DOWN THE UNIT WHEN TEMPERATURE IS EXCEEDED.
 2. ON UNITS 5 TONS OR LARGER, PROVIDE A SMOKE DETECTOR IN THE SUPPLY AND THE RETURN AIR DUCTS WIRED TO SHUT DOWN THE UNIT WHEN SMOKE IS DETECTED. THE SMOKE DETECTOR IN THE RETURN AIR MAY BE ELIMINATED IF CONTRACTOR RECEIVES APPROVAL FROM THE LOCAL AUTHORITY HAVING JURISDICTION.

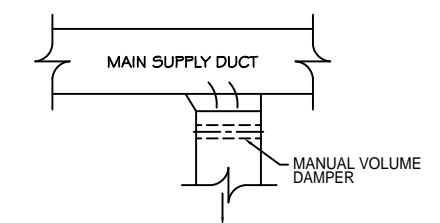
NOTE: FRESH AIR INTAKES AND EXHAUST DUCTS MAY BE RAN TO AND TERMINATE AT SOFFIT IN LIEU OF PENETRATING ROOF OR BRICK VENEER.



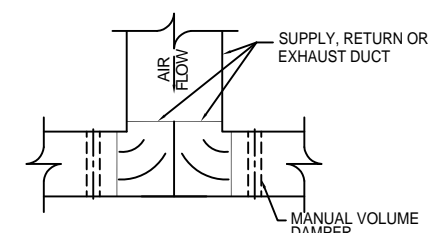
OUTSIDE AIR INTAKE ROOF PENETRATION DETAIL 3
SCALE: N.T.S.



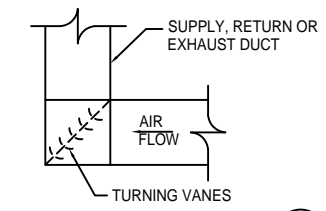
CONDENSING MOUNTING DETAIL 4
SCALE: N.T.S.



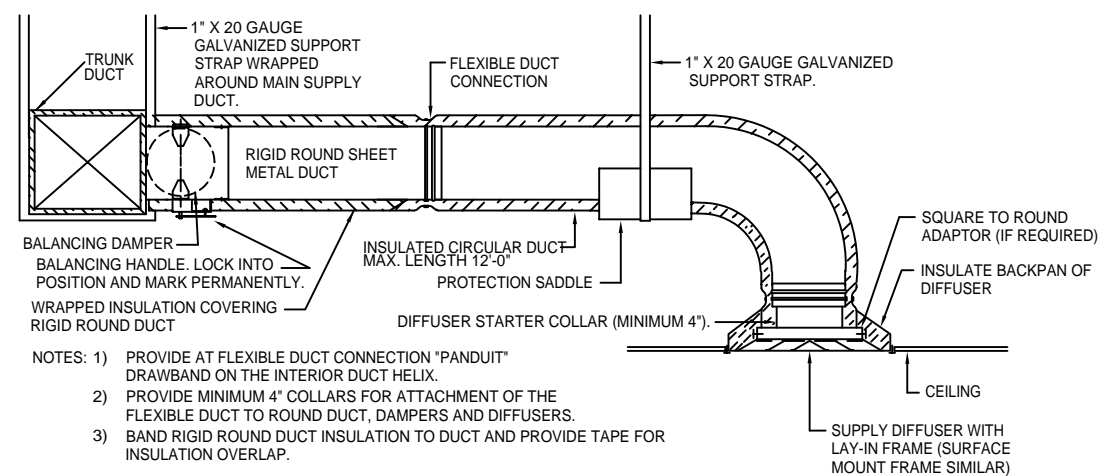
SUPPLY DUCT TAKE-OFF DETAIL 5
SCALE: N.T.S.



DUCT SPLITTER DETAIL 6
SCALE: N.T.S.

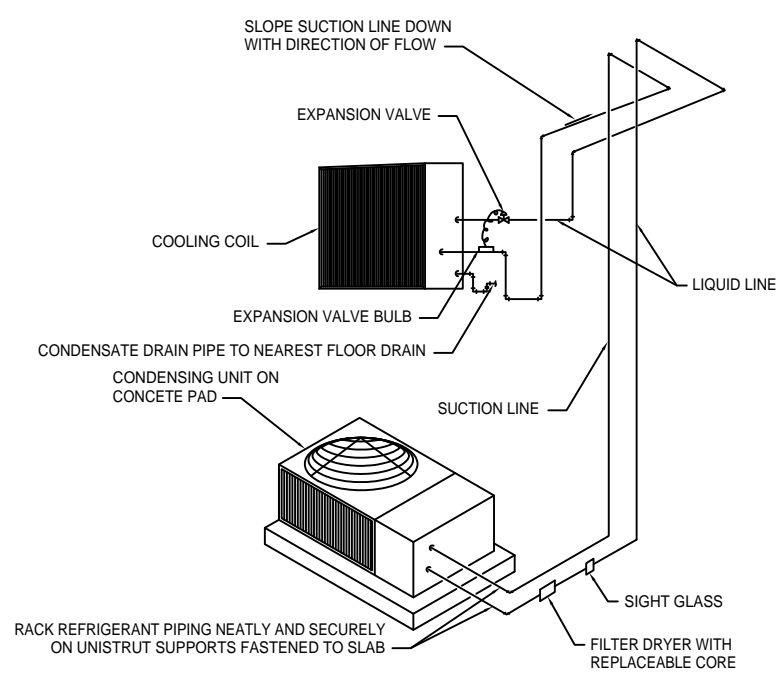


SQUARE ELBOW DETAIL 7
SCALE: N.T.S.




DIFFUSER CONNECTION DETAIL-CIRCULAR DUCT 2
SCALE: NTS

- NOTES:
- 1) PROVIDE AT FLEXIBLE DUCT CONNECTION "PANDUIT" DRAWBAND ON THE INTERIOR DUCT HELIX.
 - 2) PROVIDE MINIMUM 4" COLLARS FOR ATTACHMENT OF THE FLEXIBLE DUCT TO ROUND DUCT, DAMPERS AND DIFFUSERS.
 - 3) BAND RIGID ROUND DUCT INSULATION TO DUCT AND PROVIDE TAPE FOR INSULATION OVERLAP.



REFRIGERANT PIPING DIAGRAM 8
SCALE: N.T.S.

NOTE: THIS DIAGRAM APPLIES TO AHU-1 AND 2 ONLY.



DAMMON ENGINEERING, INC.

CHIEF ENGINEER
EMMETT DAMMON, P.E.

CHIEF ARCHITECT
ROBERT WILTSE

1095 FLORIDA AVENUE
SUDELL, LA. 70458
OFFICE: 985-649-5832
FAX: 985-641-5950

WEBSITE:
WWW.DAMMONENGINEERING.COM
EMAIL:
DAMMONENG@BELLSOUTH.NET

- ARCHITECTURE
- ENGINEERING
- STUDIES
- PLANNING
- INVESTIGATION
- EXPERT WITNESS

PAUL MITCHELL
SCHOOL
3321 HESSMER AVE
METAIRIE, LA
70002

MECHANICAL DETAILS

REV:

SCALE: AS NOTED

JOB#:2051

DATE: 01-04-10

SHEET

M-5

OF

NOT APPROVED FOR CONSTRUCTION