

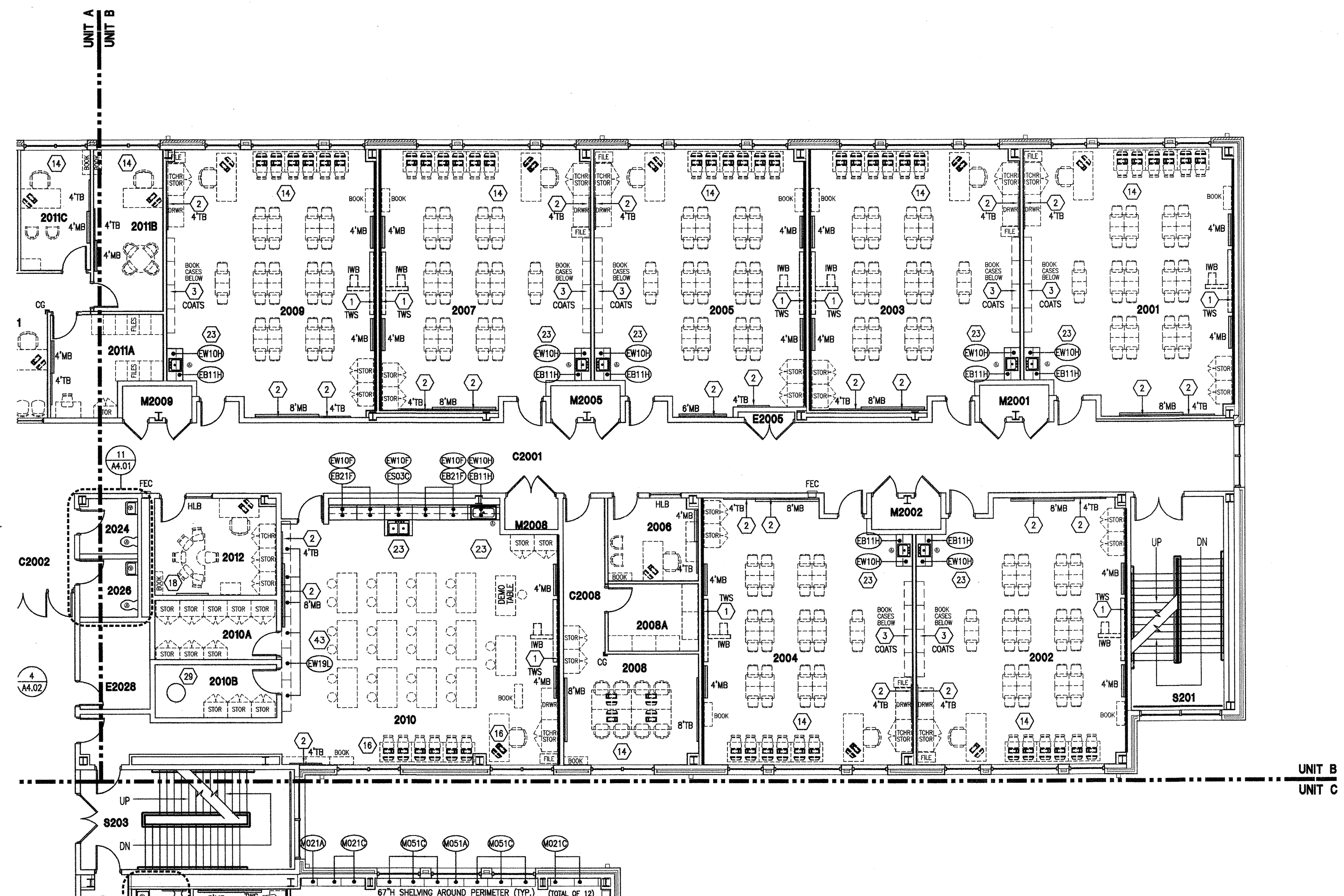
ROOM LEGEND		UNIT B 2ND FLOOR	
ROOM NO.	ROOM NAME	AREA	CLNG HT
2001	GRADE 2 CLASSROOM	856 SF	10'-0"
2002	GRADE 2 CLASSROOM	854 SF	10'-0"
2003	GRADE 2 CLASSROOM	836 SF	10'-0"
2004	EXPLORATION	849 SF	10'-0"
2005	GRADE 3 CLASSROOM	849 SF	10'-0"
2006	OFFICE A	118 SF	10'-0"
2007	GRADE 3 CLASSROOM	839 SF	10'-0"
2008	TEACHER CENTER	234 SF	10'-0"
2008A	STORAGE	97 SF	10'-0"
2009	GRADE 3 CLASSROOM	851 SF	10'-0"
2010	ART	1248 SF	10'-0"
2010A	STORAGE	116 SF	10'-0"
2010B	KILN	102 SF	10'-0"
2011A	RECORDS	156 SF	10'-0"
2011B	OFFICE B	178 SF	10'-0"
2012	SPEECH	187 SF	10'-0"
2024	MEN	50 SF	10'-0"
2026	WOMEN	54 SF	10'-0"
C2001	CORRIDOR	1433 SF	10'-0"
C2008	CORRIDOR	104 SF	10'-0"
E2005	ELECTRICAL	5 SF	EXPOSED
E2028	ELECTRICAL	97 SF	EXPOSED
M2001	MECHANICAL	35 SF	EXPOSED
M2002	MECHANICAL	35 SF	EXPOSED
M2005	MECHANICAL	35 SF	EXPOSED
M2008	MECHANICAL	27 SF	EXPOSED
M2009	MECHANICAL	35 SF	EXPOSED
S201	STAIR	316 SF	VARIES

EQUIPMENT GENERAL NOTES

- (E) INDICATES SCHEDULED EDUCATIONAL CASEWORK. SEE SHEET A1.50.
- (S) INDICATES SCHEDULED SCIENCE (LABORATORY) CASEWORK. SEE SCHEDULE IN PROJECT MANUAL.
- (M) INDICATES SCHEDULED MEDIA CENTER CASEWORK. SEE SHEET A1.50.
- (EM) INDICATES SCHEDULED MUSIC CASEWORK. SEE SHEET A1.50.
- (P) INDICATES SCHEDULED ATHLETIC EQUIPMENT. SEE SCHEDULE IN PROJECT MANUAL.
- (V) INDICATES SCHEDULED VOCATIONAL SHOP EQUIPMENT. SEE SCHEDULE IN PROJECT MANUAL.

- A. ALL COUNTERTOPS TO HAVE CONTINUOUS 4" HIGH BACKSPASHES AND ENDSPLASHES UNLESS NOTED OTHERWISE. REFER TO DETAIL 4-A1.62 FOR SECTION OF COUNTERTOP.
- B. HIDDEN LINES (---) INDICATE ITEMS TO BE PART OF LOOSE EQUIPMENT PACKAGE OR BY OWNER, NOT INCLUDED IN CONSTRUCTION CONTRACTS UNLESS NOTED OTHERWISE.
- C. (TB) INDICATES 4" HIGH TACK BOARD LENGTH AS INDICATED. REFER TO MOUNTING HEIGHT DRAWING.
- B. (MB) INDICATES 4" HIGH MARKER BOARD LENGTH AS INDICATED. REFER TO MOUNTING HEIGHT DRAWING.
- (MH) INDICATES MOP HOLDER REFER TO MOUNTING HEIGHT DRAWING.
- D. REFER TO A4.00 FOR MOUNTING HEIGHTS.
- E. PROVIDE FILLER STRIPS BETWEEN CASEWORK UNITS AND WALL OR BETWEEN ANY UNIT AS REQUIRED. EXTEND COUNTER TO FACE OF WALL OR ADJACENT TALL CABINET.
- F. ALL CASEWORK DOORS AND DRAWERS SHALL BE LOCKABLE.
- G. ALL EXPOSED BOTTOMS, ENDS AND BACKS OF CASEWORK SHALL BE FINISHED.
- H. CASEWORK INSTALLER SHALL CUT CASEWORK AS REQUIRED FOR PLUMBING/ELECTRICAL LINES.
- I. CASEWORK INSTALLER SHALL CAULK BETWEEN COUNTERS, BACKSPASHES, AND WALLS.
- J. ALL WALL-MOUNTED CASEWORK SHALL BE MOUNTED WITH THE TOP AT 7'-0" AFF UNLESS OTHERWISE NOTED.
- K. REFER TO DETAIL 1-A?? FOR BASKETBALL, AND VOLLEYBALL COURT LAYOUTS.
- L. (FEC) INDICATES A FIRE EXTINGUISHER CABINET. SEE DETAIL 15-A1.62.
- M. (IWB) INDICATES AN INTERACTIVE WHITE BOARD FURNISHED AND INSTALLED BY OWNER.
- N. THE ASTERISK "*" SHOWN WITHIN THE CASEWORK INDICATES THAT THIS UNIT IS A TALL UNIT.
- O. (CLU) INDICATES CONFERENCE LECTURE UNIT.
- P. (HLB) INDICATES HORIZONTAL LOUVER BLINDS.
- Q. (BBC) INDICATES BULLETIN BOARD CASE.
- R. (TWS) INDICATES TACKABLE WALL SURFACE.
- S. ** (LETTERS) INDICATE LOCKER TYPES, REFER TO 1-A1.63 FOR ADDITIONAL INFORMATION.
- T. (FD) INDICATES FLOOR DRAINS TO BE 1/2" BELOW FINISHED FLOOR. SLOPE FLOORS TO DRAINS. REFER TO PLUMBING DRAWINGS FOR LOCATIONS.
- U. (KS) INDICATES KNEESPACE, REFER TO DETAIL 8-A1.62.

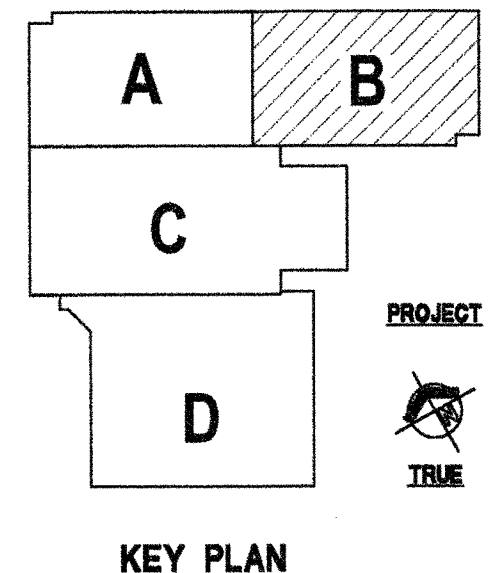
- RESIDENTIAL EQUIPMENT**
- REFER TO RESIDENTIAL EQUIPMENT SCHEDULE FOR MORE INFORMATION.
- R1 STACKABLE WASHER AND DRYER
 - R2 RESIDENTIAL WASHER
 - R3 RESIDENTIAL DRYER
 - R4 REFRIGERATOR WITH ICE MAKER
 - R5 MICROWAVE
 - R6 REFRIGERATOR WITH NO ICE MAKER
 - R7 COMMERCIAL ICE MAKER



1 UNIT B - EQUIPMENT PLAN - 2ND FLOOR
A1.56 SCALE: 1/8" = 1'-0"

EQUIPMENT KEYNOTES


- (ALL NOTES MAY NOT PERTAIN TO THIS SHEET)
- TACKABLE WALL SURFACE (TWS) TO EXTEND FROM THE TOP OF RESILIENT BASE TO FINISH CEILING AND FROM CORNER TO CORNER. REFER TO DETAIL 16-A1.62.
 - PROVIDE A 12"H TACKSTRIP ABOVE DISPLAY BOARD. REFER TO PROJECT MANUAL.
 - 4 COAT HOOK AND SHELF UNITS (12 LINEAR FEET TOTAL). REFER TO DETAIL 11-A1.62.
 - COAT CUBBIES WITH WALL CABINETS. REFER TO DETAIL 9-A1.62.
 - 8'-0" SCORER'S TABLE BY BLEACHER MANUFACTURER.
 - VOLLEYBALL SLEEVE - SEE DETAIL 2-A1.63.
 - REFER TO INTERIOR ELEVATIONS FOR ADDITIONAL INFORMATION.
 - WALL PADDING AT STAGE FRONT, REFER TO 2-A1.64. PROVIDE AND COORDINATE CUTOUPS FOR ELECTRICAL DEVICES.
 - WALL PADDING AROUND COLUMNS.
 - INTERIOR SCOREBOARD - REFER TO PROJECT MANUAL.
 - MAIN VOLLEYBALL COURT, REFER TO A4.03.
 - MAIN BASKETBALL COURT, REFER TO A4.03.
 - PROVIDE A MOP HOLDER (MH - TOILET ACCESSORY) AT FLOOR SINK.
 - PROVIDE MANUAL ROLLER SHADES (RS) ON INTERIOR SIDE OF ALL WINDOWS IN THIS ROOM.
 - PROVIDE ELECTRIC ROLLER SHADE (ERS) AT EXTERIOR WINDOW. ERS SHALL BE CLOTH TYPE & TSB SHALL BE BLACKOUT TYPE.
 - PROVIDE MANUAL ROLLER SHADE (BS) WITH BLACKOUT MATERIAL ON INTERIOR SIDE OF ALL WINDOWS IN THIS ROOM.
 - TYPE A, CLOSET AND WARDROBE SPECIALTIES.
 - MIRROR (M3), 4' WIDE x 5' HIGH (SPEECH ROOMS).
 - ALL COUNTERTOPS IN THIS ROOM SHALL BE EPOXY RESIN.
 - ALL WINDOW SILLS IN THIS ROOM SHALL BE EPOXY RESIN.
 - PROVIDE A 6" CHASE BEHIND CASEWORK TO ACCOMMODATE 30" RESIN COUNTERTOP. REFER TO DETAIL 3-A1.62.
 - DISPLAY CASE - REFER TO DETAILS ON A1.64.
 - CONTRACTOR TO INSTALL OWNER PROVIDED SOAP DISPENSER AND TOWEL DISPENSER.
 - STAGE PROJECTION SCREEN - REFER TO PROJECT MANUAL.
 - STAGE CURTAINS - REFER TO CURTAIN SCHEDULE AND PROJECT MANUAL.
 - COMMERCIAL WASHER 40LBS - REFER TO PROJECT MANUAL.
 - COMMERCIAL DRYER 50LBS - REFER TO PROJECT MANUAL.
 - TYPE B, CLOSET AND WARDROBE SPECIALTIES.
 - ELECTRIC KILN AND ACCESSORIES, REFER TO PROJECT MANUAL.
 - WIRE MESH PARTITION WITH 3" DOORS, REFER TO PROJECT MANUAL.
 - DOCK BUMPER - REFER TO PROJECT MANUAL.
 - PROVIDE LOCK BOX. REFER TO PROJECT MANUAL.
 - PROVIDE CASEWORK FILLER PERPENDICULAR TO WALL.
 - WALL HOOKS (P.E. ITEM NO. P11; TOTAL OF 6) FOR OWNER PROVIDED WALL PADS.
 - ALL BASE CABINETS SHALL BE 34" TO MATCH ADA SINK CABINET.
 - THE POSTER DRAWER UNIT DEPTH SHALL MATCH THE ADJACENT CASEWORK.
 - 12" TACK STRIP TO EXTEND 17" FROM EDGE OF MB TO EDGE OF MB AND ABOVE IWB.
 - FUTURE LIBRARY SECURITY SYSTEM.
 - WALL CABINETS (NOT SHOWN) IN THIS ROOM WILL BE FURNISHED/INSTALLED BY OWNER.
 - ACOUSTICAL WALL TREATMENT - REFER TO PROJECT MANUAL AND ELEVATIONS FOR ADDITIONAL INFORMATION.
 - PEDESTAL BENCH, REFER TO DETAIL 3-A1.63.
 - ACOUSTICAL CURTAIN, REFER TO PROJECT MANUAL AND INTERIOR ELEVATIONS.
 - HIGH OPEN WALL SHELVING UNIT FOR DISPLAY BOTTOM TO BE MOUNTED AT 7'-4" AFF.
 - EDUCATIONAL CASEWORK COUNTERTOP TO EXTEND THROUGH OPENING WITH HARDWOOD EDGE (2"WIDE WITH CHAMFER) W/ 1" OVERHANG ON THE COMMONS SIDE.
 - FUME HOOD, SEE DETAIL 9-A4.22.
 - CHEMICAL STORAGE CABINETS, REFER TO LABORATORY CASEWORK SCHEDULE.
 - ELECTRIC SCREEN: 18:10 FORMAT, 189" DIA. (100"x160") WITH +20" OF DROP.
 - BULLETIN BOARD CASE (BBC), REFER TO DETAIL 5-A1.64.
 - END OF LOCKER DETAIL, REFER TO DETAIL 5-A1.63.
 - SINK CABINET SHALL BE 34" IN 7TH & 8TH GRADE CLASSROOMS & PROF. DEVELOPMENT.
 - MARKER BOARD INSTALLED ON OPERABLE WALL.
 - MUSIC STAFF LINES ON MARKER BOARD.



VERIFICATION NOTE


CONTRACTOR SHALL VERIFY ALL DIMENSIONS AND CLEARANCES AND ALL EXISTING FIELD CONDITIONS BEFORE STARTING CONSTRUCTION. COMMENCEMENT OF WORK CONSTITUTES ACCEPTANCE OF CONDITIONS.

SHOULD DIFFERENT CONDITIONS BE ENCOUNTERED, CONTACT THE ARCHITECT BEFORE PROCEEDING WITH WORK.



320 N. Carrollton Avenue, Suite 110
New Orleans, Louisiana 70119
t. 504.488.7739 f. 504.488.7743

© copyright 2012



**NEW 3 SECTION ELEMENTARY SCHOOL
AT FISK-HOWARD SCHOOL
RECOVERY SCHOOL DISTRICT**

211 S. LOPEZ STREET
NEW ORLEANS, LOUISIANA 70119

DATE ISSUED: 7 DECEMBER, 2012
REVISED:
REVISED:
REVISED:
REVISED:
DRAWN BY: MKS
CHECKED BY:

BID DOCUMENTS

11085

TITLE:
**2ND FLOOR UNIT B
EQUIPMENT PLAN**

SHEET:

A1.56