

ROOM LEGEND			UNIT B
ROOM NO.	ROOM NAME	AREA	CLNG HT
3001	GRADE 6 CLASSROOM	856 SF	10'-0"
3002	GRADE 6 CLASSROOM	855 SF	10'-0"
3003	GRADE 6 CLASSROOM	835 SF	10'-0"
3004	SCIENCE CLASSROOM	945 SF	10'-0"
3005	GRADE 7 CLASSROOM	857 SF	10'-0"
3006	TEACHER CENTER	247 SF	10'-0"
3006A	STORAGE	133 SF	10'-0"
3007	GRADE 7 CLASSROOM	836 SF	10'-0"
3008	SUCCESS CENTER	462 SF	10'-0"
3009	GRADE 7 CLASSROOM	857 SF	10'-0"
3010	OFFICE B	180 SF	10'-0"
3012	LOCKERS	957 SF	10'-0"
3012A	CLOSET	39 SF	10'-0"
3024	MEN	50 SF	10'-0"
3026	WOMEN	54 SF	10'-0"
3028	OFFICE A	121 SF	10'-0"
3028A	CHASE	17 SF	10'-0"
C3001	CORRIDOR	1430 SF	10'-0"
E3004	ELECTRICAL	3 SF	EXPOSED
M3001	MECHANICAL	35 SF	EXPOSED
M3002	MECHANICAL	35 SF	EXPOSED
M3004	MECHANICAL	22 SF	EXPOSED
M3005	MECHANICAL	35 SF	EXPOSED
M3009	MECHANICAL	35 SF	EXPOSED
S301	STAIR	316 SF	10'-0"

EQUIPMENT GENERAL NOTES

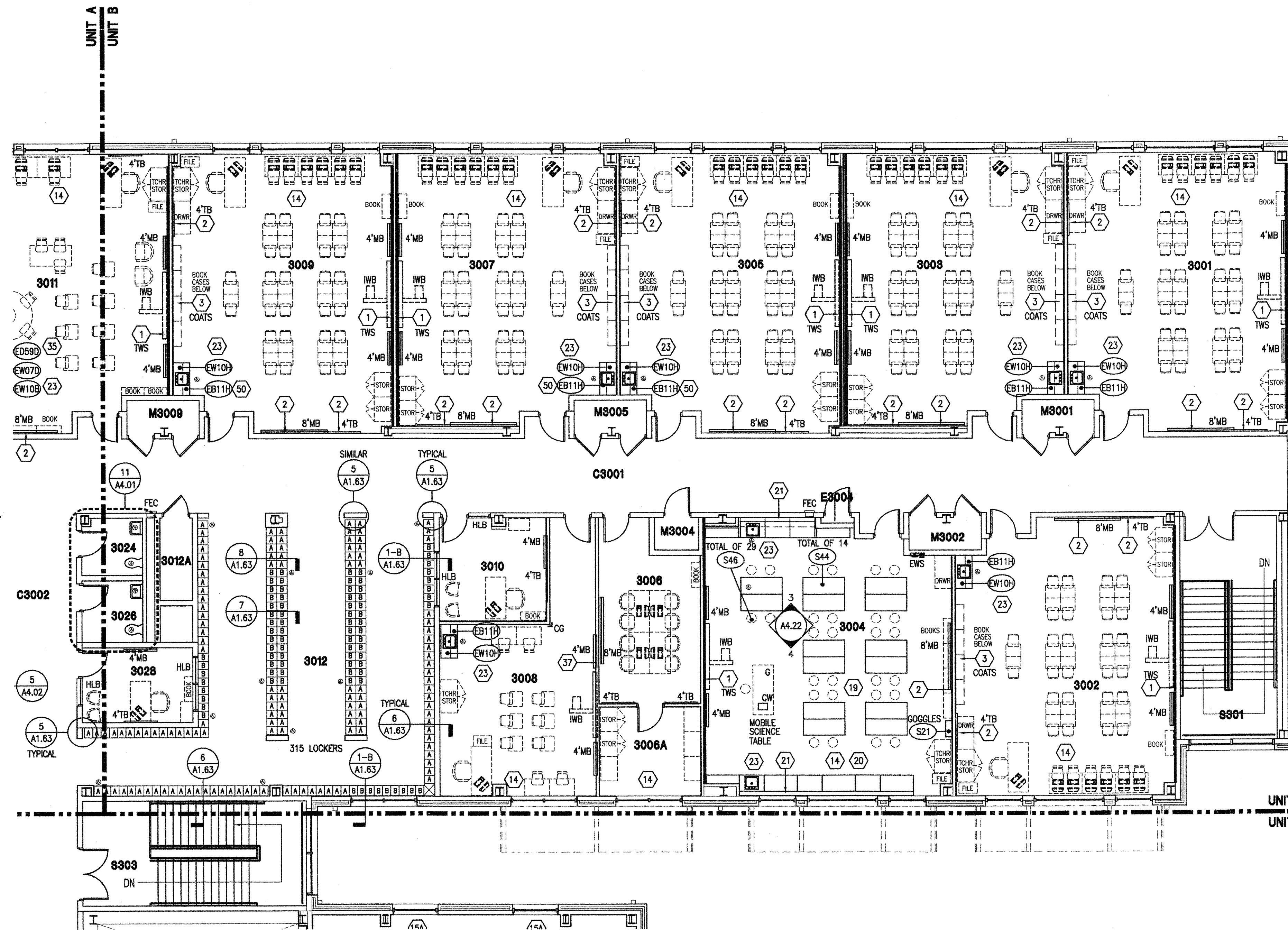
- (E) INDICATES SCHEDULED EDUCATIONAL CASEWORK. SEE SHEET A1.50.
 - (S) INDICATES SCHEDULED SCIENCE (LABORATORY) CASEWORK. SEE SCHEDULE IN PROJECT MANUAL.
 - (M) INDICATES SCHEDULED MEDIA CENTER CASEWORK. SEE SHEET A1.50.
 - (EM) INDICATES SCHEDULED MUSIC CASEWORK. SEE SHEET A1.50.
 - (P) INDICATES SCHEDULED ATHLETIC EQUIPMENT. SEE SCHEDULE IN PROJECT MANUAL.
 - (V) INDICATES SCHEDULED VOCATIONAL SHOP EQUIPMENT. SEE SCHEDULE IN PROJECT MANUAL.
- A. ALL COUNTERTOPS TO HAVE CONTINUOUS 4" HIGH BACKSPASHES AND ENDSPLASHES UNLESS NOTED OTHERWISE. REFER TO DETAIL 4-A1.62 FOR SECTION OF COUNTERTOP.
- B. HIDDEN LINES (---) INDICATE ITEMS TO BE PART OF LOOSE EQUIPMENT PACKAGE OR BY OWNER, NOT INCLUDED IN CONSTRUCTION CONTRACTS UNLESS NOTED OTHERWISE.
- C. (TB) INDICATES 4" HIGH TACK BOARD LENGTH AS INDICATED. REFER TO MOUNTING HEIGHT DRAWING.
- B. (MB) INDICATES 4" HIGH MARKER BOARD LENGTH AS INDICATED. REFER TO MOUNTING HEIGHT DRAWING.
- C. (MH) INDICATES MOP HOLDER REFER TO MOUNTING HEIGHT DRAWING.
- D. REFER TO A4.00 FOR MOUNTING HEIGHTS.
- E. PROVIDE FILLER STRIPS BETWEEN CASEWORK UNITS AND WALL OR BETWEEN ANY UNIT AS REQUIRED. EXTEND COUNTER TO FACE OF WALL OR ADJACENT TALL CABINET.
- F. ALL CASEWORK DOORS AND DRAWERS SHALL BE LOCKABLE.
- G. ALL EXPOSED BOTTOMS, ENDS AND BACKS OF CASEWORK SHALL BE FINISHED.
- H. CASEWORK INSTALLER SHALL CUT CASEWORK AS REQUIRED FOR PLUMBING/ELECTRICAL LINES.
- I. CASEWORK INSTALLER SHALL CAULK BETWEEN COUNTERS, BACKSPASHES, AND WALLS.
- J. ALL WALL-MOUNTED CASEWORK SHALL BE MOUNTED WITH THE TOP AT 7'-0" AFF UNLESS OTHERWISE NOTED.
- K. REFER TO DETAIL 1-A?? FOR BASKETBALL, AND VOLLEYBALL COURT LAYOUTS.
- L. (FEC) INDICATES A FIRE EXTINGUISHER CABINET. SEE DETAIL 15-A1.62.
- M. (IWB) INDICATES AN INTERACTIVE WHITE BOARD FURNISHED AND INSTALLED BY OWNER.
- N. THE ASTERISK "*" SHOWN WITHIN THE CASEWORK INDICATES THAT THIS UNIT IS A TALL UNIT.
- O. (CLU) INDICATES CONFERENCE LECTURE UNIT.
- P. (HLB) INDICATES HORIZONTAL LOUVER BLINDS.
- Q. (BBC) INDICATES BULLETIN BOARD CASE.
- R. (TWS) INDICATES TACKABLE WALL SURFACE.
- S. "*" (LETTERS) INDICATE LOCKER TYPES, REFER TO 1-A1.63 FOR ADDITIONAL INFORMATION.
- T. (FD) INDICATES FLOOR DRAINS TO BE 1/2" BELOW FINISHED FLOOR. SLOPE FLOORS TO DRAINS. REFER TO PLUMBING DRAWINGS FOR LOCATIONS.
- U. (KS) INDICATES KNEESPACE, REFER TO DETAIL 6-A1.62.

SCIENCE LEGEND

- CS CUP SINK
- CW COLD WATER
- EWS EYE WASH & SHOWER
- FE FIRE EXTINGUISHER
- FH FUME HOOD
- G SINGLE GAS TURRET
- HW HOT WATER
- IWB INTERACTIVE WHITE BOARD
- KS KNEESPACE
- MB MARKER BOARD
- PB PEGBOARD
- REF REFRIGERATOR
- SOV SHUT OFF VALVES
- SPR SPRAYER (HAND HELD)
- TB TACK BOARD
- TWS TACKABLE WALL SURFACE
- TD TOWEL DISPENSER

RESIDENTIAL EQUIPMENT

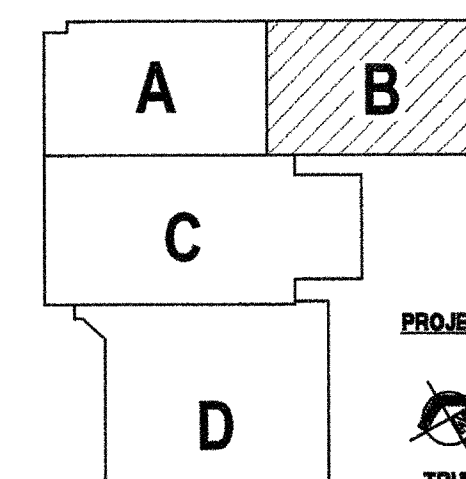
- REFER TO RESIDENTIAL EQUIPMENT SCHEDULE FOR MORE INFORMATION.
- R1 STACKABLE WASHER AND DRYER
 - R2 RESIDENTIAL WASHER
 - R3 RESIDENTIAL DRYER
 - R4 REFRIGERATOR WITH ICE MAKER
 - R5 MICROWAVE
 - R6 REFRIGERATOR WITH NO ICE MAKER
 - R7 COMMERCIAL ICE MAKER



1 UNIT B - EQUIPMENT PLAN - 3RD FLOOR
A1.60 SCALE: 1/8" = 1'-0"

EQUIPMENT KEYNOTES

- (ALL NOTES MAY NOT PERTAIN TO THIS SHEET)
- TACKABLE WALL SURFACE (TWS) TO EXTEND FROM THE TOP OF RESILIENT BASE TO FINISH CEILING AND FROM CORNER TO CORNER. REFER TO DETAIL 16-A1.62.
 - PROVIDE A 12" TACKSTRIP ABOVE DISPLAY BOARD. REFER TO PROJECT MANUAL.
 - 4 COAT HOOK AND SHELF UNITS (12 LINEAR FEET TOTAL). REFER TO DETAIL 11-A1.62.
 - COAT CUBBIES WITH WALL CABINETS. REFER TO DETAIL 9-A1.62.
 - 8'-0" SCORER'S TABLE BY BLEACHER MANUFACTURER.
 - VOLLEYBALL SLEEVE - SEE DETAIL 2-A1.63. REFER TO INTERIOR ELEVATIONS FOR ADDITIONAL INFORMATION.
 - WALL PADDING AT STAGE FRONT. REFER TO 2-A1.64. PROVIDE AND COORDINATE CUTOFFS FOR ELECTRICAL DEVICES.
 - WALL PADDING AROUND COLUMNS.
 - INTERIOR SCOREBOARD - REFER TO PROJECT MANUAL.
 - MAIN VOLLEYBALL COURT. REFER TO A4.03.
 - MAIN BASKETBALL COURT. REFER TO A4.03.
 - PROVIDE A MOP HOLDER (MH - TOILET ACCESSORY) AT FLOOR SINK.
 - PROVIDE MANUAL ROLLER SHADES (RS) ON INTERIOR SIDE OF ALL WINDOWS IN THIS ROOM.
 - PROVIDE ELECTRIC ROLLER SHADE (ERS) AT EXTERIOR WINDOW. ERS SHALL BE CLOTH TYPE & 150 SHALL BE BLACKOUT TYPE.
 - PROVIDE MANUAL ROLLER SHADE (BS) WITH BLACKOUT MATERIAL ON INTERIOR SIDE OF ALL WINDOWS IN THIS ROOM.
 - TYPE A, CLOSET AND WARDROBE SPECIALTIES.
 - MIRROR (M3), 4' WIDE x 5' HIGH (SPEECH ROOMS).
 - ALL COUNTERTOPS IN THIS ROOM SHALL BE EPOXY RESIN.
 - ALL WINDOW SILLS IN THIS ROOM SHALL BE EPOXY RESIN.
 - PROVIDE A 6" CHASE BEHIND CASEWORK TO ACCOMMODATE 30" D RESIN COUNTERTOP. REFER TO DETAIL 3-A1.62.
 - DISPLAY CASE - REFER TO DETAILS ON A1.64.
 - CONTRACTOR TO INSTALL OWNER PROVIDED SOAP DISPENSER AND TOWEL DISPENSER.
 - STAGE PROJECTION SCREEN - REFER TO PROJECT MANUAL.
 - STAGE CURTAINS - REFER TO CURTAIN SCHEDULE AND PROJECT MANUAL.
 - COMMERCIAL WASHER 40LBS - REFER TO PROJECT MANUAL.
 - COMMERCIAL DRYER 50LBS - REFER TO PROJECT MANUAL.
 - TYPE B, CLOSET AND WARDROBE SPECIALTIES.
 - ELECTRIC KILN AND ACCESSORIES, REFER TO PROJECT MANUAL.
 - WIRE MESH PARTITION WITH 3" DOORS, REFER TO PROJECT MANUAL.
 - DOCK BUMPER - REFER TO PROJECT MANUAL.
 - PROVIDE LOCK BOX. REFER TO PROJECT MANUAL.
 - PROVIDE CASEWORK FILLER PERPENDICULAR TO WALL.
 - WALL HOOKS (P.E. ITEM NO. P11: TOTAL OF 6) FOR OWNER PROVIDED WALL PADS.
 - ALL BASE CABINETS SHALL BE 3/4" TO MATCH ADA SINK CABINET.
 - THE POSTER DRAWER UNIT DEPTH SHALL MATCH THE ADJACENT CASEWORK.
 - 12" TACK STRIP TO EXTEND 17" FROM EDGE OF MB TO EDGE OF MB AND ABOVE IWB. FUTURE LIBRARY SECURITY SYSTEM.
 - WALL CABINETS (NOT SHOWN) IN THIS ROOM SHALL BE FURNISHED/INSTALLED BY OWNER.
 - ACOUSTICAL WALL TREATMENT - REFER TO PROJECT MANUAL AND ELEVATIONS FOR ADDITIONAL INFORMATION.
 - PEDESTAL BENCH, REFER TO DETAIL 3-A1.63.
 - ACOUSTICAL CURTAIN, REFER TO PROJECT MANUAL AND INTERIOR ELEVATIONS.
 - HIGH OPEN WALL SHELVING UNIT FOR DISPLAY BOTTOM TO BE MOUNTED AT 7'-4" AFF.
 - EDUCATIONAL CASEWORK COUNTERTOP TO EXTEND THROUGH OPENING WITH HARDWOOD EDGE (2" WIDE WITH CHAMFER) W/ 1" OVERHANG ON THE COMMONS SIDE.
 - FUME HOOD. SEE DETAIL 9-A4.22.
 - CHEMICAL STORAGE CABINETS, REFER TO LABORATORY CASEWORK SCHEDULE.
 - ELECTRIC SCREEN: 16:10 FORMAT, 189" DIA. (100"x160") WITH +20" OF DROP.
 - BULLETIN BOARD CASE (BBC), REFER TO DETAIL 5-A1.64.
 - END OF LOCKER DETAIL, REFER TO DETAIL 5-A1.63.
 - SINK CABINET SHALL BE 3/4" IN 7TH & 8TH GRADE CLASSROOMS & PROF. DEVELOPMENT.
 - MARKER BOARD INSTALLED ON OPERABLE WALL.
 - MUSIC STAFF LINES ON MARKER BOARD.



KEY PLAN


VERIFICATION NOTE

CONTRACTOR SHALL VERIFY ALL DIMENSIONS AND CLEARANCES AND ALL EXISTING FIELD CONDITIONS BEFORE STARTING CONSTRUCTION. COMMENCEMENT OF WORK CONSTITUTES ACCEPTANCE OF CONDITIONS. SHOULD DIFFERENT CONDITIONS BE ENCOUNTERED, CONTACT THE ARCHITECT BEFORE PROCEEDING WITH WORK.



320 N. Carrollton Avenue, Suite 100
New Orleans, Louisiana 70119
t. 504.488.7739 f. 504.488.7743

© copyright 2012



NEW 3 SECTION ELEMENTARY SCHOOL
AT FISK-HOWARD SCHOOL
RECOVERY SCHOOL DISTRICT
211 S. LOPEZ STREET
NEW ORLEANS, LOUISIANA 70119

DATE ISSUED: 7 DECEMBER, 2012
REVISED:
REVISED:
REVISED:
REVISED:
DRAWN BY: MKS
CHECKED BY:

PHASE: BID DOCUMENTS

11085

TITLE: 3RD FLOOR UNIT B EQUIPMENT PLAN

SHEET:

A1.60