

ROOM LEGEND		UNIT A 2ND FLOOR	
ROOM NO.	ROOM NAME	AREA	CLNG HT
2011	GUIDANCE RECEPTION	267 SF	10'-0"
2011C	OFFICE A	133 SF	10'-0"
2011D	OFFICE A	133 SF	10'-0"
2011E	OFFICE A	134 SF	10'-0"
2011F	CLOSET	15 SF	10'-0"
2011G	RESTROOM	55 SF	10'-0"
2011H	STORAGE	47 SF	10'-0"
2013	GRADE 4 CLASSROOM	850 SF	10'-0"
2015	GRADE 4 CLASSROOM	849 SF	10'-0"
2017	GRADE 4 CLASSROOM	842 SF	10'-0"
2018	GRADE 5 CLASSROOM	851 SF	10'-0"
2019	CUSTODIAL	37 SF	EXPOSED
2020	GRADE 5 CLASSROOM	855 SF	10'-0"
2021	BOYS RESTROOM	215 SF	10'-0"
2022	GRADE 5 CLASSROOM	851 SF	10'-0"
2023	GIRLS RESTROOM	215 SF	10'-0"
C2001	CORRIDOR	1169 SF	10'-0"
C2002	CORRIDOR	129 SF	9'-4"
E2016	ELECTRICAL	183 SF	EXPOSED
M2011	MECHANICAL	16 SF	EXPOSED
M2015	MECHANICAL	35 SF	EXPOSED
M2018	MECHANICAL	21 SF	EXPOSED
M2020	MECHANICAL	35 SF	EXPOSED
S202	STAIR	316 SF	VARIABLES
T2014	TECHNOLOGY	76 SF	10'-0"

EQUIPMENT GENERAL NOTES

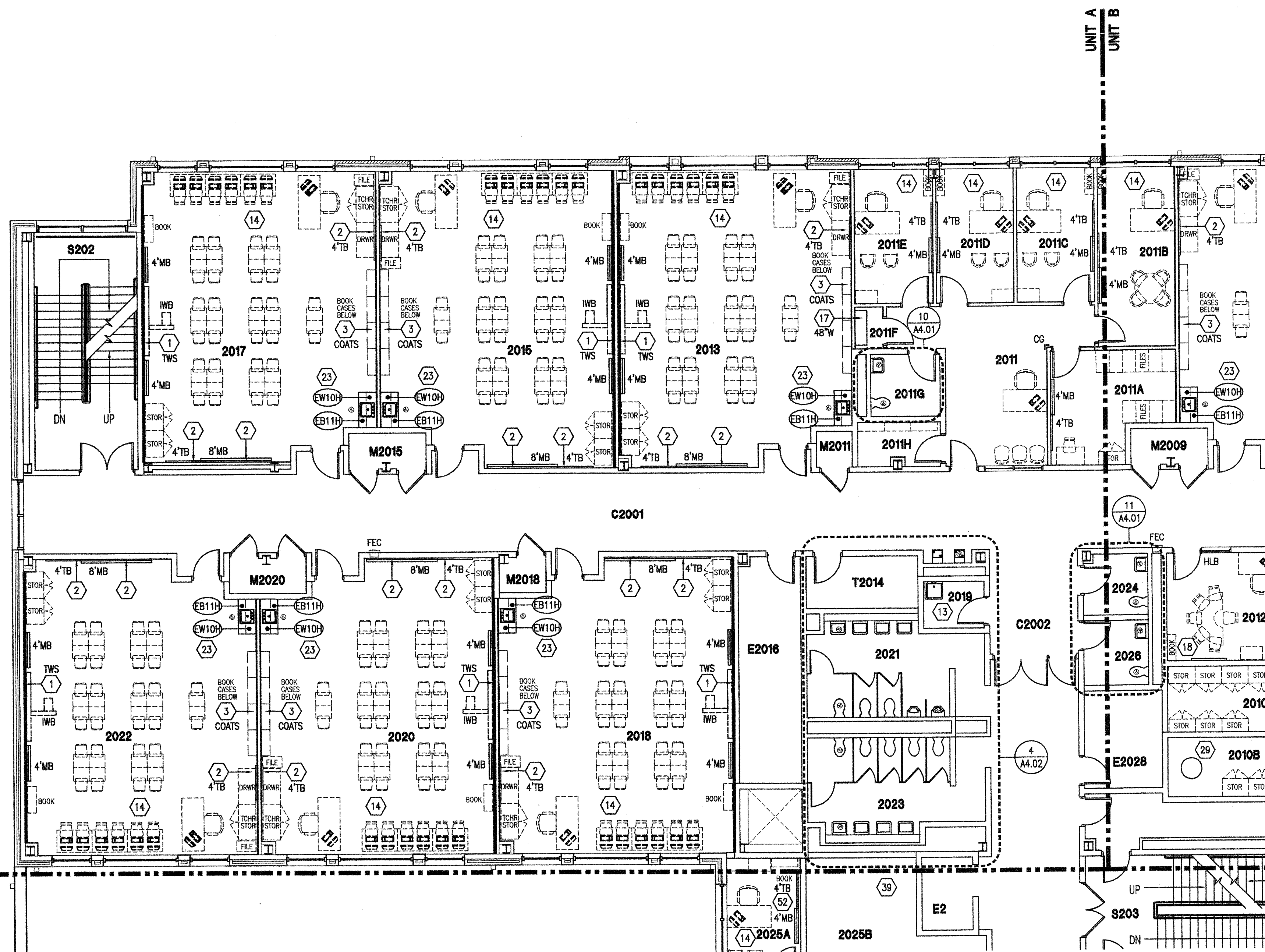
- (E) INDICATES SCHEDULED EDUCATIONAL CASEWORK. SEE SHEET A1.50.
- (S) INDICATES SCHEDULED SCIENCE (LABORATORY) CASEWORK. SEE SCHEDULE IN PROJECT MANUAL.
- (M) INDICATES SCHEDULED MEDIA CENTER CASEWORK. SEE SHEET A1.50.
- (EM) INDICATES SCHEDULED MUSIC CASEWORK. SEE SHEET A1.50.
- (P) INDICATES SCHEDULED ATHLETIC EQUIPMENT. SEE SCHEDULE IN PROJECT MANUAL.
- (V) INDICATES SCHEDULED VOCATIONAL SHOP EQUIPMENT. SEE SCHEDULE IN PROJECT MANUAL.

- A. ALL COUNTERTOPS TO HAVE CONTINUOUS 4" HIGH BACKSPASHES AND ENDSPLASHES UNLESS NOTED OTHERWISE. REFER TO DETAIL 4-A1.62 FOR SECTION OF COUNTERTOP.
- B. HIDDEN LINES (---) INDICATE ITEMS TO BE PART OF LOOSE EQUIPMENT PACKAGE OR BY OWNER, NOT INCLUDED IN CONSTRUCTION CONTRACTS UNLESS NOTED OTHERWISE.
- C. (TB) INDICATES 4" HIGH TACK BOARD LENGTH AS INDICATED. REFER TO MOUNTING HEIGHT DRAWING.
- B. (MB) INDICATES 4" HIGH MARKER BOARD LENGTH AS INDICATED. REFER TO MOUNTING HEIGHT DRAWING.
- C. (MH) INDICATES MOP HOLDER REFER TO MOUNTING HEIGHT DRAWING.
- D. REFER TO A4.00 FOR MOUNTING HEIGHTS.
- E. PROVIDE FILLER STRIPS BETWEEN CASEWORK UNITS AND WALL OR BETWEEN ANY UNIT AS REQUIRED. EXTEND COUNTER TO FACE OF WALL OR ADJACENT TALL CABINET.
- F. ALL CASEWORK DOORS AND DRAWERS SHALL BE LOCKABLE.
- G. ALL EXPOSED BOTTOMS, ENDS AND BACKS OF CASEWORK SHALL BE FINISHED.
- H. CASEWORK INSTALLER SHALL CUT CASEWORK AS REQUIRED FOR PLUMBING/ELECTRICAL LINES.
- I. CASEWORK INSTALLER SHALL CHALK BETWEEN COUNTERS, BACKSPASHES, AND WALLS.
- J. ALL WALL-MOUNTED CASEWORK SHALL BE MOUNTED WITH THE TOP AT 7'-0" AFF UNLESS OTHERWISE NOTED.
- K. REFER TO DETAIL 1-A?? FOR BASKETBALL, AND VOLLEYBALL COURT LAYOUTS.
- L. (FEC) INDICATES A FIRE EXTINGUISHER CABINET. SEE DETAIL 15-A1.62.
- M. (WB) INDICATES AN INTERACTIVE WHITE BOARD FURNISHED AND INSTALLED BY OWNER.
- N. THE ASTERISK "*" SHOWN WITHIN THE CASEWORK INDICATES THAT THIS UNIT IS A TALL UNIT.
- O. (CLU) INDICATES CONFERENCE LECTURE UNIT.
- P. (HLB) INDICATES HORIZONTAL LOUVER BLINDS.
- Q. (BBC) INDICATES BULLETIN BOARD CASE.
- R. (TWS) INDICATES TACKABLE WALL SURFACE.
- S. * * (LETTERS) INDICATE LOCKER TYPES. REFER TO 1-A1.63 FOR ADDITIONAL INFORMATION.
- T. (FD) INDICATES FLOOR DRAINS TO BE 1/2" BELOW FINISHED FLOOR. SLOPE FLOORS TO DRAINS. REFER TO PLUMBING DRAWINGS FOR LOCATIONS.
- U. (KS) INDICATES KNEESPACE. REFER TO DETAIL 8-A1.62.

RESIDENTIAL EQUIPMENT

REFER TO RESIDENTIAL EQUIPMENT SCHEDULE FOR MORE INFORMATION.

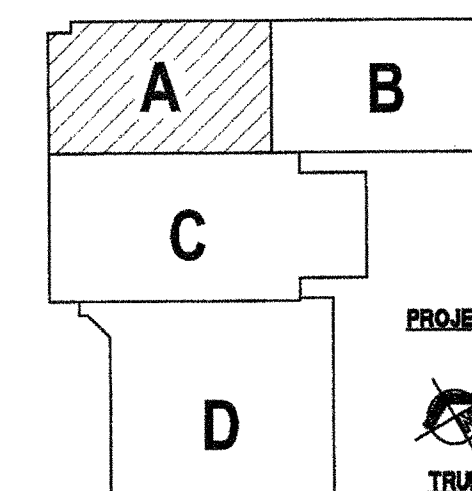
- R1 STACKABLE WASHER AND DRYER
- R2 RESIDENTIAL WASHER
- R3 RESIDENTIAL DRYER
- R4 REFRIGERATOR WITH ICE MAKER
- R5 MICROWAVE
- R6 REFRIGERATOR WITH NO ICE MAKER
- R7 COMMERCIAL ICE MAKER



1 UNIT A - EQUIPMENT PLAN - 2ND FLOOR
A1.55 SCALE: 1/8" = 1'-0"

EQUIPMENT KEYNOTES


- (ALL NOTES MAY NOT PERTAIN TO THIS SHEET)
- TACKLE WALL SURFACE (TWS) TO EXTEND FROM THE TOP OF RESIDENT BASE TO FINISH CEILING AND FROM CORNER TO CORNER. REFER TO DETAIL 16-A1.62.
 - PROVIDE A 12" TACKSTRIP ABOVE DISPLAY BOARD. REFER TO PROJECT MANUAL.
 - 4 COAT HOOK AND SHELF UNITS (12 LINEAR FEET TOTAL). REFER TO DETAIL 11-A1.62
 - COAT CUBBIES WITH WALL CABINETS. REFER TO DETAIL 9-A1.62
 - 8" SCORER'S TABLE BY BLEACHER MANUFACTURER.
 - VOLLEYBALL SLEEVE - SEE DETAIL 2-A1.63. REFER TO INTERIOR ELEVATIONS FOR ADDITIONAL INFORMATION.
 - WALL PADDING AT STAGE FRONT, REFER TO 2-A1.64. PROVIDE AND COORDINATE CUTOUTS FOR ELECTRICAL DEVICES.
 - WALL PADDING AROUND COLUMNS.
 - INTERIOR SCOREBOARD - REFER TO PROJECT MANUAL.
 - MAIN VOLLEYBALL COURT, REFER TO A4.03.
 - MAIN BASKETBALL COURT, REFER TO A4.03.
 - PROVIDE A MOP HOLDER (MH - TOILET ACCESSORY) AT FLOOR SINK.
 - PROVIDE MANUAL ROLLER SHADES (RS) ON INTERIOR SIDE OF ALL WINDOWS IN THIS ROOM.
 - PROVIDE ELECTRIC ROLLER SHADE (ERS) AT EXTERIOR WINDOW. 15A SHALL BE CLOTH TYPE & 15B SHALL BE BLACKOUT TYPE.
 - PROVIDE MANUAL ROLLER SHADE (RS) WITH BLACKOUT MATERIAL ON INTERIOR SIDE OF ALL WINDOWS IN THIS ROOM.
 - TYPE A, CLOSET AND WARDROBE SPECIALTIES.
 - MIRROR (M3), 4" WIDE x 5' HIGH (SPEECH ROOMS).
 - ALL COUNTERTOPS IN THIS ROOM SHALL BE EPOXY RESIN.
 - ALL WINDOW SILLS IN THIS ROOM SHALL BE EPOXY RESIN.
 - PROVIDE A 6" CHASE BEHIND CASEWORK TO ACCOMMODATE 30"D RESIN COUNTERTOP. REFER TO DETAIL 3-A1.62.
 - DISPLAY CASE - REFER TO DETAILS ON A1.64.
 - CONTRACTOR TO INSTALL OWNER PROVIDED SINK DISPENSER AND TOWEL DISPENSER.
 - STAGE PROJECTION SCREEN - REFER TO PROJECT MANUAL.
 - STAGE CURTAINS - REFER TO CURTAIN SCHEDULE AND PROJECT MANUAL.
 - COMMERCIAL WASHER 40LBS - REFER TO PROJECT MANUAL.
 - COMMERCIAL DRYER 50LBS - REFER TO PROJECT MANUAL.
 - TYPE B, CLOSET AND WARDROBE SPECIALTIES.
 - ELECTRIC KILN AND ACCESSORIES, REFER TO PROJECT MANUAL.
 - WIRE MESH PARTITION WITH 3"W DOORS, REFER TO PROJECT MANUAL.
 - DOCK BUMPER - REFER TO PROJECT MANUAL.
 - PROVIDE LOCK BOX. REFER TO PROJECT MANUAL.
 - PROVIDE CASEWORK FILLER PERPENDICULAR TO WALL.
 - WALL HOOKS (P.E. ITEM NO. P11: TOTAL OF 6) FOR OWNER PROVIDED WALL PADS.
 - ALL BASE CABINETS SHALL BE 34"H TO MATCH ADA SINK CABINET.
 - THE POSTER DRAWER UNIT DEPTH SHALL MATCH THE ADJACENT CASEWORK.
 - 12" TACK STRIP TO EXTEND 17" FROM EDGE OF MB TO EDGE OF MB AND ABOVE MB.
 - FUTURE LIBRARY SECURITY SYSTEM.
 - WALL CABINETS (NOT SHOWN) IN THIS ROOM WILL BE FURNISHED/INSTALLED BY OWNER.
 - ACOUSTICAL WALL TREATMENT - REFER TO PROJECT MANUAL AND ELEVATIONS FOR ADDITIONAL INFORMATION.
 - PEDESTAL BENCH, REFER TO DETAIL 3-A1.63.
 - ACOUSTICAL CURTAIN, REFER TO PROJECT MANUAL AND INTERIOR ELEVATIONS.
 - HIGH OPEN WALL SHELVING UNIT FOR DISPLAY BOTTOM TO BE MOUNTED AT 7'-4" AFF.
 - EDUCATIONAL CASEWORK COUNTERTOP TO EXTEND THROUGH OPENING WITH HARDWOOD EDGE (2"WIDE WITH CHAMFER) W/ 1" OVERHANG ON THE COMMONS SIDE.
 - FUME HOOD. SEE DETAIL 9-A4.22.
 - CHEMICAL STORAGE CABINETS, REFER TO LABORATORY CASEWORK SCHEDULE.
 - ELECTRIC SCREWS: 18" DIA. 189" DIA. (100"x160") WITH +20" OF DROP.
 - BULLETIN BOARD CASE (BBC), REFER TO DETAIL 5-A1.64.
 - END OF LOCKER DETAIL, REFER TO DETAIL 5-A1.63.
 - SINK CABINET SHALL BE 34"H IN 7TH & 8TH GRADE CLASSROOMS & PROF. DEVELOPMENT.
 - MARKER BOARD INSTALLED ON OPERABLE WALL.
 - MUSIC STAFF LINES ON MARKER BOARD.



KEY PLAN

VERIFICATION NOTE

CONTRACTOR SHALL VERIFY ALL DIMENSIONS AND CLEARANCES AND ALL EXISTING FIELD CONDITIONS BEFORE STARTING CONSTRUCTION. COMMENCEMENT OF WORK CONSTITUTES ACCEPTANCE OF CONDITIONS. SHOULD DIFFERENT CONDITIONS BE ENCOUNTERED, CONTACT THE ARCHITECT BEFORE PROCEEDING WITH WORK.



320 N. Carrollton Avenue, Suite 100
New Orleans, Louisiana 70119
t. 504.488.7739 f. 504.488.7743

© copyright 2012



NEW 3 SECTION ELEMENTARY SCHOOL
 AT FISK-HOWARD SCHOOL
 RECOVERY SCHOOL DISTRICT
 211 S. LOPEZ STREET
 NEW ORLEANS, LOUISIANA 70119

DATE ISSUED: 7 DECEMBER, 2012
 REVISED:
 REVISED:
 REVISED:
 REVISED:
 DRAWN BY: MKS
 CHECKED BY:
 PHASE:

BID DOCUMENTS

11085

TITLE:
 2ND FLOOR UNIT A
 EQUIPMENT PLAN

SHEET:

A1.55