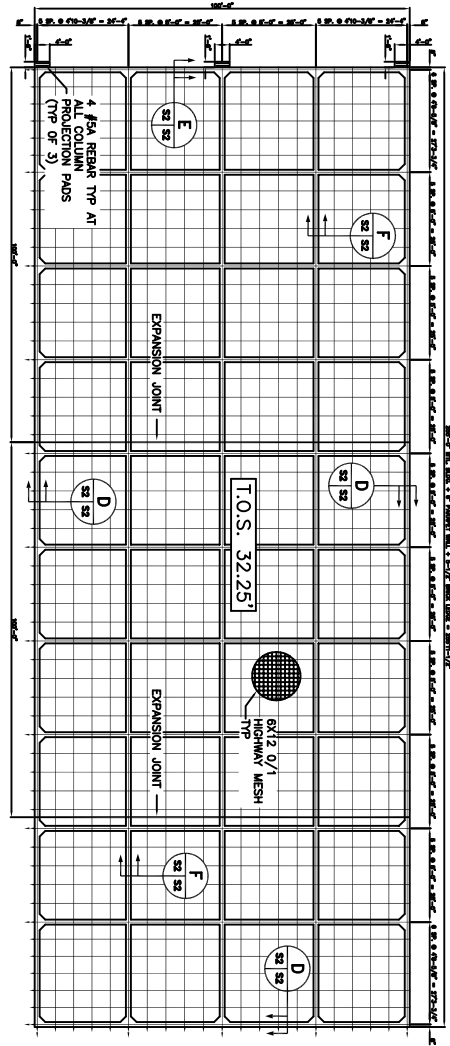
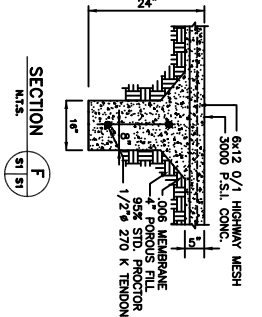
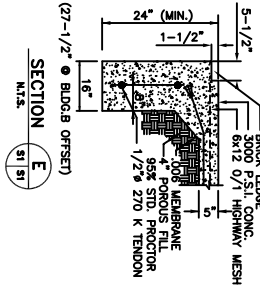
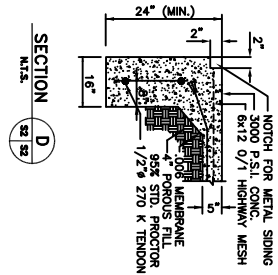


FOUNDATION PLAN - BLDG. B  
SCALE: 1/16"=1'-0"



FOUNDATION PLAN - BLDG. A  
SCALE: 1/16"=1'-0"



- NOTES
1. FIELD VERIFY COLUMN LOCATION WITH METAL BUILDING MANUFACTURERS COLUMN LAYOUT PRIOR TO CONSTRUCTION.
  2. SEE SHEET C-1 FOR FOUNDATION GENERAL NOTES.

BLDG. A & B FOUNDATION PLANS  
JEFF BRELAND  
64287 HWY 41  
PEARL RIVER, LOUISIANA

PLANET STORAGE  
**DAMMON ENGINEERING, INC.**  
1095 FLORIDA AVENUE 985-649-5592 SLIDELL, LA. 70466  
DAMMONENGINEERING.COM

SCALE(S) NOTED  
FILE: JOB NO. 1757  
DATE: 6-19-06  
SHEET 7

S-2  
OF 27