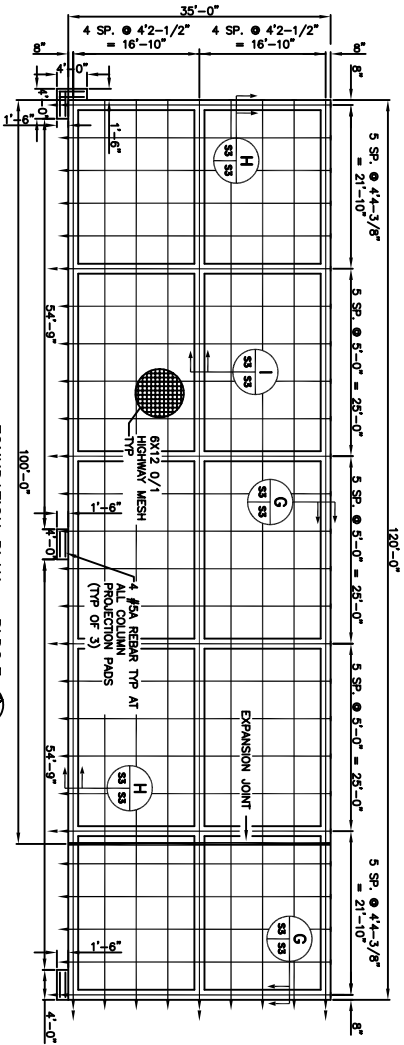
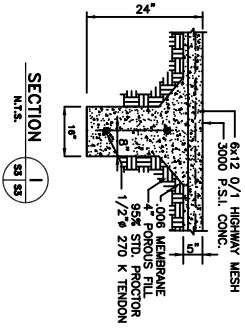
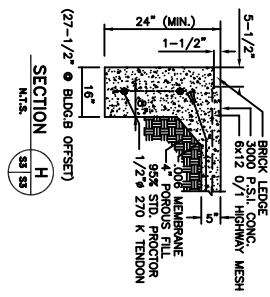
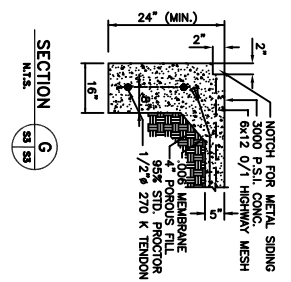


FOUNDATION PLAN - BLDG C  
SCALE: 1/8"=1'-0"



FOUNDATION PLAN - BLDG E  
SCALE: 1/8"=1'-0"



- NOTES
1. FIELD VERIFY COLUMN LOCATION WITH METAL BUILDING MANUFACTURERS COLUMN LAYOUT PRIOR TO CONSTRUCTION.
  2. SEE SHEET C-1 FOR FOUNDATION GENERAL NOTES.

BLDG. C & E FOUNDATION PLANS  
JEFF BRELAND  
64287 HWY 41  
PEARL RIVER, LOUISIANA

PLANET STORAGE  
**DAMMON ENGINEERING, INC.**  
1095 FLORIDA AVENUE 985-649-5832 SLIDELL, LA. 70466  
DAMMONENGINEERING.COM

SCALE(S) NOTED  
FILE:  
JOB NO. 1757  
DATE:6-19-06  
SHEET 8  
S-3  
OF 27