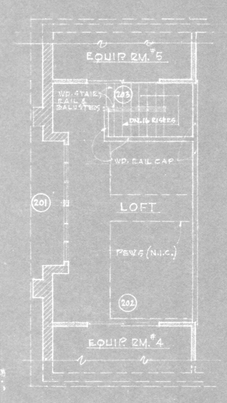

LOFT PLAN
SCALE 1/8" = 1'-0"

SCHEDULE OF OPENINGS

OPG. No.	MAS. OPG.	SIZE	DESCRIPTION
EXTERIOR			
101	14'-0" WIDE	7'-8¼" x 12'-7½" & 2¼"	PR. OF WD. PANELED DOORS - 7'-8¼" x 8'-0" x 1⅜" EA. W/ FASTEAGLE 2 SEL. MILL #6 "E" EA. - 2 FIXED WD. PANELS - 7'-8⅛" x 5'-10¼" x 2⅜" EA. FIXED WD. PANELS ABOVE. SEE ELEV. & SECT.
102, 103, 104, 105, 106, 107, 108, 110	11'-1" WIDE	6'-0" x 8'-0"	ALUM. DH. SASH W/ 1/4 GL. LTS. AM. CATHEDRAL GL. WD. LINER & STOOL. ALUM. INSECT SCREENS. (104 & 108
109	3'-9⅛" WIDE	8'-7¼" x 3'-4" x 2¼"	WD. PANELED DOOR - 3 WD. PANELS - SEE ELEV.
111, 116, 118	3'-5⅛" WIDE	8'-7¼" x 8'-0" x 1¾"	WD. PANELED DOOR - 3 WD. PANELS - 7'-0" x 3'-0" x 1⅜", 2" WD. TRANS. BAR. FIXED WD. TRANS. 1'-6¼" x 3'-0"
112, 113, 114, 115, 117, 119, 121, 123, 125, 127	2'-11" WIDE	6'-0" x 8'-0"	ALUM. DH. SASH W/ 1/4 GL. LTS. W/ ALUM. INSECT SCREENS. WD. LINER & STOOL. SEE SECT. DTD. GRAGLER GL. LTS. IN 1/2" OPN. @ R.
120	3'-10¼" WIDE	8'-7¼" x 3'-4" x 1¾"	WD. PANELED DOOR - 3 WD. PANELS - 7'-0" x 3'-0" x 1⅜", 2" WD. TRANS. BAR. FIXED WD. TRANS. 1'-10¼" x 3'-4" x 1¼".
122, 124	8'-6⅜" WIDE	5'-6¼" x 8'-2½"	3 - FIXED GL. LTS. SECT. 2 - 3'-1½" x 5'-10½" EA. 2" WD. TRANS. BAR. FIXED GL. TRANS. 1'-5⅝" x 2'-10½". 2 - WD. MULL. @ 3'-1½" EA.
126	9'-10½" WIDE	8'-7⅛" x 9'-1½" x 1¾"	3 - WD. DOORS - 7'-0" x 3'-10" x 1⅜" EA. 2 NB POL. OF 1/4" LT. EA. DOOR. 2" WD. TRANS. FIXED GL. TRANS. 1'-6¼" x 2'-10". 2 - WD. MULL. @ 3'-1½" EA.
201	5'-5⅛" WIDE	8'-7¼" x 8'-0" x 1¾"	PR. OF WD. PANELED DRS. 7'-0" x 2'-6 1/16" W/ FOLD 2" WD. TRANS. BAR. FIXED WD. TRANS. 1'-6¼" x 5'-0" x 1¼" (STRAI. FIXED WD. SASH 2¼" THICK, VERT. & HORIZ. 1/2 MULL @ 10" EA., 2 GL. LTS. (AMERICAN CATHEDRAL GL. SEE SECT. & ELEV. SHT. A-2.
	14'-0" WIDE	SEE PLAN & SECT.	
INTERIOR			
150	—		BEADED WD. END PIECE FOR PART. END FINISH
151, 154, 157		6'-8" x 4'-5" x 1⅜"	PR. OF H.C. FLUSH WD. SLIDING DOORS - 6'-8" x 2'-8" x 1⅜" EA.
152		6'-8" x 3'-0" x 1⅜"	FLUSH WD. H.C. DOOR - 30" x 24" MTL. GRILLE
153		7'-0" x 6'-0" x 1¾"	PR. OF FLUSH WD. SOLID CORE DOORS. BEADED FRAME. NO TRIM
155, 156		6'-8" x 3'-0" x 1¾"	FLUSH WD. SOLID CORE DOOR.
158, 162		6'-8" x 3'-0" x 1⅜"	FLUSH WD. H.C. DOOR. - 12" x 12" MTL. GRILLE
159, 161, 163, 170		6'-8" x 3'-0" x 1⅜"	FLUSH WD. H.C. DOOR
169		8'-3⅜" x 6'-0" x 2¼"	PR. OF WD. PANELED DOORS 7'-8⅜" x 2'-6 1/2" PR. FOLD. 3 - WD. PANELS EA. - 2" WD. TRANS. BAR. FIXED WD. PANELED TRANS. ABOVE 11" x 8'-0" x 2¼"
160		7'-0" x 6'-6" x 1¾"	PR. OF SOLID CORE FLUSH WD. DOORS. GYP. BD WALL FINISH FLUSH WITH FRAME. BOARD PR.
163	7'-0" WIDE	———	WD. LINER AT HEAD

OPG. No.	MAS. OPG.	SIZE	DESCRIPTION
INTERIOR - (CONT.)			
164, 167		6'-8" x 2'-6" x 1⅜"	FLUSH WD. H.C. DOOR
165		6'-8" x 3'-8" x 1⅜"	PR. OF H.C. FL. WD. DOORS. 6'-8" x 1'-10" x 1⅜" EA. FOLD.
166		6'-8" x 3'-0" x 1⅜"	FLUSH WD. H.C. DOOR - MTL. GRILLE 12" x 8"
171, 175		6'-8" x 3'-0" x 1⅜"	FLUSH WD. H.C. DOOR - MTL. GRILLE 24" x 12"
172		6'-8" x 3'-0" x 1⅜"	FLUSH WD. H.C. DOOR
173, 176		6'-8" x 2'-6" x 1⅜"	FLUSH WD. H.C. DOOR. - UNDERCUT DOOR ¾"
174		6'-4" x 2'-6" x 1⅜"	FLUSH WD. S. DOOR. - SET ON 4" CONC. CURB. HEAD TO LINE WITH ADJACENT DOORS.
LOFT LEVEL			
202, 203		6'-8" 7'-11" x 1¾"	PR. OF FLUSH WD. SOLID CORE DOORS - 2'-8" x 4'-0" x 1 3/16" EA. FOLD
204	———	———	REUSE EXIST. WD. SASH. NEW WD. FRAME, TRIM & SILL TO FIT SASH (SEE ELEV.)

SCHEDULE OF FINISHES

AREA	FLOOR	BASE	WALLS	CEILING
NARTHEX	TERRAZZO	WOOD	BRICK & PLY WD.	GYP. BD.
STAIR 1ST. FL.	VINYL ASBESTOS	WOOD	GYP. BD.	GYP. BD.
JANITOR #1	CONCRETE	WOOD	BRICK, CONC. BLK., GYP. BD.	GYP. BD.
NAVE	TERRAZO & CONCRETE	WOOD	CONC. BLK., BRICK, PLYWD.	WD. DECKING
CHOIR	RAISED WD. PLATFORM	WOOD	CONC. BLK.	WD. DECKING
SANCTUARY	RAISED WD. PLATFORM	WOOD	PLYWD. CONC. BLK., BRICK	WD. DECKING
SECRETARY	VINYL ASBESTOS	WOOD	CONC. BLK., GYP. BD.	GYP. BD.
EQUIP. #1	CONCRETE	WOOD	CONC. BLK., GYP. BD.	GYP. BD.
PRIEST	VINYL ASBESTOS	WOOD	CONC. BLK., GYP. BD.	GYP. BD.
LOGGIA	VINYL ASBESTOS	WOOD	CONC. BLK., GYP. BD.	GYP. BD.
EQUIP. RM. #2	CONC. & SOUND TILE	WOOD	GYP. BD., CONC. BLK., SOUND TILE	GYP. BD., SOUND TILE
WORK	VINYL ASBESTOS	WOOD	CONC. BLK., GYP. BD.	GYP. BD.
VESTING	VINYL ASBESTOS	WOOD	CONC. BLK., GYP. BD.	GYP. BD.
ORGAN	RAISED WD. PLATFORM	WOOD	GYP. BD.	GYP. BD.
SACRISTY	VINYL ASBESTOS	WOOD	CONC. BLK., GYP. BD.	GYP. BD.
EQUIP. RM. #3	CONCRETE	WOOD	GYP. BD.	GYP. BD.
CORRIDOR	VINYL ASBESTOS	WOOD	CONC. BLK., GYP. BD.	GYP. BD.
NURSERY	VINYL ASBESTOS	WOOD	CONC. BLK., GYP. BD.	GYP. BD.
JANITOR #2	CONCRETE	CURB	CONC. BLK., 4'-0" HT. MTL. WAINSCOT	GYP. BD.
LAV.	VINYL ASBESTOS	WOOD	CONC. BLK., GYP. BD.	GYP. BD.
KINDERGARTEN	VINYL ASBESTOS	WOOD	CONC. BLK., GYP. BD.	GYP. BD.

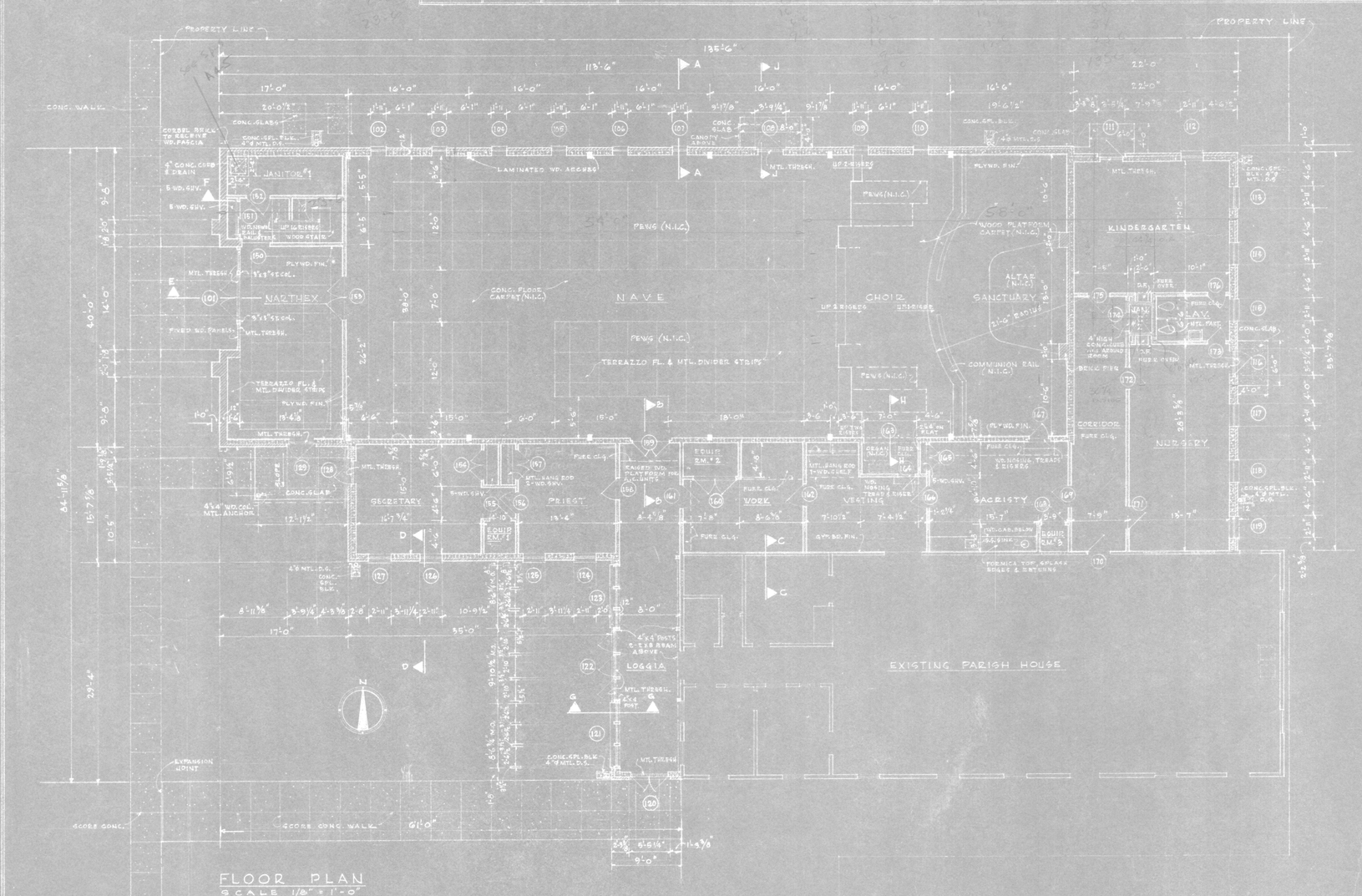

FLOOR PLAN
SCALE 1/8" = 1'-0"

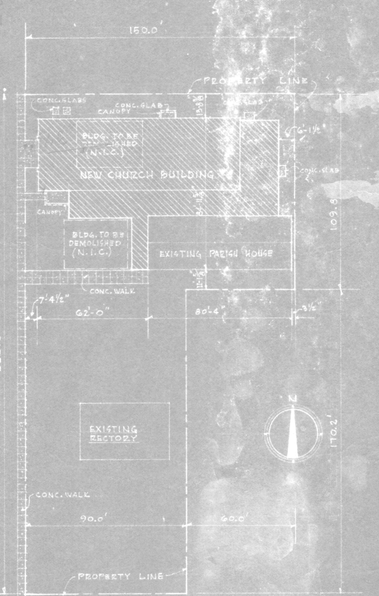

PLOT PLAN
SCALE 1" = 40'-0"

CHURCH BUILDING FOR
CHRIST EPISCOPAL CHURCH
SLIDELL, LOUISIANA

FRERET AND WOLF - ARCHITECTS
910 CHARTRES ST. NEW ORLEANS, LA.

COMM. No. 885
DATE: 22 APRIL 1965
REVISED:
SHEET No. A-1 OF 4