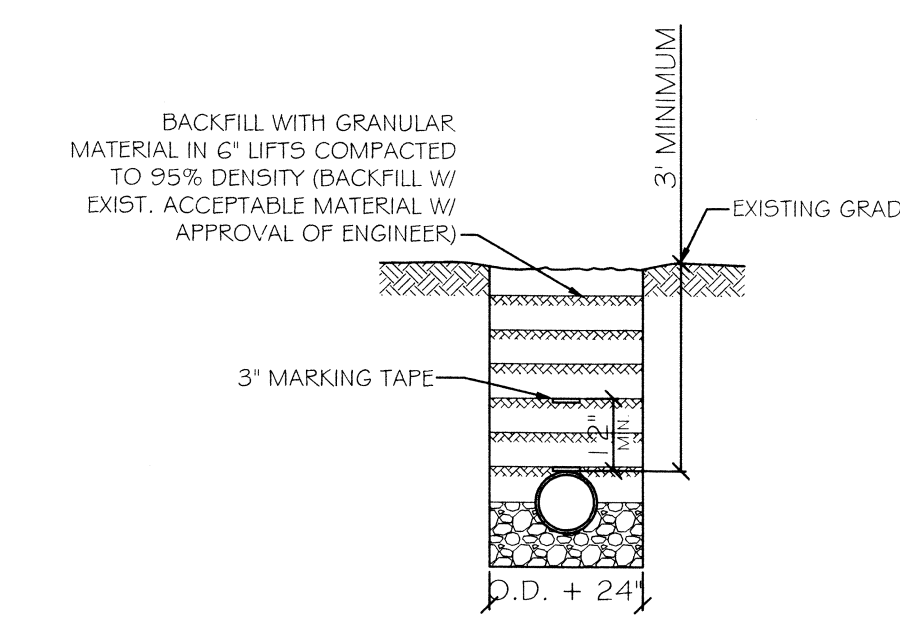
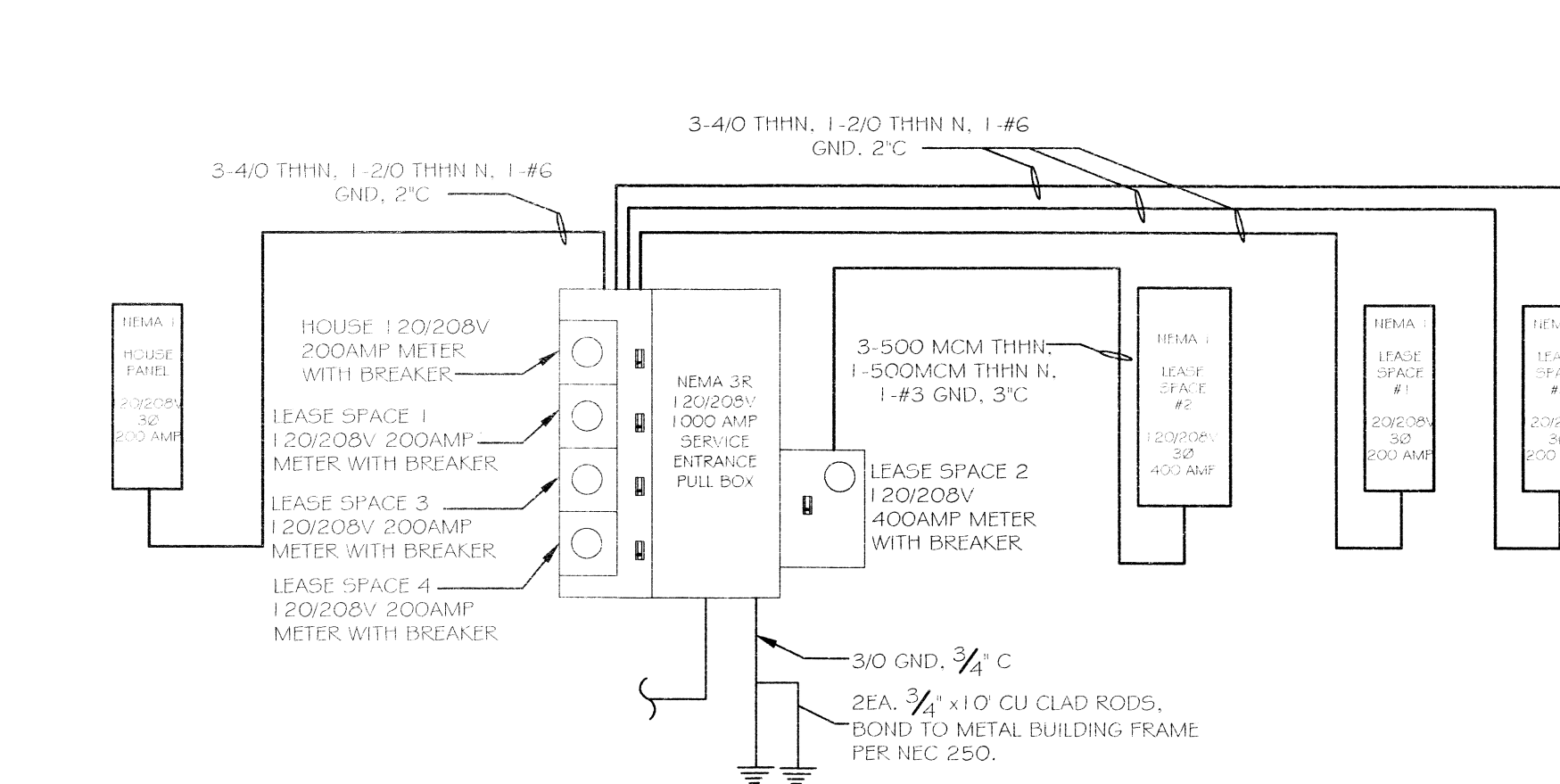
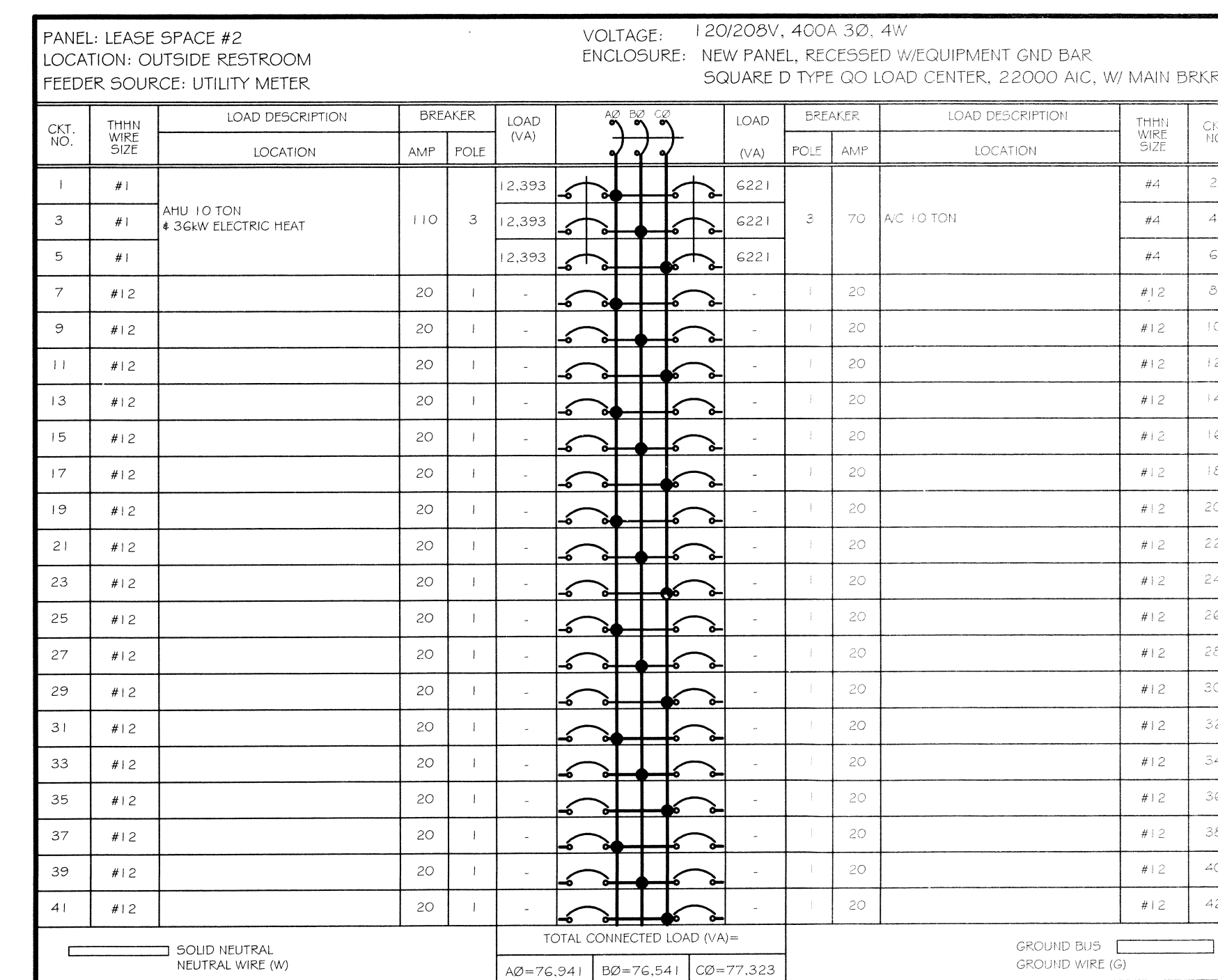
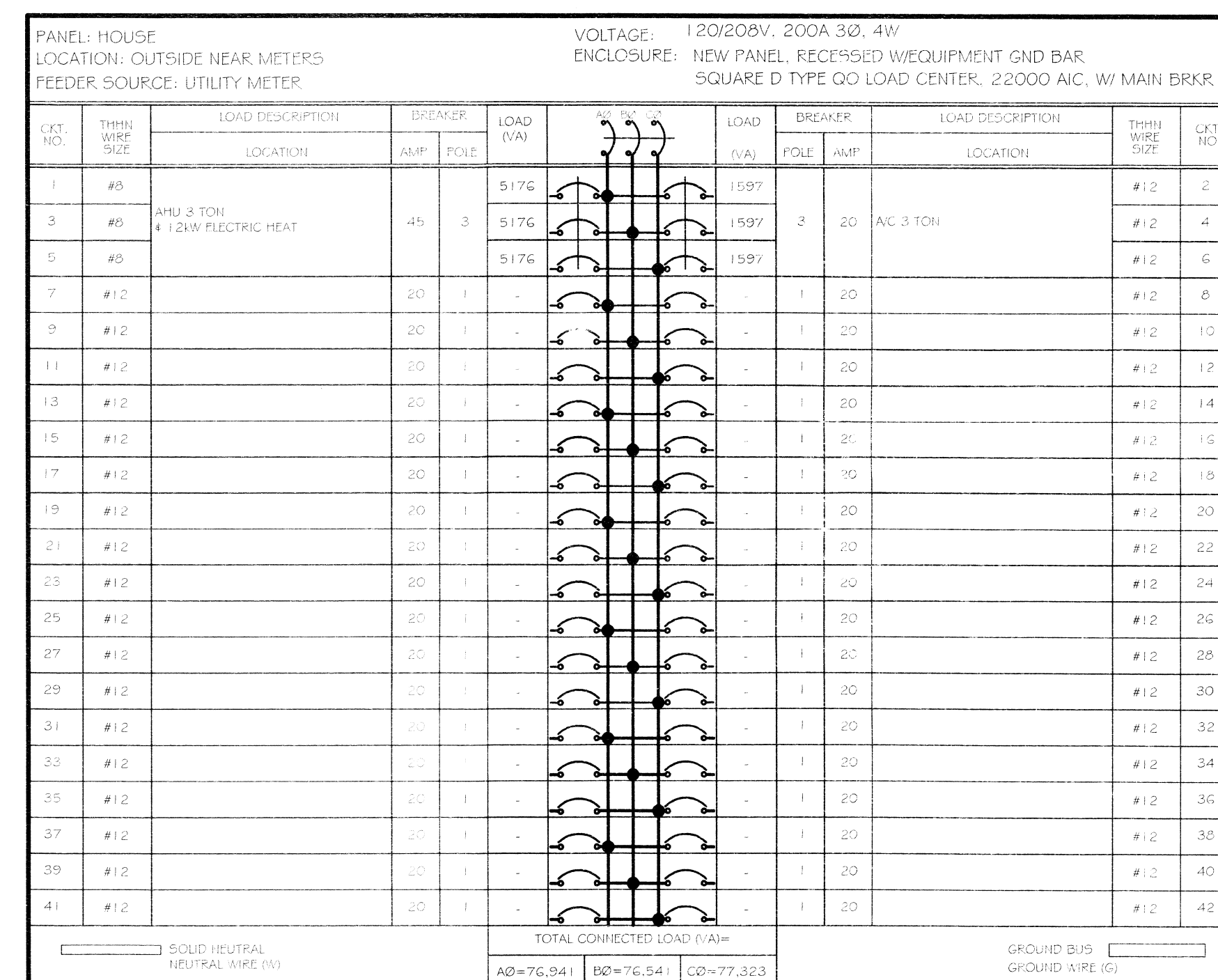
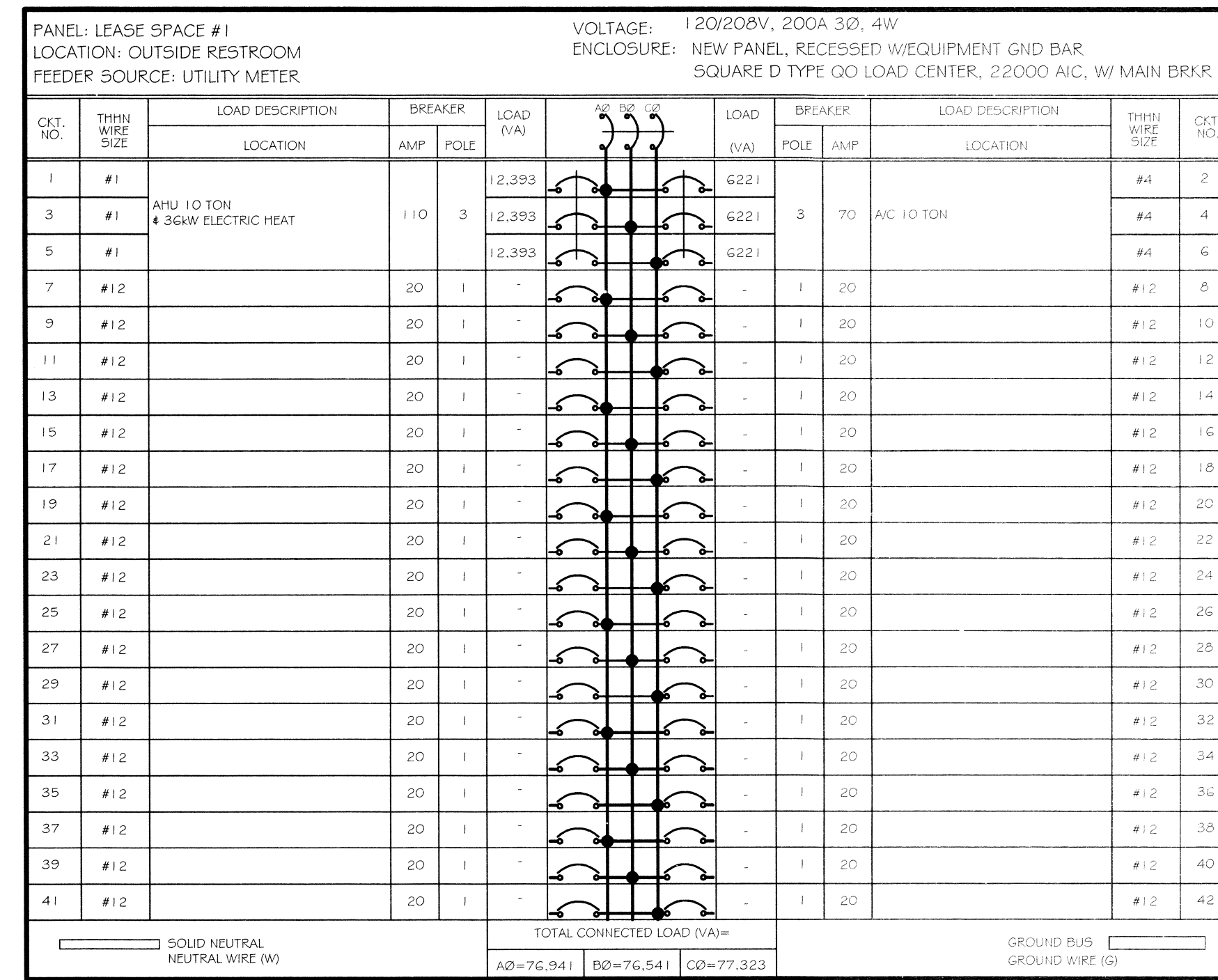


- ### ELECTRICAL NOTES
- ALL WORK SHALL CONFORM TO THE LATEST EDITION OF THE NATIONAL ELECTRICAL CODE, THE GOVERNING ELECTRICAL CODE AND ALL OTHER INSPECTION DEPARTMENTS HAVING JURISDICTION. OBTAIN CERTIFICATES OR APPROVAL WHERE REQUIRED. ELECTRICAL CONTRACTOR SHALL VERIFY ALL WIRE AND CONDUIT SIZES FOR MECHANICAL EQUIPMENT TO BE INSTALLED, TO CONFORM TO THE LATEST EDITION OF THE N.E.C.
 - ALL MATERIALS FURNISHED SHALL BE NEW AND SHALL BE U.L. LISTED.
 - THE DRAWINGS INDICATE SIZE AND GENERAL LOCATION OF WORK. SCALE DIMENSIONS SHALL NOT BE USED. THE EXACT LOCATION AND LOCATION OF ALL LIGHTING FIXTURES, RECEPTACLES AND TELEPHONE OUTLETS, ETC. SHALL BE DETERMINED BY ACTUAL CONDITIONS IN THE FIELD.
 - PRIOR TO BIDDING, CONTRACTOR SHALL VISIT THE JOB SITE AND FAMILIARIZE THEMSELVES WITH THE EXISTING CONDITIONS.
 - ELECTRICAL CONTRACTOR SHALL COORDINATE HIS WORK WITH OTHER TRADES AND WITH OTHER CONTRACTORS WHOSE WORK MAY AFFECT THIS INSTALLATION.
 - ELECTRICAL CONTRACTOR SHALL COORDINATE INCOMING ELECTRICAL SERVICE WITH UTILITY COMPANY AND INCLUDE IN HIS BID ALL CHARGES AND FEES INCURRED IN MODIFICATIONS.
 - WHERE MORE THAN ONE SWITCH OCCURS IN THE SAME LOCATION, THEY SHALL BE INSTALLED IN A GANG TYPE BOX UNDER ONE COVER PLATE.
 - ELECTRICAL CONTRACTOR SHALL COORDINATE THE TELEPHONE INSTALLATION WITH THE TELEPHONE COMPANY AND THE GENERAL CONTRACTOR.
 - ELECTRICAL CONTRACTOR, BEFORE INSTALLING ANY OF THE WORK, SHALL SEE THAT IT DOES NOT INTERFERE WITH CLEARANCES REQUIRED FOR FINISHED COLUMNS, HUNG CEILINGS, PLASTER, PARTITIONS, WALLS, ETC. AS SHOWN IN THE ARCHITECTURAL DRAWINGS AND DETAILS. IF ANY WORK IS INSTALLED AND IT LATER DEVELOPS THAT SUCH DETAILS OR DESIGN CANNOT BE FOLLOWED, THE CONTRACTOR, AT HIS OWN EXPENSE, SHALL MAKE SUCH CHANGES IN THE WORK AS DIRECTED BY THE ARCHITECT, AS WELL AS TO PERMIT THE INSTALLATION OF THE ARCHITECTURAL WORK AS SHOWN ON THE PLANS AND DETAILS.
 - PERFORM TEST REQUIRED BY THE OWNER OR THE ENGINEER IN CONNECTION WITH THE OPERATION OF THE ELECTRICAL SYSTEM IN THE BUILDING.
 - ALL TESTS SHALL BE MADE IN ACCORDANCE WITH THE LATEST STANDARD OF THE IEEE AND THE NATIONAL ELECTRICAL CODE.
 - MINIMUM CONDUCTOR SIZE SHALL BE #12, 600V INSULATION. MINIMUM SIZE CONDUIT SHALL BE 3/4" ELECTRICAL METALLIC TUBING (EMT) FOR INTERIOR USE, AND 3/4" RIGID ALUMINUM FOR EXTERIOR USE. USE NON-METALLIC CABLE (NMC) CABLE COPPER, FOR LIGHTS AND RECEPTACLE CIRCUITS IN WOOD FRAME CONSTRUCTION AREAS ONLY, IN STEEL FRAMING AREAS THE USE OF EMT (MINIMUM) IS REQUIRED; EXTERIOR FITTINGS SHALL BE CAST BOXES AND COVERS. INTERIOR FITTINGS SHALL BE STAMPED BOXES WITH WEATHERPROOF COVERS WHERE EXPOSED ON WALLS IN THE APPARATUS BAY. STAMPED BOXES MAY BE USED ABOVE CEILINGS IN AIR CONDITIONED SPACES.
 - CONTRACTOR SHALL INSTALL WIRING AND OTHER CIRCUIT COMPONENTS TO MATCH EQUIPMENT ACTUALLY INSTALLED.
 - INSTALL GROUND FAULT RECEPTACLES AT RECEPTACLE LOCATIONS WITHIN 5' OF SINKS OR LAVATORIES, AND AT EXTERIOR LOCATIONS. EXTERIOR RECEPTACLES SHALL ALSO BE WATERPROOF.
 - BONDING AND GROUNDING SHALL BE IN ACCORDANCE WITH NFPA 70:230-63, NFPA 250-23, 250-71 & 250-72.
 - GROUND NEUTRAL IN ACCORDANCE WITH NFPA 70:250-23b.
 - FUSES SHALL BE ITT CLASS K5, 250 VOLT, 200,000 AMP INTERRUPTING CAP.
 - PROVIDE SERVICES OF A FIRE/SMOKE DETECTION AND ALARM COMPANY TO DESIGN AND INSTALL ALARM SYSTEM TO MEET REQUIREMENTS OF THE STATE FIRE MARSHALL.
 - EXTERIOR LIGHTING SHALL BE SHADED OR INWARDLY DIRECTED IN SUCH A MANNER SO THAT NO DIRECT LIGHTING OR GLARE IS CAST BEYOND THE PROPERTY LINE. THE INTENSITY OF SUCH LIGHTING SHALL NOT EXCEED ONE FOOT CANDLE AS MEASURED AT THE ABUTTING PROPERTY LINE.
 - ALL ELECTRICAL, MECHANICAL AND PLUMBING PENETRATING FIRE PARTITIONS SHALL BE FIRE CAULKED. (PENETRATIONS THROUGH RATED CONSTRUCTION SHALL BE SEALED WITH A MATERIAL CAPABLE OF PREVENTING THE PASSAGE OF FLAMES AND HOT GASES WHEN TESTED IN ACCORDANCE WITH ASTM-E81.4.)
 - VERIFY ELECTRICAL CONNECTIONS PER MANUFACTURER'S RECOMMENDATIONS.



- ### PIPE DETAIL FOR ELECTRICAL SERVICE
- SCALE: N.T.S.
- ### UTILITY NOTES:
- 50% 3/4" PVC CONDUIT WHERE PIPE IS EXPOSED ABOVE GRADE. TRANSITION TO SCH 40 PVC BELOW GRADE. ALL 90° ELBOWS TO BE LONG SWEET TYPE.
 - 120/208V 3Ø 1,000A SERVICE FROM UTIL. CO., FEEDER BY UTIL. CO TO FIRST JUNCTION BOX. FIELD LOCATE TRANSFORMER ON POLE AND COORDINATE WITH ELEC. COMPANY REGARDING NEW ELECTRICAL SERVICE CONNECTION.

DAMMON ENGINEERING, INC.
Architects & Engineers

NEW COMMERCIAL BUILDING
DR. FARZAD ADULI
 LOT 208 MARGOLD DRIVE
 COVINGTON, LA

DATE: 06-16-2013
 DRAWN BY: BSN
 CHECKED BY: BSN

REVISIONS

#	DESCRIPTION	DATE
</		