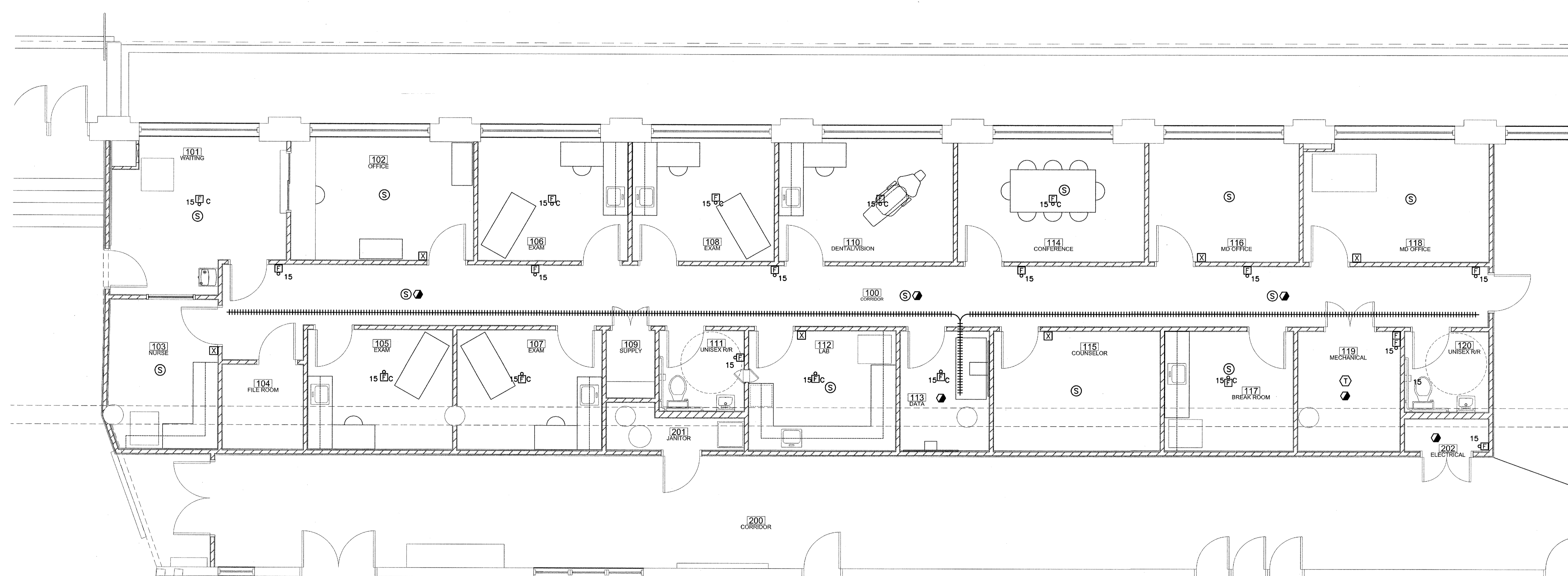


ALL IDEAS, SPECIFICATIONS, ARRANGEMENTS, DIMENSIONS, AND SPECIFICATIONS ARE OWNED BY AND ARE THE PROPERTY OF MOSES ENGINEERS, CONSULTING ENGINEERS. NO USE ON AND IN CONNECTION WITH THE SPECIFIED PROJECT OR ANY OTHER PROJECT IS PERMITTED WITHOUT THE WRITTEN PERMISSION OF MOSES ENGINEERS, CONSULTING ENGINEERS. ANY REPRODUCTION OR TRANSMISSION OF THESE DOCUMENTS FOR ANY PURPOSE, WITHOUT THE WRITTEN PERMISSION OF MOSES ENGINEERS, CONSULTING ENGINEERS, IS STRICTLY PROHIBITED.

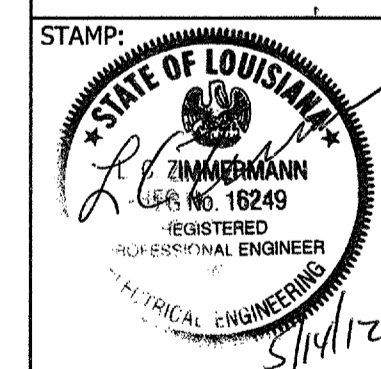
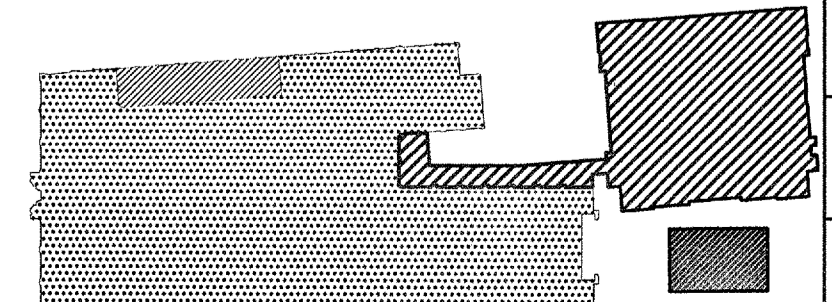


- GENERAL NOTES:**
1. ALL FIRE ALARM DEVICES TO BE CONNECTED TO EXISTING BUILDING FIRE ALARM SYSTEM. MODIFICATIONS TO THE EXISTING FIRE ALARM SYSTEM SHALL BE IN ACCORDANCE WITH NFPA 101, NFPA 72, AND ADA-AG. MATCH EXISTING DEVICES IN SPACE. ALL DEVICES REQUIRED TO MODIFY SYSTEM SHALL BE LOCATED IN DATA 113.
 2. ALL SPEAKERS/INTERCOM STATIONS TO BE CONNECTED TO EXISTING BUILDING PA SYSTEM. MODIFY SYSTEM AS REQUIRED.
 3. CONTRACTOR TO COORDINATE NEW CABLE TRAY IN CEILING WITH ALL OTHER SYSTEMS IN CEILING, INCLUDING MECHANICAL SYSTEMS, FOR FUTURE ACCESS, SPECIFICALLY IN CORRIDOR AND DATA ROOM.

1 FIRST FLOOR PLAN - SPECIAL SYSTEM
 SCALE: 1/4" = 1' - 0"

BUILDING LEGEND

[Pattern]	MCMAIN HEALTH CENTER RENOVATION PROJECT LOCATION
[Pattern]	EXISTING MCMAIN SECONDARY HIGH SCHOOL
[Pattern]	NEW GYMNASIUM ADDITION & COVERED WALKWAY (CONCURRENT PROJECT)
[Pattern]	EXISTING MCMAIN HEALTH CENTER



STAMP: [Professional Engineer Seal]

REVISION(S):

CONTRACTOR MUST VERIFY AND CHECK ALL JOB DIMENSIONS, DETAILS, AND SPECIFICATIONS ON SITE AND REPORT ANY ERROR, OMISSION, OR DISCREPANCY TO THE ARCHITECT IN WRITING BEFORE PROCEEDING WITH WORK.
DRAWN BY: BPO
CHECKED BY: BPO
DATE: 05/11/12
JOB NO: 1007B
SHEET NO: E-4.01