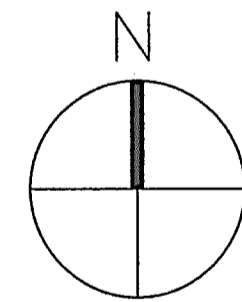


\*REFER TO SHEET MP101 FOR CONTINUATION OF ALL PIPING UNDER GRADE. REFER TO DETAIL #9 SHEET M604 FOR PIPE TRENCH.

**1 MECHANICAL EQUIPMENT YARD**  
Scale: 1/4"=1'-0"

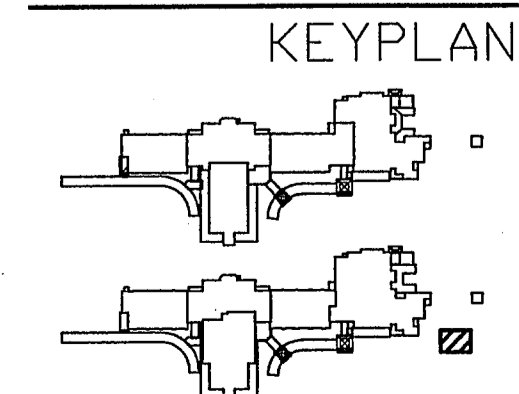


**GENERAL NOTES**

- A. ALL PIPING (WITH INSULATION & JACKET) AT EQUIPMENT YARD TO BE MINIMUM 7'-6" FROM TOP OF PIPE TO FINISHED GRADE.
- B. ALL EQUIPMENT TO BE FINISHED WITH MINIMUM 4" THK. HOUSEKEEPING PADS WITH MINIMUM 6" CLEARANCE ALL AROUND.
- C. ALL INSULATED PIPING (CHILLED WATER AND DOMESTIC COLD WATER) PIPING TO BE INSULATED (REFER TO SPECIFICATIONS) AND BE COVERED WITH 16 MIL. ALUMINIUM JACKET. ALL FITTINGS TO BE PREMOLDED ALUMINIUM FITTING (NO PVC/ZESTON FITTINGS ALLOWED).
- D. ALL PIPING SUPPORT SHALL BE INSULATED MINIMUM 12" DOWN FROM SUPPORT OF INSULATED PIPE (CHILLED WATER ONLY). INSULATION AND JACKET TO BE SIMILAR TO TYPE OF SUPPORTED PIPE.
- E. ALL DOMESTIC WATER PIPING EXPOSED AROUND GRADE, CHILLED WATER PUMPS, AND WATER MAKEUP ASSEMBLY SHALL BE HEAT TRACED, INSULATED, WITH 16 MIL. ALUMINIUM JACKET.
- F. ALL PIPING SHALL BE SUPPORTED ON 8'0" CTRS. AND AT ALL TURNS AND FITTINGS.
- G. COMBINATION DISCONNECTS/STARTERS FOR CHILLER PUMPS TO BE FINISHED BY MECHANICAL CONTRACTOR AND INSTALLED BY ELECTRICAL CONTRACTOR, REFER TO ELECTRICAL DRAWINGS FOR EXACT LOCATION. VARIABLE SPEED DRIVES FOR SYSTEM PUMPS TO BE REMOTELY LOCATED IN ROOM 1524.
- H. ALL ELECTRICAL ENCLOSURES LOCATED IN EQUIPMENT YARD TO RATED NEMA 3R, WEATHERPROOF.
- I. PROVIDE SOUND ATTENUATORS ON ALL CONDENSER FANS AND PROVIDE INSULATING BLANKETS ON ALL COMPRESSORS TO REDUCE SOUND.
- J. PROVIDE TWO (2) 2" CONDUITS (WITH PULL STRING) FROM CHILLERS TO EMS CONTROL PANEL.

**MECHANICAL KEYNOTES:**

- 1 PIPE INSULATION, TYPICAL.
- 2 6" CHILLED WATER DECOUPLE LINE.
- 3 CHILLED WATER SYSTEM LOOP PUMPS ON 4" THK. CONCRETE HOUSEKEEPING PADS, MINIMUM 6" CLEARANCE ALL AROUND. REFER TO DETAIL AND SCHEDULES FOR PUMP.
- 4 CHILLED WATER AIR SEPARATOR SIZED FOR 710 GPM, TACO AC SERIES OR APPROVED EQUAL. SEE GENERAL NOTE A.
- 5 CHILLED WATER EXPANSION TANK, BLADDER TYPE, SIZED FOR 200 GAL., REFER TO PLUMBING DRAWINGS FOR WATER MAKE UP SIZE.
- 6 6" THK. HOUSEKEEPING PAD SIZED TO HANDLE EXPANSION TANK WITH MINIMUM 6" CLEARANCE ALL AROUND.
- 7 AIR COOLED CHILLER WITH FACTORY SUPPLIED BASE RAIL, PROVIDE 1" THK. NEOPRENE/CORK VIBRATION ISOLATION PADS (FACTORY SUPPLIED) UNDER ALL SUPPORT POINTS OF CHILLER, NUMBER AS REQUIRED.
- 8 CHILLER PUMPS ON 4" THK. HOUSEKEEPING PADS, MINIMUM 6" CLEARANCE ALL AROUND. REFER TO TYPICAL DETAIL. REFER TO DETAIL AND SCHEDULES FOR PUMP.
- 9 CHILLER REQUIRED SERVICE CLEARANCES.
- 10 BALANCING VALVE, TYPICAL.
- 11 ISOLATION VALVE (BALL VALVE), TYPICAL.
- 12 BACKFLOW PREVENTER, BY PLUMBING CONTRACTOR, REFER TO TYPICAL DETAIL NO. 13, SHEET M603.
- 13 MAKEUP WATER ASSEMBLY (1-1/2") FOR CHILLED WATER SYSTEM. REFER TO DETAIL NO. 14, SHEET M601. MECHANICAL CONTRACTOR TO INSULATE AND HEAT TRACE MAKEUP WATER ASSEMBLY INCLUDING BACKFLOW PREVENTER AND ALL OTHER PIPING, VALVES, ETC. ABOVE GRADE. CONTRACTOR TO SUPPORT MAKEUP WATER LINES ASSEMBLY OFF WALL.
- 14 REFER TO MP101 FOR CONTINUATION.
- 15 CONTRACTOR TO EXTEND LINES FOR FUTURE GROWTH AND FOR TEMPORARY HOOKUP OF REMOTE CHILLER, PROVIDE SHUTOFF VALVE(S) AND BLIND FLANGE(S) AT END OF LINE(S).
- 16 TWO (2) 2" EMPTY CONDUITS (WITH PULL STRING), ROUTE FROM MECHANICAL ROOM TO MECHANICAL YARD, PROVIDE PULL BOX AT ALL REQUIRED LOCATIONS.
- 17 TWO (2) 2" EMPTY CONDUITS UP FROM UNDERGROUND, TERMINATE IN STAINLESS STEEL HINGED CONTROL BOX, MIN. SIZE 18X12X6, NEMA 3R RATED.
- 18 FREE STANDING YARD HYDRANT, REFER TO PLUMBING SCHEDULES (P401) FOR TYPE AND SPECIFICATION.
- 19 TYPICAL PEDESTAL PIPE SUPPORT, REFER TO TYPICAL DETAIL.




ANDREW GASAWAY, JR., ARCHITECT, AIA, APA  
BRET GASAWAY, ARCHITECT, AIA, NCARB  
CHRIS BANKSTON, ARCHITECT, AIA, NCARB, LEED AP

**GGB**  
Gasaway | Gasaway | Bankston  
Architects + Planners  
11007 W. THOMAS ST., SUITE G  
HAMMOND, LA 70401  
985.345.5047  
985.345.5040

**JOSEPH B. LANCASTER  
ELEMENTARY SCHOOL  
ST. TAMMANY PARISH SCHOOL BOARD  
MADISONVILLE, LOUISIANA**  
STPSB PROJECT #0825

THIS DRAWING IS AN INSTRUMENT OF SERVICE, IS AND SHALL REMAIN THE PROPERTY OF THE ARCHITECT AND SHALL NOT BE REPRODUCED, PUBLISHED OR USED IN ANY WAY WITHOUT THE EXPRESS PERMISSION OF THE ARCHITECT.

PROJ. NO. **0825**  
DATE **06.25.09**



SHEET NO. **M205**