POWER PLAN NOTES

1. VERIFY THE EXACT LOCATION, VOLTAGE, PHASE, AMPERAGE, HORSEPOWER, ETC. OF ALL MECHANICAL EQUIPMENT WITH THE MECHANICAL CONTRACTOR.
2. VERIFY THE EXACT LOCATION OF ALL DEVICES WITH THE ARCHITECT PRIOR TO ROUGH-IN.
3. THE COUNTERTOP SHALL BE DRILLED AND GROMMETS INSTALLED BY OTHERS WHERE DEVICES ARE SHOWN TO BE INSTALLED BELOW THE COUNTER.
4. VERIFY THE EXACT LOCATION OF ALL FAN CONTROL SWITCHES WITH THE MECHANICAL CONTRACTOR PRIOR TO ROUGH-IN.
5. MAINTAIN PROPER CLEARANCE WHEN INSTALLING PANELS & DRY-TYPE TRANSFORMERS.
6. INSTALL TWO (2) 2" CONDUIT SLEEVES FROM ABOVE CORRIDOR CEILING INTO CEILING SPACE ABOVE EACH ADJACENT ROOM FOR FUTURE USE.
7. REFER TO SHEET E100 FOR POWER PLAN KEYNOTES.
8. TURN OUT CONDUIT SERVING THE 3-PORT & 2-PORT DATA OUTLETS TO ABOVE THE CEILING IN THE CORRIDOR, TYPICAL ALL CLASSROOMS.
9. CONNECT AHU MOTORIZED DAMPERS TO RECEPTACLE LOCATED IN MECH. ROOM.
10. CORRIDOR WALLS TO HAVE GLAZED BLOCK UP 48" AFF, ALL DEVICES SHOWN IN CORRIDOR SHALL BE FLUSH MOUNT WITH FACE OF GLAZE BLOCK.
11. CONNECT ALL SMOKE DAMPERS TO NEAREST RECEPTACLE CIRCUIT LOCATED IN THE MECH. ROOM.

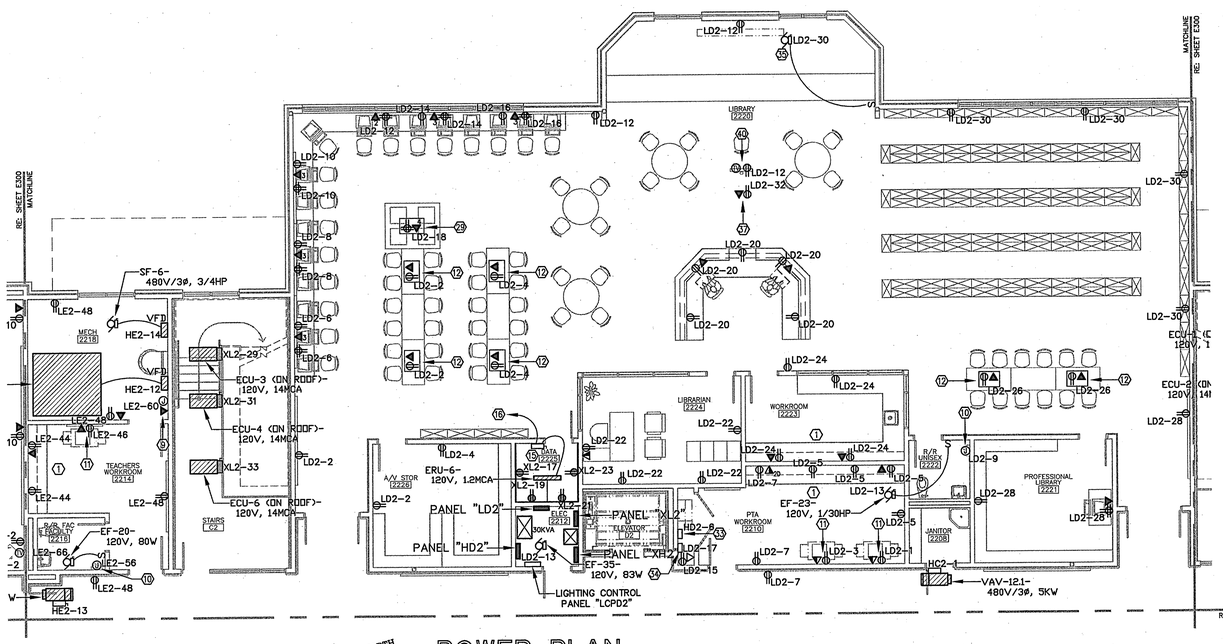

NORTH

2 POWER PLAN- SECOND FLOOR WING 2200

SCALE: 1/8" = 1'-0"

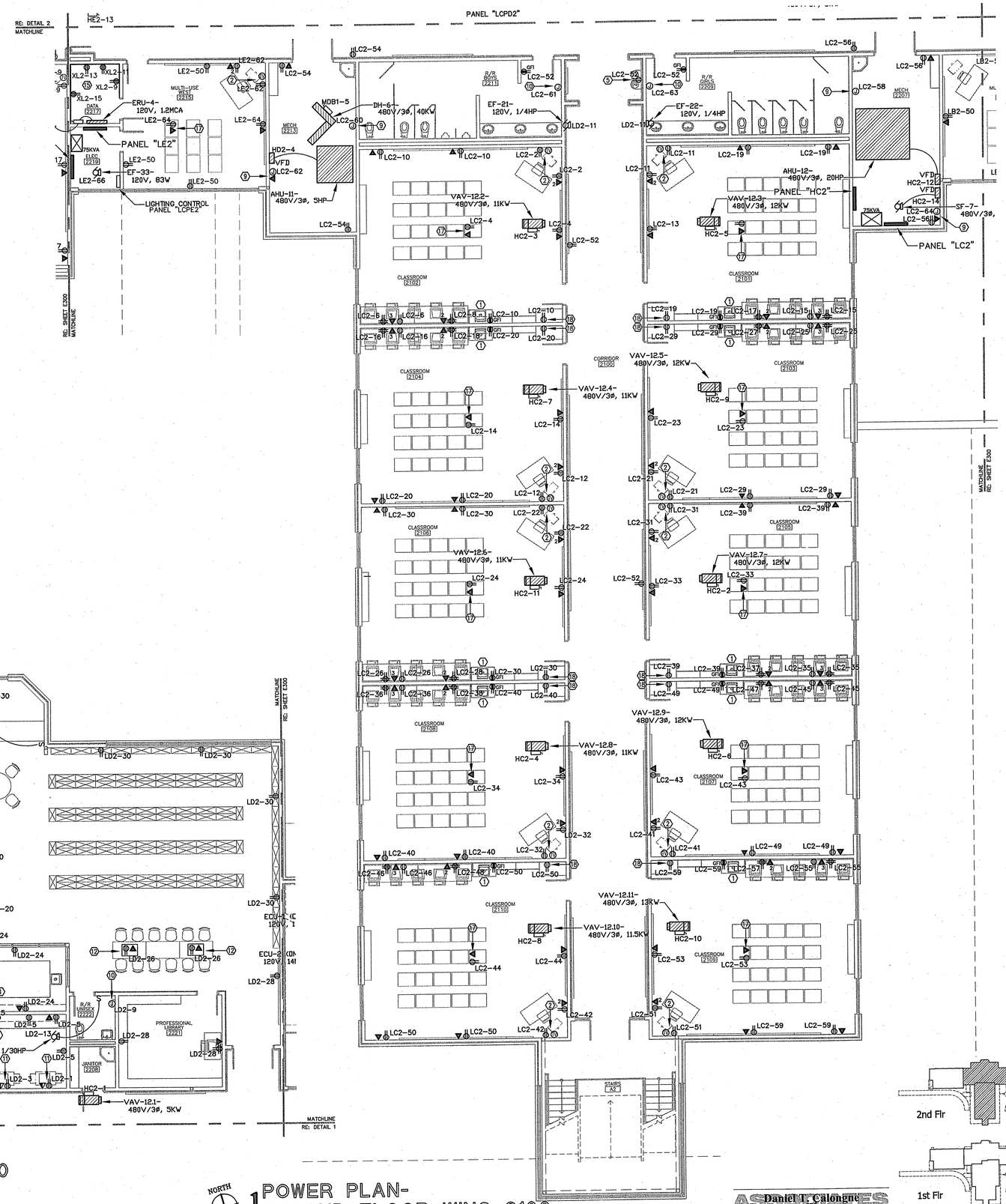

NORTH

1 POWER PLAN- SECOND FLOOR WING 2100

SCALE: 1/8" = 1'-0"

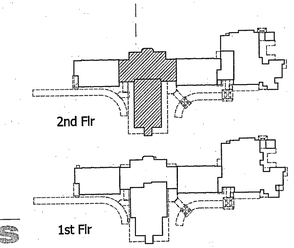

ASSOCIATES
Daniel T. Calongne
7911 Wrenwood Blvd., Suite D
Baton Rouge, Louisiana 70809
voice (225)922-9223 fax (225)922-9414

ANDREW GASAWAY, JR., ARCHITECT, AIA APA
BRET GASAWAY, ARCHITECT, AIA, NCARB
CHRIS BANKSTON, ARCHITECT, AIA, NCARB, LEED AP

GGB
Gasaway | Gasaway | Bankston
Architects + Planners
1007 W. THOMAS ST., SUITE G ■ HAMMOND, LA 70401 ■ 985.345.5047 ■ FAX 985.345.5060

JOSEPH B. LANCASTER ELEMENTARY SCHOOL

ST. TAMMANY PARISH SCHOOL BOARD

MADISONVILLE, LOUISIANA

STPSB PROJECT #0825

THIS DRAWING IS AN INSTRUMENT OF SERVICE, IS AND SHALL REMAIN THE PROPERTY OF THE ARCHITECT AND SHALL NOT BE REPRODUCED, PUBLISHED OR USED IN ANY WAY WITHOUT THE EXPRESS PERMISSION OF THE ARCHITECT.

PROJ. NO.	DATE	REVISED
0825	06.25.09	

PROFESSIONAL OF RECORD

STATE OF LOUISIANA
DANIEL T. CALONGNE
REG. NO. 15220
REGISTERED PROFESSIONAL ENGINEER
ELECTRICAL ENGINEER

SHEET NO. E301

© GASAWAY ■ GASAWAY ■ BANKSTON - ARCHITECTS & PLANNERS